

// INDUSTRIAL HOSE & RACOMMENDED FITTING TABLES

// COMPRESSED AIR – HOSE CHAPTER

		195AT	191AK	180AA	185AA/AH/AK	186AA	175AA/AH/AK	155AA/AK	140AK	142AK	132AE
	Express	●	●	●	●	●	●				
	Claw Couplings EU	●	●	●	●	●	●	●			
	Claw Couplings USA	●	●	●	●	●	●	●			
	Claw Couplings AUS	●	●	●	●	●	●	●			
	Geka	●	●	●	●	●	●				
	Ground Joint Seal							●	●	●	
	Combination nipples precrimped ferrule							●	●		
	Hydraulic Fittings	●	●	●	●	●	●	●	●	●	●

The match hose/fitings is just an indication and needs checking depending on the actual application.
The final choice is on Customer's responsibility

// HOT AIR – HOSE CHAPTER

		952AA	902AA	902AE	902LE	903LE
	Cardan-Perrot	•				
	Type 42		•			
	SMS					•
	DIN 11851				•	•
	Symmetric Guillemin		•		•	•
	Storz	•	•		•	•
	Cam & Groove	•	•	•	•	•
	TW Couplings EN 14 420-6 DIN 28 450	•			•	•
	Flange PN10/16 ASA150		•			

The match hose/fitting is just an indication and needs checking depending on the actual application.
The final choice is on Customer's responsibility

// WATER & LIQUIDS – HOSE CHAPTER

		49000	49200	284AA/AH	286EE/288HH	250AA	253AA	254AA/AH	256AA	264GL	266GL/KL/OL	265TH	267BE	269BA	268BL	47200	204AA	202AA	223AA	221AA	222AA	248AE	
	Type GK claw coupling	●	●	●				●															
	Bauer				●	●	●	●				●		●			●	●			●		
	Cardan-Perrot				●	●	●	●		●	●	●	●	●	●	●	●	●			●		
	Type 42									●	●	●	●	●	●								
	Symmetric Guillemin									●	●		●	●	●	●		●					
	Storz				●		●	●		●	●	●	●	●	●	●		●			●		
	Cam & Groove		●	●	●	●	●	●		●	●	●	●	●	●	●	●	●			●		
	Combination nipple	●	●	●		●	●	●				●		●		●	●				●		
	Combination nipple precrimped Ferrule							●	●								●	●	●				
	Flange PN10/16 ASA150				●	●	●	●	●							●	●	●	●	●	●	●	
	Hydraulic Fittings							●	●											●		●	

* Flange with pre-crimped ferrule not to be used

The match hose/fitings is just an indication and needs checking depending on the actual application.
The final choice is on Customer's responsibility

// FIRE FIGHTING – HOSE CHAPTER

					
	Gros filet rond couplings	Symmetric Gullemin	Symmetric DSP & AR	Storz	Fire Fighting Couplings
283AA				•	•
251AA	•				•
212AA		•	•	•	•

// HOT WATER & STEAM – HOSE CHAPTER

				
	Hydraulic Fittings	Turnex P	Ground Joint Seal	EN 14 423 - DIN 2826 couplings
350AA	•		•	
354AA				•
350LL/LE	•		•	
340AA/AH	•		•	
344AH				•
343AH	•		•	
341AA/AH	•	•	•	
345AA				•

The match hose/fittings is just an indication and needs checking depending on the actual application.
The final choice is on Customer's responsibility

// LIQUID FOOD – HOSE CHAPTER

		49200	4660L	4680H	47200	452LH	402LH	410LL	412LE	418LE	455LE/LL	405LE/LL/LH	417LE
	SMS	•	•	•	•	•	•	•	•	•	•	•	•
	DIN 11851	•	•	•	•	•	•	•	•	•	•	•	•
	Macon		•	•		•							
	Symmetric Guillemín	•	•	•	•	•	•	•	•	•	•	•	•
	Storz		•	•	•								
	Cam & Groove	•	•	•	•	•	•	•	•		•	•	•
	TW Couplings								•	•	•	•	•
	EN14 420-5 / DIN 2817								•	•	•	•	•







The match hose/fittings is just an indication and needs checking depending on the actual application.
The final choice is on Customer's responsibility

// BULK FOOD – HOSE CHAPTER

				
	SMS	DIN 11851	Symmetric Guillemín	Cam & Groove
760LA	●	●	●	●
760LB				●
720LA	●	●	●	●
720LG				●

The match hose/fitting is just an indication and needs checking depending on the actual application.
The final choice is on Customer's responsibility

// BULK MATERIAL – HOSE CHAPTER


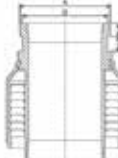
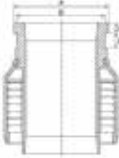
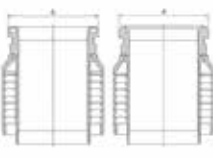
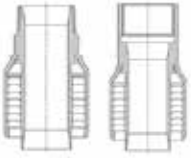
		760AA	766AA	720AA	767AL	780AA
	Bauer		•		•	•
	Cardan-Perrot	•	•	•		
	Type 42	•	•	•		
	Symmetric Guillemin	•	•	•		
	Storz	•	•	•		
	Cam & Groove	•	•	•	•	•
	Combination nipple		•		•	
	Flange PN10/16 ASA150			•		

The match hose/fitting is just an indication and needs checking depending on the actual application.
The final choice is on Customer's responsibility

// PLASTER – HOSE CHAPTER


			
	Cardan-Perrot	Storz (hose ID 45 mm)	Mortar Couplings
764OL		•	
752AA	•		
757AA			•
758AA			•
758AE			•

// CONCRETE – HOSE CHAPTER

					
	Victaulic style	Shouldered style	California style	Schwing style	Male & Female threaded Fittings
737AA	•	•			•
740AA	•	•	•	•	•
741AA	•	•	•	•	•

The match hose/fittings is just an indication and needs checking depending on the actual application.
The final choice is on Customer's responsibility

// ACID, CHEMICAL & MULTIPURPOSE – HOSE CHAPTER

		984AH	974AH	975AH	954AH	976AB	956AB	503AA	505OG	529AA	509OE	538AA
	Claw Couplings EU-AUS		●									
	Symmetric Guillemin							●	●	●	●	
	Cam & Groove							●	●	●	●	
	TW Couplings						●	●	●	●	●	●
	EN 14 420-5 DIN 2817						●	●	●	●	●	●
	Combination nipple precrimped Ferrule							●	●		●	
	Flange PN10/16 ASA150							●	●	●	●	
	Hydraulic Fittings	●	●	●	●	●	●	●	●	●	●	●

The match hose/fittings is just an indication and needs checking depending on the actual application.
The final choice is on Customer's responsibility

// HYDROCARBONS – HOSE CHAPTER

		650AA/AH	650AB	668EL	601AA	605AA	605AH	629AA	655AA	619AA	620AA
	Symmetric Guillemin					●	●	●			
	Cam & Groove	●	●	●	●	●	●	●	●	●	
	TW Couplings EN 14 420-6 DIN 28 450	●	●			●		●	●	●	●
	EN14 420-5 DIN 2817	●	●			●		●	●	●	●
	Combination nipple	●	●	●		●	●	●			
	Combination nipple precrimped Ferrule	●			●	●	●	●	●	●	●
	Flange PN10/16 ASA150	●	●		●	●	●	●	●	●	●
	Hydraulic Fittings	●	●	●		●	●	●	●	●	●

The match hose/fitting is just an indication and needs checking depending on the actual application.
The final choice is on Customer's responsibility

			
	EN 14 420-5 DIN 2817	Hydraulic Fittings	Volucompteur*
658AA	●	●	●
659AA	●	●	

* Available on request

		
	EN14 420-5 DIN 2817 Aviation	Male Aviation
656AA	●	●
611AA	●	●

The match hose/fitings is just an indication and needs checking depending on the actual application.
The final choice is on Customer's responsibility

// DOCK – HOSE CHAPTER

			
	Combination nipple precrimped Ferrule	Crimped Fitting with flange PN10/16 ASA150	Built-in Fitting with flange PN10/16 ASA150
60DAA			•
64AAA			•
60NAA	•	•	
60GAA			•
64DAA			•
60PAA	•	•	
64PAA	•	•	

The match hose/fitings is just an indication and needs checking depending on the actual application.
The final choice is on Customer's responsibility

// RIG SUPPLY – HOSE CHAPTER

		
	Combination nipple precrimped Ferrule	Flange PN10/16 ASA150
648AA	•	•
615AA	•	•
622AA	•	•
748AA	•	•
715AA	•	•
448LI	•	•
415LI	•	•

The match hose/fitings is just an indication and needs checking depending on the actual application.
The final choice is on Customer's responsibility

// MINING – HOSE CHAPTER

						
	Compr. Air Claw Coupling	Bauer	Ground Joint Seal	Cam & Groove	Combination nipple precrimped Ferrule	Hydraulic Fittings
151AA	•					•
151AK	•					•
157AK			•			•
189AK	•					•
146AK						•
141AA			• *		•	•
289GG		•		•		
240AA	•				•	•
241AA	• *					•
225AA				• **	•	•
245AA				• *		
765AA				• **		
776AA/HA			•			

* Pay attention:
 - hose WP higher than fitting WP
 - hose assembly must be used at fitting working pressure

** Brass

	
	Muff coupling with Flange
706AA	•

The match hose/fitings is just an indication and needs checking depending on the actual application.
 The final choice is on Customer's responsibility