Dunlop Hiflex is one of the market's most established suppliers of hydraulics hoses and couplings, industrial hoses and fittings. The manufacturing of hoses and couplings, for both high and low pressure, gives Dunlop Hiflex extensive knowledge of the products and enables it to put forward suggestions for new solutions and enhancements to industry.

5 COUNTRIES	**302** PEOPLE	**68** MILLION € TURNOVER
41 STORES	**87** DISTRIBUTORS	**ISO 9001** CERTIFICATION

// DUNLOP HIFLEX



// THE FIRST HOSES

Scotland, 1887. John Boyd Dunlop, a Scottish born inventive veterinarian observes his son as he's cycling down a bumpy road. The bike has hard solid rubber tyres and the ride is rough and shaky. The ride is neither fast nor particularly comfortable.
He then comes up with an idea of wrapping an air filled rubber hose around the rim.
In 1888 he patented the idea and the rest as we say, is history.

// A PRODUCT THAT CHANGES THE WORLD

John Dunlop's idea about air-filled rubber hoses was the beginning of an industrial manufacturing of air-filled tires and, later, a development of hydraulic and industrial hoses. We, at Dunlop Hiflex, are specialists at hoses for high and low pressure and through our unique position with manufacturing in our own factories we are leading the development of the next generation of hoses. Since 1969 there's been a constant development with a headquarter in Halmstad. Today we are a part of the ALFAGOMMA GROUP, one of the leading manufactures of hoses in the world. But we still carry the name that originated from a Scot and bike with pride.

// ALFAGOMMA GROUP

Dunlop Hiflex was acquired by ALFAGOMMA Group in 2005. The Group, established in 1956, is a global manufacturer specialized in highly engineered, technically demanding hydraulic and industrial products, created with a commitment to excellence in quality and innovation.

// RESEARCH AND DEVELOPMENT

ALFAGOMMA is focused on continuous improvement, proven by its constant engineering innovation at product, process and production level, which has made it possible to quickly respond to evolving international regulations, improving products performance, safety and efficiency.
The company's distinguishing feature is its ability to innovate, by investing in research and development of products and materials, and designing solutions that meet customer's requirements, in compliance with international regulations.

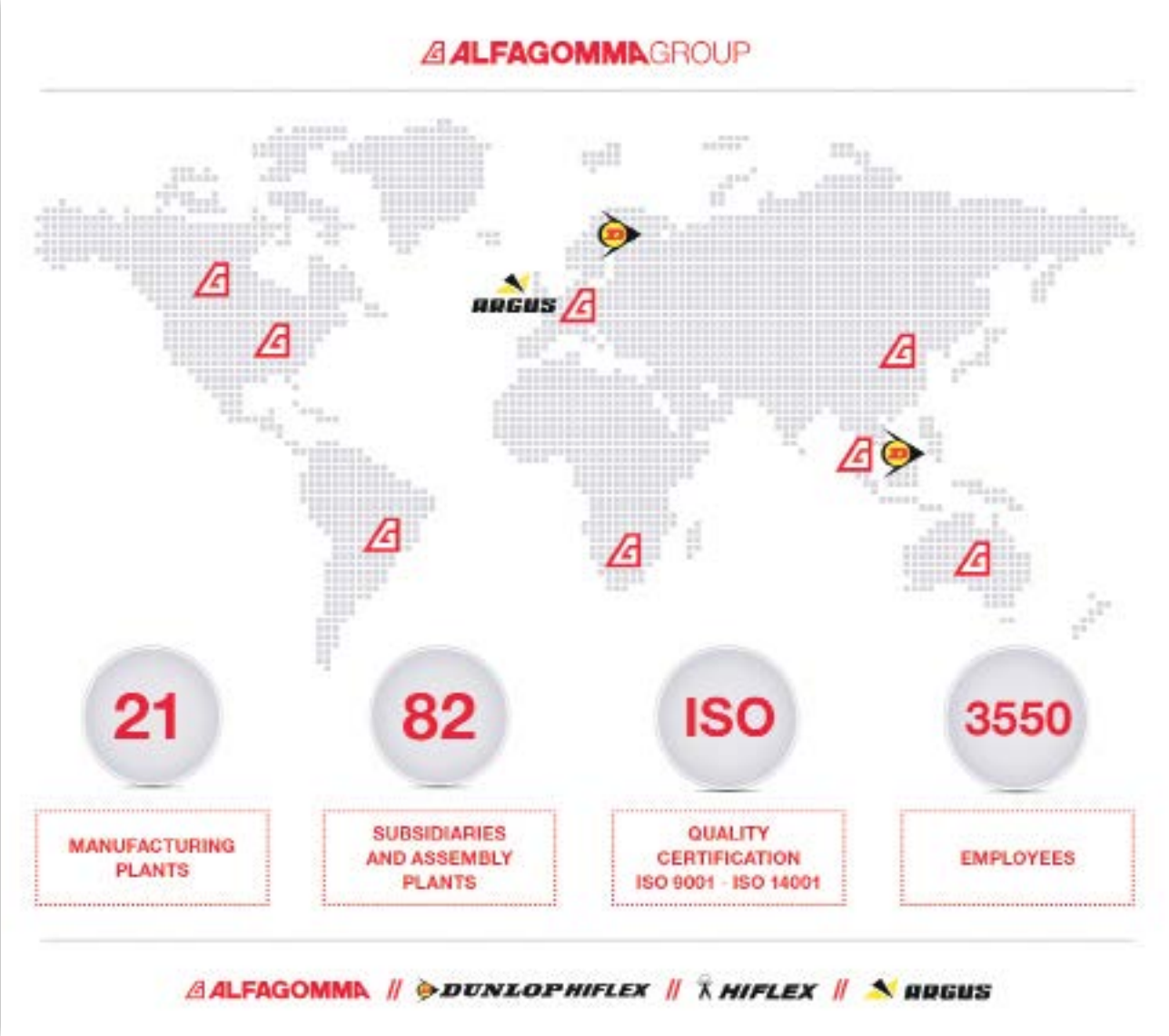

// APPLICATIONS OVERVIEW

HYDRAULIC AND INDUSTRIAL INTEGRATED FLUID HANDLING SOLUTIONS

HYDRAULIC AND INDUSTRIAL INTEGRATED FLUID HANDLING SOLUTIONS

- COMPLETE PORT-TO-PORT SYSTEMS
- COHERENT AND INEGRATED DESIGN LOGIC
- MAXIMUM QUALITY, SAFETY AND RELIABILITY
- TOTAL COMPONENT TRACEBILITY
- CUSTOMIZED SOLUTIONS
- EXPERT COMPONENT SELECTION FOR COST EFFECTIVE OPTIMUM PERFORMANCE

www.dunlophiflex.com

DUNLOPHIFLEX

// INDEX BY CHAPTER

// HYDRAULIC HOSE

// HYDRAULIC HOSE 7
// FERRULE SELECTION CHART 40

// HYDRAULIC FITTING

// STANDARD 45
// NEW POWERTRACK 98
// WATERBLAST 114
// INTERLOCK 118

// HYDRAULIC ADAPTER

// JIC 37° ADAPTERS 136
// ORFS ADAPTERS 177
// BSP ADAPTERS 205
// DIN 24° ADAPTERS 221

// SYMBOLS

INTERNAL DIAMETER

OUTSIDE DIAMETER

MAXIMUM WORKING PRESSURE

MINIMUM BURST PRESSURE

MINIMUM BEND RADIUS

WALL THICKNESS

WEIGHT

// HYDRAULIC HOSE

// THERMOPLASTIC 8
// TEXTILE BRAID 13
// WIRE BRAID 15
// WIRE SPIRAL 21
// POWERFLEXBIO 24
// TUFLEX 27
// HIGH TEMPERATURE 28
// LOW TEMPERATURE 30
// OIL RETURN LINES 32
// PRESSURE WASH 34
// PTFE HOSE 38

Dimensions shown may be changed without prior notice

// THERMOPLASTIC

// 630 - MINIMESS

PRESSURE TEST POINT

Tube: polyester.
Reinforcement: one high tensile steel braid.
Cover: abrasion, ozone and hydrocarbon resistant polyurethane, pin-pricked.
Application: high pressure hydraulic lines, fuel oil, antifreeze solutions, air and water. Specially designed for pressure gauges and transducers connections.
Constant operation: -40 °C +100 °C (-40 °F +212 °F)
air max T = +70 °C (+160 °F)
Length: random

Item Code	DHFI Item number													
		Dash	mm	in	mm	in	Mpa	psi	Mpa	psi	mm	in	kg/m	lb/ft
1000310	23-630-L1	01	2,0	5/64"	5,00	0,20	63,0	9100	190,0	27300	20,0	0,79	0,020	0,02
1001522	23-630-L2	L2	4,0	5/32"	8,00	0,31	63,0	9100	190,0	27300	40,0	1,57	0,045	0,04

// 570A - R7

SAE 100 R7 - EN 855 R7

Tube: polyester.
Reinforcement: one/two high tensile textile braids.
Cover: abrasion, ozone and hydrocarbon resistant polyurethane, pin-pricked.
Application: high pressure hydraulic lines, fuel oil, antifreeze solutions, air and water.
Constant operation: -40 °C +100 °C (-40 °F +212 °F)
air max T = +70 °C (+160 °F)
Length: random

Item Code	DHFI Item number													
		Dash	mm	in	mm	in	Mpa	psi	Mpa	psi	mm	in	kg/m	lb/ft
1001151	23-066-04	04	6,0	1/4"	12,20	0,48	21,0	3000	84,0	12000	35,0	1,38	0,100	0,07
1001234	23-066-05	05	8,0	5/16"	14,30	0,56	19,0	2750	76,0	11000	45,0	1,77	0,130	0,09
1001152	23-066-06	06	10,0	3/8"	16,00	0,63	16,0	2320	64,0	9280	55,0	2,17	0,145	0,10
1001153	23-066-08	08	13,0	1/2"	20,30	0,80	14,0	2000	56,0	8000	75,0	2,95	0,220	0,15

Dimensions shown may be changed without prior notice

// 570A - R7 TWIN

SAE 100 R7 - EN 855 R7

Tube: polyester.
Reinforcement: one/two high tensile textile braids.
Cover: abrasion, ozone and hydrocarbon resistant polyurethane, pin-pricked.
Application: high pressure hydraulic lines, fuel oil, antifreeze solutions, air and water.
Constant operation: -40 °C +100 °C (-40 °F +212 °F)
air max T = +70 °C (+160 °F)
Length: random

Item Code	DHFI Item number													
		Dash	mm	in	mm	in	Mpa	psi	Mpa	psi	mm	in	kg/m	lb/ft
1001145	23-063-04	04	6,0	1/4"	12,20	0,48	21,0	3000	84,0	12000	35,0	1,38	0,200	0,14
1001146	23-063-05	05	8,0	5/16"	14,30	0,56	19,0	2750	76,0	11000	45,0	1,77	0,260	0,18
1001147	23-063-06	06	10,0	3/8"	16,00	0,63	16,0	2320	64,0	9280	55,0	2,17	0,290	0,20
1001148	23-063-08	08	13,0	1/2"	20,30	0,80	14,0	2000	56,0	8000	75,0	2,95	0,440	0,30

// 580A - R8

SAE 100 R8 - EN 855 R8

Tube: polyester.
Reinforcement: one/two braids of aramid fiber.
Cover: abrasion, ozone and hydrocarbon resistant polyurethane, pin-pricked.
Application: high pressure hydraulic lines, fuel oil, antifreeze solutions, air and water.
Constant operation: -40 °C +100 °C (-40 °F +212 °F)
air max T = +70 °C (+160 °F)
Length: random

Item Code	DHFI Item number													
		Dash	mm	in	mm	in	Mpa	psi	Mpa	psi	mm	in	kg/m	lb/ft
1001213	23-107-04	04	6,0	1/4"	11,50	0,45	35,0	5000	140,0	20000	50,0	1,97	0,085	0,06
1001235	23-107-05	05	8,0	5/16"	13,40	0,53	30,0	4300	120,0	17450	55,0	2,17	0,105	0,08
1001227	23-107-06	06	10,0	3/8"	15,50	0,61	28,0	4000	112,0	16000	60,0	2,36	0,135	0,10
1001155	23-107-08	08	13,0	1/2"	13,40	0,53	30,0	4300	120,0	17450	55,0	2,17	0,105	0,08

Dimensions shown may be changed without prior notice

// 550A - TWB1

ONE WIRE BRAID

Tube: polyester.
Reinforcement: one high tensile steel braid.
Cover: abrasion, ozone and hydrocarbon resistant polyurethane, non pin-pricked.
Application: high pressure hydraulic lines, fuel oil, antifreeze solutions, air and water.
Constant operation: -40 °C +100 °C (-40 °F +212 °F)
air max T = +70 °C (+160 °F)
Length: random

Item Code	DHFI Item number													
		Dash	mm	in	mm	in	Mpa	psi	Mpa	psi	mm	in	kg/m	lb/ft
1001161	23-087-04	04	6,0	1/4"	11,70	0,46	31,0	4500	124,0	18000	40,0	1,57	0,165	0,12
1001162	23-087-05	05	8,0	5/16"	13,20	0,52	25,0	3630	100,0	14500	55,0	2,17	0,190	0,13
1001163	23-087-06	06	10,0	3/8"	15,50	0,61	22,5	3250	90,0	13000	65,0	2,56	0,230	0,16
1001164	23-087-08	08	13,0	1/2"	18,80	0,74	19,0	2750	76,0	11000	85,0	3,35	0,300	0,21

// 550A - TWB1 - TWIN

ONE WIRE BRAID

Tube: polyester.
Reinforcement: one high tensile steel braid.
Cover: abrasion, ozone and hydrocarbon resistant polyurethane, non pin-pricked.
Application: high pressure hydraulic lines, fuel oil, antifreeze solutions, air and water.
Constant operation: -40 °C +100 °C (-40 °F +212 °F)
air max T = +70 °C (+160 °F)
Length: random

Item Code	DHFI Item number													
		Dash	mm	in	mm	in	Mpa	psi	Mpa	psi	mm	in	kg/m	lb/ft
1001165	23-088-04	04	6,0	1/4"	11,70	0,46	31,0	4500	124,0	18000	40,0	1,57	0,330	0,23
1001424	23-088-05	05	8,0	5/16"	13,20	0,52	25,0	3630	100,0	14500	55,0	2,17	0,380	0,26
1001166	23-088-06	06	10,0	3/8"	15,50	0,61	22,5	3250	90,0	13000	65,0	2,56	0,460	0,31

Dimensions shown may be changed without prior notice

// FLEXOR VHP700

Tube: polyester.
Reinforcement: one/two braids of aramid fiber plus one steel wire braid.
Cover: red abrasion, ozone and hydrocarbon resistant polyurethane, non pin-pricked.
Application: high pressure systems and pumps; rescue, safety, jacking and rerailing equipments; bolt tensioning tools.
Constant operation: -40 °C +100 °C (-40 °F +212 °F)
air max T = +70 °C (+160 °F)
Length: random

Item Code	DHFI Item number													
		Dash	mm	in	mm	in	Mpa	psi	Mpa	psi	mm	in	kg/m	lb/ft
1003461	23-041-04	04	6,0	1/4"	12,70	0,50	70,0	10000	280,0	40600	35,0	1,38	0,180	0,13

HALOGEN FREE HOSE
ENVIRONMENTAL FRIENDLY



GREENLINE PLUS HYDRAULIC RANGE

MAIN FEATURES

- HALOGEN FREE
- ENVIRONMENTAL FRIENDLY

A variety of environmental problems now affect our entire world. The environmental challenges facing industrial companies and governments throughout the world are numerous and complex.

In attempting to make a contribution to find an answer to these challenges, Dunlop Hiflex also in line with the latest OEM environmental requisites for a hydraulic hose not containing Chlorine, Fluorine and Iodine has replaced its standard range of hydraulic hose with an environmental friendly Greenline Plus range of product.

How can the Greenline Plus range be identified? The new product can be identified by "Greenline Plus" on the branding text of the hose and have a new set of part numbers.



DUNLOP HIFLEX GREENLINE PLUS 22

Dimensions shown may be changed without prior notice

// TEXTILE BRAID

// ARGUS 1TE/R6 PLUS

SAE 100 R6 - EN 854 R6 (up to 3/4") - EXCEEDS EN 854 1TE

Tube: oil resistant synthetic rubber.
Reinforcement: one high tensile textile braid.
Cover: abrasion, ozone and hydrocarbon resistant synthetic rubber.
Application: low pressure hydraulic lines, fuel oil, antifreeze solutions, air and water.
HALOGEN-FREE COMPOUND
Constant operation: -40 °C +100 °C (-40 °F +212 °F)
air max T = +70 °C (+160 °F)
Length: random

Item Code	DHFI Item number													
		Dash	mm	in	mm	in	Mpa	psi	Mpa	psi	mm	in	kg/m	lb/ft
1001385	18-806-006	04	6,0	1/4"	12,70	0,50	2,8	400	11,2	1620	64,0	2,52	0,110	0,08
1001386	18-806-008	05	8,0	5/16"	14,30	0,56	2,8	400	11,2	1620	76,0	2,99	0,130	0,09
1001387	18-806-010	06	10,0	3/8"	15,90	0,63	2,8	400	11,2	1620	76,0	2,99	0,160	0,11
1001388	18-806-013	08	13,0	1/2"	19,80	0,78	2,8	400	11,2	1620	102,0	4,02	0,220	0,15
1001389	18-806-016	10	16,0	5/8"	23,00	0,91	2,4	350	9,6	1400	107,0	4,21	0,270	0,19
1001390	18-806-019	12	19,0	3/4"	26,90	1,06	2,1	300	8,4	1200	152,0	5,98	0,330	0,23
1001391	18-806-025	16	25,0	1"	33,50	1,32	1,7	250	7,0	1000	203,0	7,99	0,500	0,34

// ARGUS 2TE PLUS

EN 854 2TE

Tube: oil resistant synthetic rubber.
Reinforcement: one high tensile textile braid.
Cover: abrasion, ozone and hydrocarbon resistant synthetic rubber.
Application: medium pressure hydraulic lines, fuel oil, antifreeze solutions, air and water.
HALOGEN-FREE COMPOUND
Constant operation: -40 °C +100 °C (-40 °F +212 °F)
air max T = +70 °C (+160 °F)
Length: random

Item Code	DHFI Item number													
		Dash	mm	in	mm	in	Mpa	psi	Mpa	psi	mm	in	kg/m	lb/ft
1001398	8U4AA-04	04	6,0	1/4"	13,10	0,52	7,5	1100	30,0	4300	40,0	1,57	0,112	0,08
1001399	8U4AA-05	05	8,0	5/16"	14,90	0,59	6,8	986	27,0	3945	50,0	1,97	0,148	0,10
1001400	8U4AA-06	06	10,0	3/8"	16,50	0,65	6,3	920	25,2	3680	60,0	2,36	0,163	0,11
1001401	8U4AA-08	08	13,0	1/2"	19,70	0,78	5,8	840	23,2	3360	70,0	2,76	0,206	0,14
1001402	8U4AA-10	10	16,0	5/8"	23,90	0,94	5,0	730	20,0	2900	90,0	3,54	0,281	0,19
1001761	8U4AA-12	12	19,0	3/4"	27,00	1,06	4,5	650	18,0	2610	110,0	4,33	0,350	0,24
1001404	8U4AA-16	16	25,0	1"	34,40	1,35	4,0	600	16,0	2320	150,0	5,91	0,497	0,34

Dimensions shown may be changed without prior notice

// ARGUS 3TE/R3 PLUS

EN 854 3TE

Tube: oil resistant synthetic rubber.
Reinforcement: two high tensile textile braids.
Cover: abrasion, ozone and hydrocarbon resistant synthetic rubber.
Application: medium pressure hydraulic lines, fuel oil, antifreeze solutions, air and water.
HALOGEN-FREE COMPOUND
Constant operation: -40 °C +100 °C (-40 °F +212 °F)
air max T = +70 °C (+160 °F)
Length: random

Item Code	DHFI Item number													
		Dash	mm	in	mm	in	Mpa	psi	Mpa	psi	mm	in	kg/m	lb/ft
1001405	8U5AA-04	04	6,0	1/4"	14,40	0,57	14,5	2100	58,0	8400	45,0	1,77	0,174	0,12
1001406	8U5AA-05	05	8,0	5/16"	16,90	0,67	13,0	1900	52,0	7560	55,0	2,17	0,223	0,15
1001407	8U5AA-06	06	10,0	3/8"	18,50	0,73	11,0	1600	44,0	6400	70,0	2,76	0,243	0,17
1001408	8U5AA-08	08	13,0	1/2"	21,70	0,85	9,3	1350	37,2	5400	85,0	3,35	0,294	0,20
1001409	8U5AA-10	10	16,0	5/8"	25,90	1,02	8,0	1200	32,0	4640	105,0	4,13	0,399	0,27
1001410	8U5AA-12	12	19,0	3/4"	29,00	1,14	7,0	1000	28,0	4000	130,0	5,12	0,455	0,31
1001411	8U5AA-16	16	25,0	1"	35,90	1,41	5,5	800	22,0	3200	150,0	5,91	0,612	0,42
1001412	8U5AA-20	20	32,0	1 1/4"	42,30	1,67	4,5	650	18,0	2610	190,0	7,48	0,737	0,50
1001531	8U5AA-24	24	38,0	1 1/2"	49,30	1,94	4,0	600	16,0	2320	240,0	9,45	1,150	0,78
1001532	8U5AA-32	32	51,0	2"	63,00	2,48	3,3	470	13,2	1900	300,0	11,81	1,500	1,01

// 2TE RAILWAY

EN 854 2TE - EN 45545-2

Tube: oil resistant synthetic rubber.
Reinforcement: one high tensile textile braid.
Cover: abrasion, ozone and hydrocarbon resistant synthetic rubber.
MSHA APPROVED
Application: medium pressure hydraulic lines, fuel oil, antifreeze solutions, air and water. Specially designed for railway applications.
Constant operation: -40 °C +100 °C (-40 °F +212 °F)
air max T = +70 °C (+160 °F)
Length: random

Item Code	DHFI Item number													
		Dash	mm	in	mm	in	Mpa	psi	Mpa	psi	mm	in	kg/m	lb/ft
1002681	8X2AA-05	05	8,0	5/16"	14,90	0,59	6,8	986	27,0	3945	50,0	1,97	0,148	0,10
1002682	8X2AA-06	06	10,0	3/8"	16,50	0,65	6,3	920	25,2	3680	60,0	2,36	0,163	0,11
1002683	8X2AA-08	08	13,0	1/2"	19,70	0,78	5,8	840	23,2	3360	70,0	2,76	0,206	0,14
1002684	8X2AA-10	10	16,0	5/8"	23,90	0,94	5,0	730	20,0	2900	90,0	3,54	0,281	0,19
1002685	8X2AA-12	12	19,0	3/4"	27,00	1,06	4,5	650	18,0	2610	110,0	4,33	0,350	0,24
1002686	8X2AA-16	16	25,0	1"	34,40	1,35	4,0	600	16,0	2320	150,0	5,91	0,497	0,34

Dimensions shown may be changed without prior notice

// WIRE BRAID

// PLT - PILOT

Tube: oil resistant synthetic rubber.
Reinforcement: one high tensile steel braid.
Cover: abrasion, ozone and hydrocarbon resistant synthetic rubber.
Application: medium pressure hydraulic lines, fuel oil, antifreeze solutions, air and water. Specially designed for hydraulic pilot lines.
Constant operation: -40 °C +100 °C (-40 °F +212 °F)
air max T = +70 °C (+160 °F)
Length: random

Item Code	DHFI Item number													
		Dash	mm	in	mm	in	Mpa	psi	Mpa	psi	mm	in	kg/m	lb/ft
1003480	8D8AA-03	03	5,0	3/16"	9,60	0,38	12,0	1750	48,0	7000	20,0	0,79	0,111	0,08
1002747	8D8AA-04	04	6,0	1/4"	11,40	0,45	12,0	1750	48,0	7000	30,0	1,18	0,150	0,11
1000960	8D8AA-05	05	8,0	5/16"	13,00	0,51	12,0	1750	48,0	7000	40,0	1,57	0,180	0,13
1002177	8D8AA-06	06	10,0	3/8"	14,70	0,58	12,0	1750	48,0	7000	60,0	2,36	0,220	0,15
1000962	8D8AA-08	08	13,0	1/2"	17,80	0,70	12,0	1750	48,0	7000	80,0	3,15	0,230	0,16

// 121T SLIMLINE PLUS - 1SC

ISO 11237 - EN 857 1SC

Tube: oil resistant synthetic rubber.
Reinforcement: one high tensile steel braid.
Cover: abrasion, ozone and hydrocarbon resistant synthetic rubber.
Application: high pressure hydraulic lines, fuel oil, antifreeze solutions, air and water.
HALOGEN-FREE COMPOUND
Constant operation: -40 °C +100 °C (-40 °F +212 °F)
air max T = +70 °C (+160 °F)
Length: random

Item Code	DHFI Item number													
		Dash	mm	in	mm	in	Mpa	psi	Mpa	psi	mm	in	kg/m	lb/ft
1000944	121T-04	04	6,0	1/4"	12,10	0,48	22,5	3250	90,0	13000	50,0	1,97	0,170	0,12
1000946	121T-05	05	8,0	5/16"	14,10	0,56	21,5	3120	86,0	12500	55,0	2,17	0,190	0,13
1000948	121T-06	06	10,0	3/8"	15,60	0,61	21,0	3000	84,0	12000	65,0	2,56	0,260	0,18
1000950	121T-08	08	13,0	1/2"	19,50	0,77	16,0	2320	64,0	9280	90,0	3,54	0,410	0,28
1000952	121T-10	10	16,0	5/8"	23,00	0,91	13,0	1900	52,0	7560	100,0	3,94	0,440	0,30
1000954	121T-12	12	19,0	3/4"	26,70	1,05	10,5	1530	42,0	6000	125,0	4,92	0,570	0,39
1000956	121T-16	16	25,0	1"	34,90	1,37	8,8	1280	35,2	5100	150,0	5,91	0,740	0,50

Dimensions shown may be changed without prior notice

// 141T SUPERSLIMLINE

Tube: oil resistant synthetic rubber.
Reinforcement: one high tensile steel braid.
Cover: abrasion, ozone and hydrocarbon resistant synthetic rubber.
MSHA APPROVED
Application: high pressure hydraulic lines, fuel oil, antifreeze solutions, air and water.
Constant operation: -40 °C +100 °C (-40 °F +212 °F)
air max T = +70 °C (+160 °F)
Length: random

Item Code	DHFI Item number													
		Dash	mm	in	mm	in	Mpa	psi	Mpa	psi	mm	in	kg/m	lb/ft
1001212	141T-04	04	6,0	1/4"	12,00	0,47	28,0	4000	112,0	16000	80,0	3,15	0,170	0,12
1001112	141T-06	06	10,0	3/8"	15,40	0,61	22,5	3250	90,0	13000	105,0	4,13	0,260	0,18
1001778	141T-08	08	13,0	1/2"	19,20	0,76	21,0	3000	84,0	12000	120,0	4,72	0,360	0,25

// 122HF PLUS - 1SN/R1AT

ISO 1436-1 - SAE 100 R1AT - EN 853 1SN

Tube: oil resistant synthetic rubber.
Reinforcement: one high tensile steel braid.
Cover: abrasion, ozone and hydrocarbon resistant synthetic rubber.
Application: high pressure hydraulic lines, fuel oil, antifreeze solutions, air and water.
HALOGEN-FREE COMPOUND
Constant operation: -40 °C +100 °C (-40 °F +212 °F)
air max T = +70 °C (+160 °F)
Length: random up to 1” - 61 m max over 1”1/4

Item Code	DHFI Item number													
		Dash	mm	in	mm	in	Mpa	psi	Mpa	psi	mm	in	kg/m	lb/ft
1002584	122HF-03	03	5,0	3/16"	11,10	0,44	25,0	3630	100,0	14500	90,0	3,54	0,160	0,11
1002755	122HF-04	04	6,0	1/4"	13,00	0,51	22,5	3250	90,0	13000	100,0	3,94	0,198	0,14
1003033	122HF-05	05	8,0	5/16"	14,50	0,57	21,5	3120	86,0	12500	115,0	4,53	0,236	0,16
1002756	122HF-06	06	10,0	3/8"	17,20	0,68	18,0	2610	72,0	10500	130,0	5,12	0,296	0,20
1002758	122HF-08	08	13,0	1/2"	20,10	0,79	16,0	2320	64,0	9280	180,0	7,09	0,367	0,25
1002760	122HF-10	10	16,0	5/8"	23,10	0,91	13,0	1900	52,0	7560	200,0	7,87	0,421	0,29
1002761	122HF-12	12	19,0	3/4"	27,30	1,07	10,5	1530	42,0	6000	240,0	9,45	0,555	0,38
1002763	122HF-16	16	25,0	1"	35,20	1,39	8,8	1280	35,2	5100	300,0	11,81	0,876	0,59
1002765	122HF-20	20	32,0	1 1/4"	42,50	1,67	6,3	920	25,2	3680	420,0	16,54	1,095	0,74
1001371	122HF-24	24	38,0	1 1/2"	49,70	1,96	5,0	730	20,0	2900	500,0	19,69	1,329	0,90
1001372	122HF-32	32	51,0	2"	62,90	2,48	4,0	600	16,0	2320	630,0	24,80	1,835	1,24

Dimensions shown may be changed without prior notice

// 221T SLIMLINE PLUS - 2SC

ISO 11237 - EN 857 2SC

Tube: oil resistant synthetic rubber.
Reinforcement: two high tensile steel braids.
Cover: abrasion, ozone and hydrocarbon resistant synthetic rubber.
Application: high pressure hydraulic lines, fuel oil, antifreeze solutions, air and water.
HALOGEN-FREE COMPOUND
Constant operation: -40 °C +100 °C (-40 °F +212 °F)
air max T = +70 °C (+160 °F)
Length: random

Item Code	DHFI Item number													
		Dash	mm	in	mm	in	Mpa	psi	Mpa	psi	mm	in	kg/m	lb/ft
1001801	221T-04	04	6,0	1/4"	13,20	0,52	40,0	5850	160,0	23200	50,0	1,97	0,255	0,18
1001802	221T-05	05	8,0	5/16"	14,50	0,57	35,0	5000	140,0	20000	55,0	2,17	0,300	0,21
1001803	221T-06	06	10,0	3/8"	17,00	0,67	33,0	4800	132,0	19200	65,0	2,56	0,370	0,25
1001804	221T-08	08	13,0	1/2"	20,30	0,80	27,5	4000	110,0	16000	90,0	3,54	0,470	0,32
1001017	221T-10	10	16,0	5/8"	23,90	0,94	25,0	3630	100,0	14500	100,0	3,94	0,591	0,40
1001020	221T-12	12	19,0	3/4"	27,70	1,09	21,5	3120	86,0	12500	120,0	4,72	0,760	0,52
1001022	221T-16	16	25,0	1"	34,60	1,36	16,5	2400	66,0	9600	150,0	5,91	1,130	0,76

// 241T - SUPERSLIMLINE - HI-TUFF

ISO 11237 - SAE 100 R16 - EN 857 2SC (up to 1”)

Tube: oil resistant synthetic rubber.
Reinforcement: two high tensile steel braids.
Cover: abrasion, ozone and hydrocarbon resistant synthetic rubber.
MSHA APPROVED
Application: high pressure hydraulic lines, fuel oil, antifreeze solutions, air and water.
Constant operation: -40 °C +100 °C (-40 °F +212 °F)
air max T = +70 °C (+160 °F)
Length: random up to 1” - 61 m max over 1”1/4

Item Code	DHFI Item number													
		Dash	mm	in	mm	in	Mpa	psi	Mpa	psi	mm	in	kg/m	lb/ft
1001049	241T-04	04	6,0	1/4"	13,20	0,52	42,0	6000	168,0	24000	51,0	2,01	0,259	0,18
1001053	241T-05	05	8,0	5/16"	14,80	0,58	37,5	5500	150,0	22000	57,0	2,24	0,313	0,22
1001056	241T-06	06	10,0	3/8"	17,40	0,69	35,0	5000	140,0	20000	64,0	2,52	0,382	0,26
1001060	241T-08	08	13,0	1/2"	20,70	0,81	31,0	4500	124,0	18000	90,0	3,54	0,502	0,34
1001065	241T-10	10	16,0	5/8"	23,70	0,93	28,0	4000	112,0	16000	101,0	3,98	0,598	0,41
1001068	241T-12	12	19,0	3/4"	27,60	1,09	24,0	3500	96,0	14000	121,0	4,76	0,781	0,53
1001073	241T-16	16	25,0	1"	35,60	1,40	21,0	3000	84,0	12000	152,0	5,98	1,266	0,86
1001791	241T-20	20	32,0	1 1/4"	43,60	1,72	14,0	2000	58,0	8400	360,0	14,17	1,500	1,01
1002289	241T-24	24	38,0	1 1/2"	49,90	1,96	12,5	1820	50,0	7280	430,0	16,93	1,970	1,33
1002290	241T-32	32	51,0	2"	63,50	2,50	10,0	1500	40,0	5850	550,0	21,65	2,550	1,72
1002291	241T-40	40	63,0	2 1/2"	76,40	3,01	7,5	1100	30,0	4300	720,0	28,35	3,300	2,22
1002292	241T-48	48	76,0	3"	90,00	3,54	7,0	1000	28,0	4000	880,0	34,65	3,850	2,59

Dimensions shown may be changed without prior notice

// 222HF PLUS - 2SN/R2AT

ISO 1436-1 - SAE 100 R2AT - EN 853 2SN

Tube: oil resistant synthetic rubber.
Reinforcement: two high tensile steel braids.
Cover: abrasion, ozone and hydrocarbon resistant synthetic rubber.
Application: high pressure hydraulic lines, fuel oil, antifreeze solutions, air and water.
HALOGEN-FREE COMPOUND
Constant operation: -40 °C +100 °C (-40 °F +212 °F)
air max T = +70 °C (+160 °F)
Length: random up to 1” - 61 m max over 1”1/4

Item Code	DHFI Item number													
		Dash	mm	in	mm	in	Mpa	psi	Mpa	psi	mm	in	kg/m	lb/ft
1002769	222HF-04	04	6,0	1/4"	14,50	0,57	40,0	5850	160,0	23200	100,0	3,94	0,330	0,23
1002770	222HF-05	05	8,0	5/16"	16,10	0,63	35,0	5000	140,0	20000	115,0	4,53	0,357	0,24
1002773	222HF-06	06	10,0	3/8"	18,50	0,73	33,0	4800	132,0	19200	125,0	4,92	0,463	0,32
1002776	222HF-08	08	13,0	1/2"	21,40	0,84	27,5	4000	110,0	16000	175,0	6,89	0,534	0,36
1002778	222HF-10	10	16,0	5/8"	24,60	0,97	25,0	3630	100,0	14500	200,0	7,87	0,665	0,45
1002780	222HF-12	12	19,0	3/4"	29,00	1,14	21,5	3120	86,0	12500	240,0	9,45	0,845	0,57
1002782	222HF-16	16	25,0	1"	36,80	1,45	16,5	2400	66,0	9600	300,0	11,81	1,253	0,85
1002783	222HF-20	20	32,0	1 1/4"	46,40	1,83	12,5	1820	50,0	7280	420,0	16,54	1,840	1,24
1001382	222HF-24	24	38,0	1 1/2"	53,70	2,11	9,0	1310	36,0	5240	500,0	19,69	2,026	1,37
1001383	222HF-32	32	51,0	2"	65,90	2,59	8,0	1200	32,0	4640	630,0	24,80	2,756	1,86

// 3SPT - SUPERFOREST

Tube: oil resistant synthetic rubber.
Reinforcement: three high tensile steel braids.
Cover: abrasion, ozone and hydrocarbon resistant synthetic rubber.
Application: high pressure hydraulic lines, fuel oil, antifreeze solutions, air and water.
Constant operation: -40 °C +100 °C (-40 °F +212 °F)
air max T = +70 °C (+160 °F)
Length: random

Item Code	DHFI Item number													
		Dash	mm	in	mm	in	Mpa	psi	Mpa	psi	mm	in	kg/m	lb/ft
1001037	3SPG-06	06	10,0	3/8"	21,70	0,85	50,0	7280	196,0	28000	120,0	4,72	0,760	0,52
1001038	3SPG-08	08	13,0	1/2"	24,80	0,98	46,9	6800	188,0	27200	160,0	6,30	0,880	0,60
1001039	3SPG-10	10	16,0	5/8"	28,30	1,11	41,0	6000	164,0	23500	210,0	8,27	1,110	0,75
1001040	3SPG-12	12	19,0	3/4"	32,20	1,27	37,5	5500	150,0	22000	260,0	10,24	1,380	0,93
1001041	3SPG-16	16	25,0	1"	40,40	1,59	32,7	4750	130,8	19000	310,0	12,20	1,938	1,31
1001042	3SPG-20	20	32,0	1 1/4"	45,90	1,81	24,0	3500	96,0	14000	410,0	16,14	2,310	1,56

Dimensions shown may be changed without prior notice

// 2SC RAILWAY

ISO 11237 - EN 857 2SC - EN 45545-2

Tube: oil resistant synthetic rubber.
Reinforcement: two high tensile steel braids.
Cover: abrasion, ozone and hydrocarbon resistant synthetic rubber.
MSHA APPROVED
Application: high pressure hydraulic lines, fuel oil, antifreeze solutions, air and water. Specially designed for railway applications.
Constant operation: -40 °C +100 °C (-40 °F +212 °F)
air max T = +70 °C (+160 °F)
Length: random

Item Code	DHFI Item number													
		Dash	mm	in	mm	in	Mpa	psi	Mpa	psi	mm	in	kg/m	lb/ft
1002687	8X3AA-04	04	6,0	1/4"	13,20	0,52	40,0	5850	160,0	23200	50,0	1,97	0,270	0,19
1002689	8X3AA-05	05	8,0	5/16"	14,50	0,57	35,0	5000	140,0	20000	55,0	2,17	0,310	0,21
1002690	8X3AA-06	06	10,0	3/8"	17,00	0,67	33,0	4800	132,0	19200	65,0	2,56	0,360	0,25
1002691	8X3AA-08	08	13,0	1/2"	20,30	0,80	27,5	4000	110,0	16000	90,0	3,54	0,470	0,32
1002692	8X3AA-10	10	16,0	5/8"	23,90	0,94	25,0	3630	100,0	14500	100,0	3,94	0,570	0,39
1002693	8X3AA-12	12	19,0	3/4"	27,70	1,09	21,5	3120	86,0	12500	120,0	4,72	0,760	0,52
1002694	8X3AA-16	16	25,0	1"	34,60	1,36	16,5	2400	66,0	9600	150,0	5,91	1,130	0,76

HI-TUFF
HIGH ABRASION RESISTANCE

HI-TUFF

- EXCELLENT ABRASION RESISTANCE (10 TIMES HIGHER THAN EN-ISO 6945 REQUIREMENT)
- HIGH OZONE RESISTANCE (10 TIMES MORE THAN THE STANDARD)
- MSHA APPROVED COVER
- ALTERNATIVE TO PROTECTIVE SLEEVE IN APPLICATIONS REQUIRING ABRASION RESISTANCE

Abrasion resistance

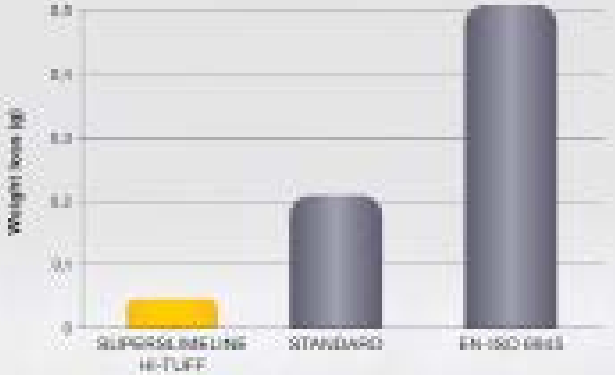

DUNLOP HIFLEX

Dimensions shown may be changed without prior notice

// WIRE SPIRAL

// 490 - POWERTRAK - AT7K - HI-TUFF

Tube: oil resistant synthetic rubber.
Reinforcement: four high tensile steel spirals.
Cover: abrasion, ozone and hydrocarbon resistant synthetic rubber.
MSHA APPROVED
Application: very high pressure hydraulic lines, fuel oil, antifreeze solutions, air and water.
Constant operation: -40 °C +121 °C (-40 °F +250 °F)
Length: random up to 5/8" - 61 m max over 1"1/4

Item Code	Constr.													
		Dash	mm	in	mm	in	Mpa	psi	Mpa	psi	mm	in	kg/m	lb/ft
1000275	4WS	10	16,0	5/8"	29,40	1,16	49,0	7000	196,0	28000	250,0	9,84	1,320	0,89

// 560 - POWERTRAK - AT8K - HI-TUFF

Tube: oil resistant synthetic rubber.
Reinforcement: four high tensile steel spirals.
Cover: abrasion, ozone and hydrocarbon resistant synthetic rubber.
MSHA APPROVED
Application: very high pressure hydraulic lines, fuel oil, antifreeze solutions, air and water.
Constant operation: -40 °C +121 °C (-40 °F +250 °F)
Length: random

Item Code												
	Dash	mm	in	mm	in	Mpa	psi	Mpa	psi	mm	in	kg/m	lb/ft
1003064	12	19,0	3/4"	31,80	1,25	56,0	8000	224,0	32000	270,0	10,63	1,710	1,15
1003066	16	25,0	1"	39,60	1,56	56,0	8000	224,0	32000	300,0	11,81	2,471	1,67

Dimensions shown may be changed without prior notice

// BOP - FIRESAFE 5000

API 16-D FLAME RESISTANCE

Tube: oil resistant synthetic rubber.
Reinforcement: four/six high tensile steel spirals.
Cover: oil and fire resistant red synthetic rubber.
MSHA APPROVED
LLOYD'S type approval on hose assemblies
Application: high pressure hydraulic lines in blow out preventer system, where continuous operation in case of fire is required.
Constant operation: -40 °C +121 °C (-40 °F +250 °F)
Length: random up to 1" - 61 m max over 1"1/4

Item Code	DHFI Item number	Constr.													
			Dash	mm	in	mm	in	Mpa	psi	Mpa	psi	mm	in	kg/m	lb/ft
1001250	550R-06	4WS	06	10,0	3/8"	28,10	1,11	35,0	5000	140,0	20000	180,0	7,09	1,134	0,77
1001244	550R-08	4WS	08	13,0	1/2"	31,00	1,22	35,0	5000	140,0	20000	230,0	9,06	1,220	0,82
1001249	550R-12	4WS	12	19,0	3/4"	38,80	1,53	35,0	5000	140,0	20000	300,0	11,81	1,860	1,26
1001243	550R-16	4WS	16	25,0	1"	46,00	1,81	35,0	5000	140,0	20000	340,0	13,39	2,690	1,81
1001247	550R-20	4WS	20	32,0	1 1/4"	53,10	2,09	35,0	5000	140,0	20000	460,0	18,11	3,340	2,25
1001246	550R-24	6WS	24	38,0	1 1/2"	64,90	2,56	35,0	5000	140,0	20000	560,0	22,05	5,870	3,95
1001248	550R-32	6WS	32	51,0	2"	78,70	3,10	35,0	5000	140,0	20000	700,0	27,56	7,780	5,23

POWERFLEX Bio

NEW EXTRA FLEXIBLE BIO OIL RESISTANT HOSE RANGE

POWERFLEX Bio

- SPECIALLY DESIGNED FOR BIO OIL FULL COMPABILITY
- EXTREME FLEXIBILITY. UP TO 50% BETTER BAND RADIUS COMPARED TO SAE 100R
- MINETUFF COVER FOR TOP ABRASION & OZONE RESISTANCE
- MSHA-APPROVED FIRE RESISTANT COVER

BEND RADIUS reduced up to 50%

Dimensions shown may be changed without prior notice

// POWERFLEXBIO

// POWERFLEXBIO 3000 - HI-TUFF

ISO 18752 - EXCEEDS SAE 100 R12

Tube: oil resistant synthetic rubber and biodegradable hydraulic fluids.
Reinforcement: four/six high tensile steel spirals.
Cover: abrasion, ozone and hydrocarbon resistant synthetic rubber.
MSHA APPROVED
Application: developed to withstand very demanding conditions, very high performance in pressure, pulsing and flexing.
Constant operation: -40 °C +121 °C (-40 °F +250 °F)
Length: 61 m from 1 1/4” to 3”

Item Code													
	Dash	mm	in	mm	in	Mpa	psi	Mpa	psi	mm	in	kg/m	lb/ft
1001742	20	32,0	1 1/4"	45,70	1,80	21,0	3000	84,0	12000	230,0	9,06	2,232	1,51

Notes: also available with TUFLEX cover

// POWERFLEXBIO 4000 - HI-TUFF

ISO 18752

Tube: oil resistant synthetic rubber and biodegradable hydraulic fluids.
Reinforcement: four high tensile steel spirals.
Cover: abrasion, ozone and hydrocarbon resistant synthetic rubber.
MSHA APPROVED
Application: developed to withstand very demanding conditions, very high performance in pressure, pulsing and flexing.
Constant operation: -40 °C +121 °C (-40 °F +250 °F)
Length: random up to 1” - 61 m max over 1"1/4

Item Code	Constr.													
		Dash	mm	in	mm	in	Mpa	psi	Mpa	psi	mm	in	kg/m	lb/ft
1001743	4WS	12	19,0	3/4"	29,50	1,16	28,0	4000	112,0	16000	120,0	4,72	1,019	0,69
1001744	4WS	16	25,0	1"	37,50	1,48	28,0	4000	112,0	16000	150,0	5,91	1,464	0,99
1002490	4WS	20	32,0	1 1/4"	46,40	1,83	28,0	4000	112,0	16000	260,0	10,24	2,231	1,50
1002799	4WS	24	38,0	1 1/2"	51,80	2,04	29,0	4200	116,0	16800	420,0	16,54	2,944	1,98
1002491	4WS	32	51,0	2"	67,60	2,66	28,0	4000	112,0	16000	630,0	24,80	4,454	3,00

Notes: also available with TUFLEX cover

Dimensions shown may be changed without prior notice

// POWERFLEXBIO 5000 - HI-TUFF

ISO 18752

Tube: oil resistant synthetic rubber and biodegradable hydraulic fluids.
Reinforcement: four/six high tensile steel spirals.
Cover: abrasion, ozone and hydrocarbon resistant synthetic rubber.
MSHA APPROVED
Application: developed to withstand very demanding conditions, very high performance in pressure, pulsing and flexing.
Constant operation: -40 °C +121 °C (-40 °F +250 °F)
Length: random up to 1" - 61 m max over 1"1/4

Item Code	DHFI Item number	Constr.													
			Dash	mm	in	mm	in	Mpa	psi	Mpa	psi	mm	in	kg/m	lb/ft
1001745	8V2AA-10	4WS	10	16,0	5/8"	25,90	1,02	35,0	5000	140,0	20000	140,0	5,51	0,873	0,59
1001746	8V2AA-12	4WS	12	19,0	3/4"	31,00	1,22	35,0	5000	140,0	20000	150,0	5,91	1,228	0,83
1001747	8V2AA-16	4WS	16	25,0	1"	37,80	1,49	35,0	5000	140,0	20000	180,0	7,09	1,678	1,13
1001748	8V2AA-20	4WS	20	32,0	1 1/4"	45,80	1,80	35,0	5000	140,0	20000	280,0	11,02	2,448	1,65
1001946	8V2AA-24	6WS	24	38,0	1 1/2"	56,50	2,22	35,0	5000	140,0	20000	500,0	19,69	4,521	3,04
1001947	8V2AA-32	6WS	32	51,0	2"	70,20	2,76	35,0	5000	140,0	20000	550,0	21,65	6,212	4,18

Notes: also available with TUFLEX cover

// POWERFLEXBIO 5000 PLUS - HI-TUFF

ISO 18752

Tube: oil resistant synthetic rubber and biodegradable hydraulic fluids.
Reinforcement: four high tensile steel spirals.
Cover: abrasion, ozone and hydrocarbon resistant synthetic rubber.
MSHA APPROVED
Application: developed to withstand very demanding conditions, very high performance in pressure, pulsing and flexing.
Constant operation: -40 °C +121 °C (-40 °F +250 °F)
Length: random

Item Code	DHFI Item number													
		Dash	mm	in	mm	in	Mpa	psi	Mpa	psi	mm	in	kg/m	lb/ft
1001749	8V9AA-12	12	19,0	3/4"	31,40	1,24	38,0	5500	152,0	22040	180,0	7,09	1,338	0,90
1001734	8V9AA-16	16	25,0	1"	38,00	1,50	38,0	5500	152,0	22040	210,0	8,27	1,918	1,29

Notes: also available with TUFLEX cover

Dimensions shown may be changed without prior notice

// POWERFLEXBIO 6000 - HI-TUFF

ISO 18752 - EXCEEDS SAE 100 R15

Tube: oil resistant synthetic rubber and biodegradable hydraulic fluids.
Reinforcement: four/six high tensile steel spirals.
Cover: abrasion, ozone and hydrocarbon resistant synthetic rubber.
MSHA APPROVED
Application: developed to withstand very demanding conditions, very high performance in pressure, pulsing and flexing.
Constant operation: -40 °C +121 °C (-40 °F +250 °F)
Length: random up to 1” - 61 m max over 1"1/4

Item Code	DHFI Item number	Constr.													
			Dash	mm	in	mm	in	Mpa	psi	Mpa	psi	mm	in	kg/m	lb/ft
1001751	8V3AA-04	4WS	04	6,0	1/4"	16,90	0,67	45,0	6550	180,0	26200	60,0	2,36	0,518	0,35
1001752	8V3AA-06	4WS	06	10,0	3/8"	19,90	0,78	44,5	6450	178,0	25800	75,0	2,95	0,615	0,42
1001735	8V3AA-08	4WS	08	13,0	1/2"	23,00	0,91	42,0	6000	168,0	24000	90,0	3,54	0,745	0,51
1001736	8V3AA-10	4WS	10	16,0	5/8"	28,00	1,10	42,0	6000	168,0	24000	180,0	7,09	1,190	0,80
1001737	8V3AA-12	4WS	12	19,0	3/4"	31,20	1,23	42,0	6000	168,0	24000	210,0	8,27	1,429	0,97
1001738	8V3AA-16	4WS	16	25,0	1"	37,80	1,49	42,0	6000	168,0	24000	250,0	9,84	1,991	1,34
1002492	8V3AA-20	4WS	20	32,0	1 1/4"	46,10	1,81	42,0	6000	168,0	24000	445,0	17,52	2,883	1,94
1002493	8V3AA-	6WS	20	32,0	1 1/4"	49,40	1,94	42,0	6000	168,0	24000	445,0	17,52	3,435	2,31
1002494	8V3AA-24	6WS	24	38,0	1 1/2"	56,50	2,22	42,0	6000	168,0	24000	530,0	20,87	4,521	3,04

Notes: also available with TUFLEX cover

Dimensions shown may be changed without prior notice

// TUFLEX

// 241X - SUPERSLIMLINE - TUFLEX

ISO 11237 - SAE 100 R16 - EN 857 2SC

Tube: oil resistant synthetic rubber.
Reinforcement: two high tensile steel braids.
Cover: abrasion, ozone and hydrocarbon resistant synthetic rubber. Special “supertuff” cover for excellent abrasion resistance and long service life in heavy duty applications.
MSHA APPROVED
Application: high pressure hydraulic lines, fuel oil, antifreeze solutions, air and water.
Constant operation: -40 °C +100 °C (-40 °F +212 °F)
air max T = +70 °C (+160 °F)
Length: random

Item Code	DHFI Item number													
		Dash	mm	in	mm	in	Mpa	psi	Mpa	psi	mm	in	kg/m	lb/ft
1001077	241X-04	04	6,0	1/4"	13,20	0,52	45,0	6550	180,0	26200	51,0	2,01	0,275	0,19
1001078	241X-05	05	8,0	5/16"	15,00	0,59	40,0	5850	160,0	23200	57,0	2,24	0,328	0,23
1001079	241X-06	06	10,0	3/8"	17,40	0,69	35,0	5000	140,0	20000	64,0	2,52	0,393	0,27
1001081	241X-08	08	13,0	1/2"	20,60	0,81	31,0	4500	124,0	18000	90,0	3,54	0,528	0,36
1001082	241X-10	10	16,0	5/8"	23,70	0,93	28,0	4000	112,0	16000	101,0	3,98	0,622	0,42
1001083	241X-12	12	19,0	3/4"	27,70	1,09	28,0	4000	112,0	16000	121,0	4,76	0,826	0,56
1001084	241X-16	16	25,0	1"	35,60	1,40	21,0	3000	84,0	12000	150,0	5,91	1,300	0,88

Dimensions shown may be changed without prior notice

// HIGH TEMPERATURE

// 241T - SUPERSLIMLINE HIGH TEMP

ISO 11237 - SAE 100 R16 - EN 857 2SC (up to 1”)

Tube: oil resistant synthetic rubber.
Reinforcement: two high tensile steel braids.
Cover: abrasion, ozone and hydrocarbon resistant blue synthetic rubber.
MSHA APPROVED
Application: high pressure hydraulic lines, fuel oil, antifreeze solutions, air and water. Specially designed for high temperature applications.
Constant operation: -40 °C +135 °C (-40 °F +275 °F)
air max T = +70 °C (+160 °F)
Length: random

Item Code	DHFI Item number													
		Dash	mm	in	mm	in	Mpa	psi	Mpa	psi	mm	in	kg/m	lb/ft
1002803	241H-04	04	6,0	1/4"	13,40	0,53	42,0	6000	160,0	23200	51,0	2,01	0,260	0,18
1002804	241H-05	05	8,0	5/16"	15,00	0,59	37,5	5500	150,0	22000	57,0	2,24	0,310	0,21
1002805	241H-06	06	10,0	3/8"	17,40	0,69	35,0	5000	140,0	20000	64,0	2,52	0,390	0,27
1002806	241H-08	08	13,0	1/2"	20,60	0,81	31,0	4500	124,0	18000	90,0	3,54	0,520	0,35
1002807	241H-10	10	16,0	5/8"	23,70	0,93	28,0	4000	112,0	16000	101,0	3,98	0,600	0,41
1002808	241H-12	12	19,0	3/4"	27,70	1,09	24,0	3500	96,0	14000	121,0	4,76	0,825	0,56
1002809	241H-16	16	25,0	1"	35,60	1,40	21,0	3000	84,0	12000	152,0	5,98	1,230	0,83
1002810	241H-20	20	32,0	1 1/4"	43,30	1,70	14,5	2100	58,0	8400	360,0	14,17	1,339	0,90
1002811	241H-24	24	38,0	1 1/2"	49,90	1,96	12,5	1820	50,0	7280	430,0	16,93	1,857	1,25
1002812	241H-32	32	51,0	2"	63,50	2,50	10,0	1500	40,0	5850	550,0	21,65	2,550	1,72
1002813	241H-40	40	63,0	2 1/2"	76,40	3,01	7,5	1100	30,0	4300	720,0	28,35	3,300	2,22
1002814	241H-48	48	76,0	3"	90,00	3,54	7,0	1000	28,0	4000	880,0	34,65	3,850	2,59

Dimensions shown may be changed without prior notice

// COMMANDER 1SN

ISO 1436-1 - SAE 100 R1AT - EN 853 1SN

Tube: oil resistant synthetic rubber.
Reinforcement: one high tensile steel braid.
Cover: abrasion, ozone and hydrocarbon resistant blue synthetic rubber.
MSHA APPROVED
Application: high pressure hydraulic lines, fuel oil, antifreeze solutions, air and water. Specially designed for high temperature applications. Not recommended for steam service.
Constant operation: -40 °C +150 °C (-40 °F +300 °F)
air max T = +110 °C (+230 °F)
Length: random up to 1" - 61 m max over 1"1/4

Item Code	DHFI Item number													
		Dash	mm	in	mm	in	Mpa	psi	Mpa	psi	mm	in	kg/m	lb/ft
1000557	814AE-04	04	6,0	1/4"	13,40	0,53	22,5	3250	90,0	13000	100,0	3,94	0,213	0,15
1000558	814AE-06	06	10,0	3/8"	17,40	0,69	18,0	2610	72,0	10500	130,0	5,12	0,330	0,23
1000559	814AE-08	08	13,0	1/2"	20,60	0,81	16,0	2320	64,0	9280	180,0	7,09	0,420	0,29
1000560	814AE-10	10	16,0	5/8"	23,70	0,93	13,0	1900	52,0	7560	200,0	7,87	0,515	0,35
1000561	814AE-12	12	19,0	3/4"	27,70	1,09	10,5	1530	42,0	6000	240,0	9,45	0,651	0,44
1000562	814AE-16	16	25,0	1"	35,60	1,40	8,8	1280	35,2	5100	300,0	11,81	0,997	0,68
1000564	814AE-20	20	32,0	1 1/4"	43,50	1,71	6,3	920	25,2	3680	420,0	16,54	1,300	0,88
1000566	814AE-24	24	38,0	1 1/2"	50,60	1,99	5,0	730	20,0	2900	500,0	19,69	1,480	1,00
1000567	814AE-32	32	51,0	2"	64,00	2,52	4,0	600	16,0	2320	630,0	24,80	2,000	1,35

// COMMANDER 2SN

ISO 1436-1 - SAE 100 R2AT - EN 853 2SN

Tube: oil resistant synthetic rubber.
Reinforcement: two high tensile steel braids.
Cover: abrasion, ozone and hydrocarbon resistant blue synthetic rubber.
MSHA APPROVED
Application: high pressure hydraulic lines, fuel oil, antifreeze solutions, air and water. Specially designed for high temperature applications. Not recommended for steam service.
Constant operation: -40 °C +150 °C (-40 °F +300 °F)
air max T = +110 °C (+230 °F)
Length: random up to 1" - 61 m max over 1"1/4

Item Code	DHFI Item number													
		Dash	mm	in	mm	in	Mpa	psi	Mpa	psi	mm	in	kg/m	lb/ft
1000447	828AE-04	04	6,0	1/4"	15,00	0,59	40,0	5850	160,0	23200	100,0	3,94	0,360	0,25
1000334	828AE-06	06	10,0	3/8"	19,10	0,75	33,0	4800	132,0	19200	125,0	4,92	0,512	0,35
1000335	828AE-08	08	13,0	1/2"	22,20	0,87	28,0	4000	112,0	16000	175,0	6,89	0,640	0,44
1000349	828AE-10	10	16,0	5/8"	25,40	1,00	25,0	3630	100,0	14500	200,0	7,87	0,794	0,54
1000350	828AE-12	12	19,0	3/4"	29,30	1,15	21,5	3120	86,0	12500	240,0	9,45	0,932	0,63
1000351	828AE-16	16	25,0	1"	38,10	1,50	16,5	2400	66,0	9600	300,0	11,81	1,320	0,89
1000362	828AE-20	20	32,0	1 1/4"	48,30	1,90	12,5	1820	50,0	7280	420,0	16,54	1,930	1,30
1000352	828AE-24	24	38,0	1 1/2"	54,60	2,15	9,0	1310	36,0	5240	500,0	19,69	2,410	1,62
1000448	828AE-32	32	51,0	2"	67,40	2,65	8,0	1200	32,0	4640	630,0	24,80	2,960	1,99

Dimensions shown may be changed without prior notice

// LOW TEMPERATURE

// 261E - HYPERCOLD SUPERSLIMLINE

Tube: oil resistant ultra low temperature synthetic rubber.
Reinforcement: two high tensile steel braids.
Cover: oil, water, ozone and ultra low temperature resistant synthetic rubber.
Application: hydraulic system with petroleum or water/glycol based fluids, fuel, lubricating oils. Specially designed for ultra low temperature applications.
Constant operation: -55 °C +100 °C (-67 °F +212 °F)
air max T = +70 °C (+160 °F)
Length: random

Item Code	DHFI Item number													
		Dash	mm	in	mm	in	Mpa	psi	Mpa	psi	mm	in	kg/m	lb/ft
1001556	261E-04	04	6,0	1/4"	13,20	0,52	42,0	6000	168,0	24000	51,0	2,01	0,280	0,19
1002432	261E-05	05	8,0	5/16"	14,80	0,58	37,5	5500	150,0	22000	57,0	2,24	0,310	0,21
1001557	261E-06	06	10,0	3/8"	17,40	0,69	35,0	5000	140,0	20000	64,0	2,52	0,390	0,27
1001491	261E-08	08	13,0	1/2"	20,70	0,81	31,0	4500	124,0	18000	90,0	3,54	0,520	0,35
1001941	261E-10	10	16,0	5/8"	23,70	0,93	28,0	4000	112,0	16000	101,0	3,98	0,600	0,41
1001559	261E-12	12	19,0	3/4"	27,60	1,09	24,0	3500	96,0	14000	121,0	4,76	0,810	0,55
1001560	261E-16	16	25,0	1"	35,60	1,40	21,0	3000	84,0	12000	152,0	5,98	1,220	0,82
1003108	261E-20	20	32,0	1 1/4"	43,30	1,70	14,0	2000	58,0	8400	360,0	14,17	1,390	0,94
1002790	261E-24	24	38,0	1 1/2"	49,90	1,96	12,5	1820	50,0	7280	430,0	16,93	1,863	1,26

// 3SPE - HYPERCOLD SUPERFOREST

Tube: oil resistant ultra low temperature synthetic rubber.
Reinforcement: three high tensile steel braids.
Cover: oil, water, ozone and ultra low temperature resistant synthetic rubber.
Application: hydraulic system with petroleum or water/glycol based fluids, fuel, lubricating oils. Specially designed for ultra low temperature applications.
Constant operation: -55 °C +100 °C (-67 °F +212 °F)
air max T = +70 °C (+160 °F)
Length: random

Item Code	DHFI Item number													
		Dash	mm	in	mm	in	Mpa	psi	Mpa	psi	mm	in	kg/m	lb/ft
1001093	3SPE-08	08	13,0	1/2"	24,80	0,98	46,9	6800	188,0	27200	160,0	6,30	0,909	0,62
1002293	3SPE-10	10	16,0	5/8"	28,30	1,11	41,4	6000	164,0	23500	210,0	8,27	1,146	0,78
1001094	3SPE-12	12	19,0	3/4"	32,20	1,27	37,5	5500	150,0	22000	260,0	10,24	1,430	0,97
1001095	3SPE-16	16	25,0	1"	40,40	1,59	33,0	4800	130,8	19000	310,0	12,20	2,100	1,42

Dimensions shown may be changed without prior notice

// 735E - HYPERCOLD 4SP

EN 856 4SP

Tube: oil resistant ultra low temperature synthetic rubber.
Reinforcement: four high tensile steel spirals.
Cover: oil, water, ozone and ultra low temperature resistant synthetic rubber.
Application: very high pressure hydraulic lines, fuel oil, antifreeze solutions, air and water. Specially designed for ultra low temperature applications.
Constant operation: -55 °C +100 °C (-67 °F +212 °F)
air max T = +70 °C (+160 °F)
Length: random
Notes: specification reference: SAE 100 R15 (1/1, 3/8, 1/2)

Item Code	DHFI Item number													
		Dash	mm	in	mm	in	Mpa	psi	Mpa	psi	mm	in	kg/m	lb/ft
1002955	735E-04	04	6,0	1/4"	17,90	0,70	45,0	6550	180,0	26200	150,0	5,91	0,580	0,39
1002957	735E-06	06	10,0	3/8"	21,40	0,84	44,5	6450	178,0	25800	180,0	7,09	0,749	0,51
1002958	735E-08	08	13,0	1/2"	24,60	0,97	42,0	6000	168,0	24000	230,0	9,06	0,880	0,60
1002959	735E-10	10	16,0	5/8"	28,20	1,11	35,0	5000	140,0	20000	250,0	9,84	1,060	0,72
1002960	735E-12	12	19,0	3/4"	32,20	1,27	38,0	5500	152,0	22040	300,0	11,81	1,440	0,97
1002961	735E-16	16	25,0	1"	39,70	1,56	32,0	4640	128,0	18560	340,0	13,39	1,960	1,32

// 795E - HYPERCOLD 4SH

EN 856 4SH

Tube: oil resistant ultra low temperature synthetic rubber.
Reinforcement: four high tensile steel spirals.
Cover: oil, water, ozone and ultra low temperature resistant synthetic rubber.
Application: very high pressure hydraulic lines, fuel oil, antifreeze solutions, air and water. Specially designed for ultra low temperature applications.
Constant operation: -55 °C +100 °C (-67 °F +212 °F)
air max T = +70 °C (+160 °F)
Length: random up to 1" - 61 m max over 1"1/4

Item Code	DHFI Item number													
		Dash	mm	in	mm	in	Mpa	psi	Mpa	psi	mm	in	kg/m	lb/ft
1003507	795E-12	12	19,0	3/4"	32,20	1,27	42,0	6000	168,0	24000	280,0	11,02	1,585	1,07
1003212	795E-16	16	25,0	1"	38,70	1,52	38,0	5500	152,0	22040	340,0	13,39	1,957	1,32
1003021	795E-20	20	32,0	1 1/4"	45,50	1,79	35,0	5000	140,0	20000	460,0	18,11	2,470	1,66
1003022	795E-24	24	38,0	1 1/2"	53,50	2,11	29,0	4200	116,0	16800	560,0	22,05	3,270	2,20
1003023	795E-32	32	51,0	2"	68,10	2,68	25,0	3630	100,0	14500	700,0	27,56	4,670	3,14

Dimensions shown may be changed without prior notice

// OIL RETURN LINES

// FLEXOR R4 604

SAE 100 R4

Tube: oil resistant synthetic rubber.
Reinforcement: high tensile textile cords with embedded steel helix wire.
Cover: abrasion, ozone and hydrocarbon resistant synthetic rubber.
Application: fuel, oil and hydraulic fluids with 50% max aromatic content suction and delivery. Specially designed for hydraulic oil return lines.
Constant operation: -40 °C +100 °C (-40 °F +212 °F)
Length: 61 m max

Item Code	DHFI Item number													
		Dash	mm	in	mm	in	Mpa	psi	Mpa	psi	mm	in	kg/m	lb/ft
1001123	18-604AA-019	12	19,0	3/4"	30,00	1,18	2,1	300	8,4	1200	57,0	2,24	0,600	0,41
1001124	18-604AA-025	16	25,0	1"	36,00	1,42	1,7	250	6,8	986	75,0	2,95	0,740	0,50
1001126	18-604AA-032	20	32,0	1 1/4"	43,00	1,69	1,4	200	5,6	800	96,0	3,78	0,940	0,64
1001127	18-604AA-038	24	38,0	1 1/2"	49,00	1,93	1,0	150	4,0	600	114,0	4,49	1,080	0,73
1001128	18-604AA-051	32	51,0	2"	62,00	2,44	0,7	100	2,8	400	152,0	5,98	1,410	0,95
1001129	18-604AA-063	40	63,0	2 1/2"	76,00	2,99	0,4	60	1,6	240	189,0	7,44	2,040	1,38
1001130	18-604AA-076	48	76,0	3"	89,00	3,50	0,4	60	1,6	240	228,0	8,98	2,430	1,64
1001131	18-604AA-090	56	90,0	3 1/2"	104,00	4,09	0,3	45	1,2	180	270,0	10,63	3,000	2,02
1001132	18-604AA-102	64	102,0	4"	116,00	4,57	0,2	30	0,8	120	306,0	12,05	3,350	2,26

// FLEXOR R4 634

EXTRA FLEXIBLE SAE 100 R4

Tube: oil resistant synthetic rubber.
Reinforcement: high tensile textile cords with embedded steel helix wire.
Cover: abrasion, ozone and hydrocarbon resistant synthetic rubber.
Application: fuel, oil and hydraulic fluids with 50% max aromatic content suction and delivery. Specially designed for hydraulic oil return lines requiring tight bend radius.
Constant operation: -40 °C +100 °C (-40 °F +212 °F)
Length: 61 m max

Item Code	DHFI Item number													
		Dash	mm	in	mm	in	Mpa	psi	Mpa	psi	mm	in	kg/m	lb/ft
1001272	18-634AA-019	12	19,0	3/4"	30,00	1,18	2,1	300	8,4	1200	38,0	1,50	0,600	0,41
1001273	18-634AA-025	16	25,0	1"	36,00	1,42	1,7	250	6,8	986	50,0	1,97	0,750	0,51
1001275	18-634AA-032	20	32,0	1 1/4"	43,00	1,69	1,4	200	5,6	800	64,0	2,52	0,920	0,62
1001278	18-634AA-038	24	38,0	1 1/2"	49,00	1,93	1,0	150	4,0	600	76,0	2,99	1,060	0,72
1001280	18-634AA-051	32	51,0	2"	62,00	2,44	0,7	100	2,8	400	102,0	4,02	1,380	0,93
1001282	18-634AA-063	40	63,0	2 1/2"	76,00	2,99	0,4	60	1,6	240	125,0	4,92	2,180	1,47
1001284	18-634AA-076	48	76,0	3"	89,00	3,50	0,4	60	1,6	240	152,0	5,98	2,590	1,75
1001288	18-634AA-102	64	102,0	4"	116,00	4,57	0,2	30	0,8	120	203,0	7,99	3,400	2,29

Dimensions shown may be changed without prior notice

// FLEXOR R4 644 HT

EXTRA FLEXIBLE - HIGH TEMP SAE 100 R4

Tube: oil resistant synthetic rubber.
Reinforcement: high tensile textile cords with embedded steel helix wire.
Cover: abrasion, ozone and hydrocarbon resistant synthetic rubber.
MSHA APPROVED
Application: fuel, oil and hydraulic fluids with 50% max aromatic content suction and delivery. Specially designed for high temperature applications and hydraulic oil return lines requiring tight bend radius.
Constant operation: -40 °C +135 °C (-40 °F +275 °F)
Length: 61 m max

Item Code	DHFI Item number													
		Dash	mm	in	mm	in	Mpa	psi	Mpa	psi	mm	in	kg/m	lb/ft
1001277	18-644HT-019	12	19,0	3/4"	30,00	1,18	2,1	300	8,4	1200	38,0	1,50	0,630	0,43
1001274	18-644HT-025	16	25,0	1"	36,00	1,42	1,7	250	6,8	986	50,0	1,97	0,810	0,55
1001196	18-644HT-032	20	32,0	1 1/4"	43,00	1,69	1,4	200	5,6	800	64,0	2,52	1,000	0,68
1001279	18-644HT-038	24	38,0	1 1/2"	49,00	1,93	1,0	150	4,0	600	76,0	2,99	1,150	0,78
1001281	18-644HT-051	32	51,0	2"	62,00	2,44	0,7	100	2,8	400	102,0	4,02	1,490	1,01
1001283	18-644HT-063	40	63,0	2 1/2"	76,00	2,99	0,5	75	2,0	300	125,0	4,92	2,230	1,50
1001285	18-644HT-076	48	76,0	3"	89,00	3,50	0,5	75	2,0	300	152,0	5,98	2,750	1,85
1001290	18-644HT-102	64	102,0	4"	116,00	4,57	0,5	75	2,0	300	203,0	7,99	3,610	2,43

Dimensions shown may be changed without prior notice

// PRESSURE WASH

// ALFAJET 210

Tube: oil, detergents and hot water resistant synthetic rubber.
Reinforcement: one high tensile steel braid.
Cover: smooth. Abrasion, ozone and hydrocarbon resistant blue synthetic rubber, pin-pricked. Black cover also available.
Application: high pressure power cleaners. Specially designed for hot water applications. Not recommended for steam service.
Length: random
Constant operation: -40 °C +150 °C (-40 °F +300 °F)
air max T = +110 °C (+230 °F)

Item Code	DHFI Item number													
		Dash	mm	in	mm	in	Mpa	psi	Mpa	psi	mm	in	kg/m	lb/ft
1000192	8B3AE-04	04	6,0	1/4"	12,10	0,48	21,0	3000	84,0	12000	50,0	1,97	0,161	0,11
1000185	8B3AE-05	05	8,0	5/16"	14,10	0,56	21,0	3000	84,0	12000	60,0	2,36	0,184	0,13
1000098	8B3AE-06	06	10,0	3/8"	15,60	0,61	21,0	3000	73,0	10588	65,0	2,56	0,250	0,17
1000166	8B3AE-08	08	13,0	1/2"	19,50	0,77	21,0	3000	73,0	10588	90,0	3,54	0,359	0,25

// ALFAJET 400

Tube: oil, detergents and hot water resistant synthetic rubber.
Reinforcement: two high tensile steel braids.
Cover: smooth. abrasion, ozone and hydrocarbon resistant blue synthetic rubber, pin-pricked. Black cover also available.
Application: high pressure power cleaners. Specially designed for hot water applications. Not recommended for steam service.
Length: random
Constant operation: -40 °C +150 °C (-40 °F +300 °F)
air max T = +110 °C (+230 °F)

Item Code	DHFI Item number													
		Dash	mm	in	mm	in	Mpa	psi	Mpa	psi	mm	in	kg/m	lb/ft
1000221	8B4AE-04	04	6,0	1/4"	13,20	0,52	40,0	5850	140,0	20000	70,0	2,76	0,250	0,17
1000220	8B4AE-05	05	8,0	5/16"	14,90	0,59	40,0	5850	140,0	20000	76,0	2,99	0,293	0,20
1000219	8B4AE-06	06	10,0	3/8"	16,70	0,66	40,0	5850	130,0	18900	90,0	3,54	0,363	0,25
1000218	8B4AE-08	08	13,0	1/2"	20,10	0,79	40,0	5850	120,0	17450	115,0	4,53	0,477	0,33

THE SAFE SOLUTION FOR WATERBLASTING APPLICATION

WATERBLAST

MAIN APPLICATION

- SURFACE PREPARATION AND CLEANING
- HYDRODEMOLITION
- WATER JET CUTTING

Dimensions shown may be changed without prior notice

// WATERBLAST - WB10L

Tube: oil and water resistant synthetic rubber.
Reinforcement: four high tensile steel spirals.
Cover: oil, water and ozone resistant synthetic rubber.
Application: vey high pressure water jetting.
Constant operation: -10 °C +70 °C (14 °F +158 °F)
Length: multiples of lengths shown in below grid.

Item Code	DHFI Item number													
		Dash	mm	in	mm	in	Mpa	psi	Mpa	psi	mm	in	kg/m	lb/ft
1003795	894A-08	08	13,0	1/2"	13,00	0,51	70,0	10000	175,0	25000	200,0	7,87	0,805	0,55
1004044	894A-12	12	19,0	3/4"	32,20	1,27	70,0	10000	175,0	25000	210,0	8,27	1,450	0,98
1004213	894A-16	16	25,0	1"	38,70	1,52	70,0	10000	175,0	25000	320,0	12,60	1,981	1,34

// WATERBLAST - WB15L

Tube: oil and water resistant synthetic rubber.
Reinforcement: four high tensile steel spirals.
Cover: oil, water and ozone resistant synthetic rubber.
Application: vey high pressure water jetting.
Constant operation: -10 °C +70 °C (14 °F +158 °F)
Length: multiples of lengths shown in below grid.

Item Code	DHFI Item number													
		Dash	mm	in	mm	in	Mpa	psi	Mpa	psi	mm	in	kg/m	lb/ft
1003471	794A-06	06	10,0	3/8"	21,40	0,84	124,0	18000	310,0	45000	150,0	5,91	0,850	0,58
1003473	794A-08	08	13,0	1/2"	24,40	0,96	110,0	16000	275,0	40000	200,0	7,87	1,120	0,76
1003475	794A-12	12	19,0	3/4"	32,00	1,26	100,0	14500	250,0	36000	280,0	11,02	1,683	1,14

Dimensions shown may be changed without prior notice

// WATERBLAST - WB20L



Tube: oil and water resistant synthetic rubber.
Reinforcement: four or six high tensile steel spirals or four high tensile steel spiral and one steel braid.
Cover: oil, water and ozone resistant synthetic rubber.
Application: vey high pressure water jetting.
Constant operation: -10 °C +70 °C (14 °F +158 °F)
Length: multiples of lengths shown in below grid.

Item Code	DHFI Item number	Const.													
			Dash	mm	in	mm	in	Mpa	psi	Mpa	psi	mm	in	kg/m	lb/ft
1004171	694A-04	4WS	04	6,0	1/4"	16,20	0,64	140,0	20000	350,0	50000	125,0	4,92	0,609	0,41
1004175	694A-05	4WS	05	8,0	5/16"	17,30	0,68	140,0	20000	350,0	50000	135,0	5,31	0,660	0,45
1004178	694A-06	4WS+1WB	06	10,0	3/8"	22,00	0,87	140,0	20000	350,0	50000	150,0	5,91	1,021	0,69
1003798	694A-08	4WS+1WB	08	13,0	1/2"	29,50	1,16	140,0	20000	350,0	50000	200,0	7,87	1,433	0,97
1004181	694A-12	6WS	12	19,0	3/4"	35,00	1,38	140,0	20000	350,0	50000	300,0	11,81	2,529	1,70

Dimensions shown may be changed without prior notice

// PTFE HOSE

// 9TS OM

SMOOTH PTFE STAINLESS STEEL BRAID STANDARD DUTY EXCEEDS SAE 100 R14

Tube: smooth ptfe - high mechanical and vibration resistance, low permeability, dielectrical, fire resistant, food grade (FDA, DVGW, BFR compliant). Chemically inert, non sticking, ozone and weather resistant.
Reinforcement: high tensile stainless steel braid AISI 304.
Application: compressed air, gas, steam, fuel, oil, chemical and pharmaceutical products, particularly suitable for steam piping on injection moulding machines, diathermic oil installations, charging lines for cryogenic gas, compressor discharge lines, automotive, pharmaceutical and food sectors. Solvents, pigments and paint transfer lines. Hydraulic lines in power stearing marine applications. Not suitable for molten alkali metals and halogens at high temperature.
Constant operation: -60 °C +260 °C (-76 °F +500 °F)

Item Code	DHFI Item number									
		mm	in	mm	mm	Mpa	psi	mm	in	kg/m
2600557	11-6010-03	5,0	3/16"	7,86	0,89	27,6	4000	51,0	2,01	0,090
2600558	11-6010-04	6,0	1/4"	8,64	0,64	24,1	3500	76,0	2,99	0,090
2600559	11-6010-05	8,0	5/16"	11,05	0,64	20,7	3000	102,0	4,02	0,130
2600560	11-6010-06	10,0	3/8"	12,65	0,64	18,3	2600	127,0	5,00	0,150
2600561	11-6010-08	13,0	1/2"	15,40	0,76	16,1	2300	140,0	5,51	0,200
2600562	11-6010-10	16,0	5/8"	18,40	0,89	13,8	2000	165,0	6,50	0,270
2600563	11-6010-12	19,0	3/4"	22,10	0,89	11,4	1600	203,0	7,99	0,330
2600564	11-6010-16	25,0	1"	29,75	1,10	6,9	1000	305,0	12,01	0,520

Dimensions shown may be changed without prior notice

// 9TC OM

CONVOLUTED PTFE STAINLESS STEEL BRAID

Tube: smooth ptfe - high mechanical and vibration resistance, low permeability, dielectrical, fire resistant, food grade (FDA, DVGW, BFR compliant). Chemically inert, non sticking, ozone and weather resistant.
Reinforcement: high tensile stainless steel braid AISI 304.
Application: compressed air, gas, steam, fuel, oil, chemical and pharmaceutical products, particularly suitable for steam piping on injection moulding machines, diathermic oil installations, charging lines for cryogenic gas, compressor discharge lines, automotive, pharmaceutical and food sectors. Solvents, pigments and paint transfer lines. Hydraulic lines in power stearing marine applications. Not suitable for molten alkali metals and halogens at high temperature.
Constant operation: -60 °C +260 °C (-76 °F +500 °F)

Item Code									
	mm	in	mm	mm	Mpa	psi	mm	in	kg/m
2600574	13,0	1/2"	18,80	0,89	10,3	1500	25,0	0,98	0,280
2600575	16,0	5/8"	22,10	0,89	8,3	1200	51,0	2,01	0,330
2600576	19,0	3/4"	24,65	0,89	6,9	1000	64,0	2,52	0,400
2600577	25,0	1"	32,77	1,02	4,6	670	89,0	3,50	0,550
2600578	32,0	1 1/4"	40,72	1,02	3,4	525	127,0	5,00	0,690
2600579	38,0	1 1/2"	48,25	1,12	3,0	450	152,0	5,98	0,890
2600580	51,0	2"	61,50	1,20	2,3	345	200,0	7,87	1,240

// FERRULE SELECTION CHART

// NO SKIVE 41
// SKIVE 42
// INTERLOCK 43

// NO SKIVE FERRULE FOR STANDARD FITTINGS

Hose	Table n°	-03 DN 5 3/16"	-04 DN 6 1/4"	-05 DN 8 5/16"	-06 DN 10 3/8"	-08 DN 12 1/2"	-10 DN 16 5/8"	-12 DN 19 3/4"	-16 DN 25 1"	-20 DN 32 1 1/4"	-24 DN 38 1 1/2"	-32 DN 51 2"	-40 DN 63 2 1/2"
ARGUS 1TE/R6 PLUS	209		H1100SK1	H1100SK1	H1100SK1	H1100SK1	H1100SK1	H1100SK1	H1100SK1				
ARGUS 2TE PLUS	210		H1100SK1	H1100SK1	H1100SK1	H1100SK1	H1100404	H1100404	H1100SK1				
2TE RAILWAY	210		H1100SK1	H1100SK1	H1100SK1	H1100SK1	H1100404	H1100404	H1100SK1				
ARGUS 3TE/R3 PLUS	252		H1200TX2	H1200TX2	H1200TX2	H1200TX2	H1200TX2	H1200TX2	H1200TX2	H1200TX2	H1200TX2	H1200TX2	
550A - TW81	200	H1200TP0	H1200TP0	H1200TP0	H1200TP0	H1200TP0	H1200TP0	H1200TP0	H1200TP0				
570A - R7	198	H1200TP0	H1200TP0	H1200TP0	H1200TP0	H1200TP0							
580A - R8	199	H1200TP0	H1200TP0	H1200TP0	H1200TP0	H1200TP0							
PLT - PILOT	197	H1200TP0	H1100SK1	H1200TP0	H1200TP0	H1200TP0							
121T SLIMLINE PLUS - 1SC	178		H1200AD1	H1200AD1	H1200AD1	H1200AD1	H1200AD1	H1200AD1	H1200AD1				
	206	H1200TP0		H1200TP0	H1200TP0	H1200TP0							
141T SUPERSLIMLINE	185		H1200AD1	H1200AD1	H1200AD1	H1200AD1	H1200AD1	H1200AD1	H1200AD1				
	248	H1200TP0		H1200TP0	H1200TP0	H1200TP0							
ALFAJET 210	248			H1200TP0	H1200TP0	H1200TP0							
	165		H1200AD1	H1200AD1	H1200AD1	H1200AD1	H1200AD1	H1200AD1	H1200AD1				
221T - SLIMLINE PLUS - 2SC	176		H1200AD1	H1200AD1	H1200AD1	H1200AD1	H1200AD1	H1200AD1	H1200AD1				
2SC RAILWAY	176		H1200AD1	H1200AD1	H1200AD1	H1200AD1	H1200AD1	H1200AD1	H1200AD1				
ALFAJET 400	176		H1200AD1	H1200AD1	H1200AD1	H1200AD1							
241T - SUPERSLIMLINE - HI-TUFF	177		H1200AD1	H1200AD1	H1200AD1	H1200AD1	H1200AD1	H1200AD1	H1200AD1	H1200AD1	H1200AD1	H1200AD1	H1200TX2
241X - SUPERSLIMLINE - TUFLEX	177		H1200AD1	H1200AD1	H1200AD1	H1200AD1	H1200AD1	H1200AD1	H1200AD1				
241T - SUPERSLIMLINE - HIGH TEMP	177		H1200AD1	H1200AD1	H1200AD1	H1200AD1	H1200AD1	H1200AD1	H1200AD1	H1200AD1	H1200AD1	H1200AD1	H1200TX2
261E - SUPERSLIMLINE LT	177		H1200AD1	H1200AD1	H1200AD1	H1200AD1	H1200AD1	H1200AD1	H1200AD1	H1200AD1			
122T PLUS - 1SN/R1AT	173	H1200AD1	H1200AD1	H1200AD1	H1200AD1	H1200AD1	H1200AD1	H1200AD1	H1200AD1	H1200AD1	H1200AD1	H1200AD1	
COMMANDER 15N	179		H1200AD1	H1200AD1	H1200AD1	H1200AD1	H1200AD1	H1200AD1	H1200AD1	H1200AD1	H1200AD1	H1200AD1	
222T PLUS - 2SN/R2AT	174	H1200AD2	H1200AD2	H1200AD2	H1200AD2	H1200AD2	H1200AD2	H1200AD2	H1200AD2	H1200AD2	H1200AD2	H1200AD2	
POWERFLEXBIO 3000 HI-TUFF	186									H1200204	H1200204		
POWERFLEXBIO 4000 HI-TUFF	194							H1200204	H1200204	H1200204			
POWERFLEXBIO 5000 HI-TUFF	258						H1200204						
POWERFLEXBIO 6000 HI-TUFF	259				H1200204	H1200204							
FLEXOR R4 604/634/644	018							H1200TX2	H1200TX2	H1200TX2	H1200TX2	H1200TX2	H1200TX2
9TS OM	201	H2200TF0	H2200TF0	H2200TF0	H2200TF0	H2200TF0	H2200TF0	H2200TF0	H2200TF0				
9TC OM	203				H2200TF0	H2200TF0	H2200TF0	H2200TF0	H2200TF0	H2200TF0	H2200TF0	H2200TF0	

// SKIVE FERRULE FOR STANDARD FITTINGS

Hose	Table n°	-03 DN 5 3/16"	-04 DN 6 1/4"	-05 DN 8 5/16"	-06 DN 10 3/8"	-08 DN 12 1/2"	-10 DN 16 5/8"	-12 DN 19 3/4"	-16 DN 25 1"	-20 DN 32 1 1/4"	-24 DN 38 1 1/2"	-32 DN 51 2"	-40 DN 63 2 1/2"	-48 DN 76 3"
121T SLIMLINE PLUS - 1SC	208		H1100SK1	H1100SK1	H1100SK1	H1100SK1	H1100SK1	H1100SK1	H1100SK1					
141T SUPERSLIMLINE	239		H1100SK1	H1100SK1	H1100SK1	H1100SK1	H1100SK1	H1100SK1	H1100SK1					
ALFAJET 210	239		H1100SK1	H1100SK1	H1100SK1	H1100SK1	H1100SK1	H1100SK1	H1100SK1					
122T PLUS - 1SN/R1AT	223		H1100SK1	H1100SK1	H1100SK1	H1100SK1	H1100SK1	H1100SK1	H1100SK1					
COMMANDER 1SN	240		H1100SK1	H1100SK1	H1100SK1	H1100SK1	H1100SK1	H1100SK1	H1100SK1					
221T - SLIMLINE PLUS - 2SC	222		H1100SK1	H1100SK1	H1100SK1	H1100SK1	H1100SK1	H1100SK1	H1100SK1					
ALFAJET 400	222		H1100SK1	H1100SK1	H1100SK1	H1100SK1	H1100SK1	H1100SK1	H1100SK1					
241T - SUPERSLIMLINE - HI-TUFF	207		H1100SK1	H1100SK1	H1100SK1	H1100SK1	H1100SK1	H1100SK1	H1100SK1	H1100404	H1100404	H1100404		
241X - SUPERSLIMLINE - TUFLEX	207		H1100SK1	H1100SK1	H1100SK1	H1100SK1	H1100SK1	H1100SK1	H1100SK1					
241T - SUPERSLIMLINE - HIGH TEMP	207		H1100SK1	H1100SK1	H1100SK1	H1100SK1	H1100SK1	H1100SK1	H1100SK1	H1100404	H1100404	H1100404		
261E - SUPERSLIMLINE LT	207		H1100SK1	H1100SK1	H1100SK1	H1100SK1	H1100SK1	H1100SK1	H1100SK1	H1100404				
222T PLUS - 2SN/R2AT	235		H1100404	H1100404	H1100404	H1100404	H1100404	H1100404	H1100404	H1100404	H1100404	H1100404		
COMMANDER 2SN	237		H1100404	H1100404	H1100404	H1100404	H1100404	H1100404	H1100404	H1100404	H1100404	H1100404		
735E - POWERTRAK - 4SP LT	41		H1100404		H1100404	H1100404	H1100404	H1100404	H1100404					
3SPT - SUPERFOREST	33				H1100404	H1100404	H1100404	H1100404	H1100404	H1100404				
3SPE - SUPERFOREST LT	33				H1100404	H1100404	H1100404	H1100404	H1100404	H1100404				
POWERFLEXBIO 3000 HI-TUFF	229									H1100404	H1100404	H1100404		
POWERFLEXBIO 4000 HI-TUFF	187					H1100404		H1100404	H1100404					
POWERFLEXBIO 5000 HI-TUFF	168						H1100404	H1100404	H1100404					
POWERFLEXBIO 5000 PLUS HI-TUFF	211							H1100404						
POWERFLEXBIO 6000 HI-TUFF	192		H1100404		H1100404	H1100404								
WATERBLAST - WB10L	261				H1100404									
BOP FIRESAFE 5000	-		H1100404		H1100404	H1100404		H1100404						

// INTERLOCK FERRULE FOR INTERLOCK FITTINGS

Hose	Table n°	-06 DN 10 3/8"	-08 DN 12 1/2"	-10 DN 16 5/8"	-12 DN 19 3/4"	-16 DN 25 1"	-20 DN 32 1 1/4"	-24 DN 38 1 1/2"	-32 DN 51 2"	-40 DN 63 2 1/2"	-48 DN 76 3"
796E - POWERTRAK - LT	8				H1400200	H1400200	H1400200	H1400200	H1400200		
POWERFLEXBIO 3000 HI-TUFF	217										H1700600
POWERFLEXBIO 4000 HI-TUFF	195					H1400200		H1400200	H1400200		
POWERFLEXBIO 5000 HI-TUFF	189				H1400200	H1400200	H1400200	H1400301	H1400301		
POWERFLEXBIO 5000 PLUS HI-TUFF	190				H1400200	H1400200					
POWERFLEXBIO 6000 HI-TUFF - 4S	191			H1400301	H1400200	H1400200	H1400301				
POWERFLEXBIO 6000 HI-TUFF - 6S							H1400301	H1400301			
490 - POWERTRAK - AT7K - HI-TUFF	101			H1400301			H1400301	H1400301			
580 - POWERTRAK - AT8K - HI-TUFF	102				H1400301	H1700600*					
BOP FIRESAFE 5000	-					H1400200	H1400200	H1400301	H1400301		

* suitable with only ALFAGOMMA H1T special inserts

Hose	Table n°	-03 DN 5 3/16"	-04 DN 6 1/4"	-05 DN 8 5/16"	-06 DN 10 3/8"	-08 DN 12 1/2"	-10 DN 16 5/8"	-12 DN 19 3/4"	-16 DN 25 1"	-20 DN 32 1 1/4"	-24 DN 38 1 1/2"
WATERBLAST - WB10L	281					H1400200*		H1400200*	H1400200*		
	-				D660000	D660000		D660000	D660000		
WATERBLAST - WB15L	284				D660000	D660000		D660000			
WATERBLAST - WB20L	285		D660000	D660000	D660000	D660000		D660000			

* to be used with Interlock H14 series inserts

// NO SKIVE FERRULE FOR NEW POWERTRAK FITTINGS

Hose	Table n°	-06 DN 10 3/8"	-08 DN 12 1/2"	-10 DN 16 5/8"	-12 DN 19 3/4"	-16 DN 25 1"	-20 DN 32 1 1/4"	-24 DN 38 1 1/2"	-32 DN 51 2"	-40 DN 63 2 1/2"	-48 DN 76 3"
POWERFLEXBIO 4000 HI-TUFF	275							H1300NS4	H1300NS4		
POWERFLEXBIO 5000 HI-TUFF - 4S	276				H1300NS4	H1300NS4	H1300NS4				
POWERFLEXBIO 5000 HI-TUFF - 6S	280							H1300NS6	H1300NS6		
POWERFLEXBIO 5000 PLUS HI-TUFF	277				H1300NS4	H1300NS4					
POWERFLEXBIO 6000 HI-TUFF - 4S	278				H1300NS4	H1300NS4					
POWERFLEXBIO 6000 HI-TUFF - 6S	282						H1300NS6				

// SKIVE FERRULE FOR NEW POWERTRAK FITTINGS

Hose	Table n°	-06 DN 10 3/8"	-08 DN 12 1/2"	-10 DN 16 5/8"	-12 DN 19 3/4"	-16 DN 25 1"	-20 DN 32 1 1/4"	-24 DN 38 1 1/2"	-32 DN 51 2"	-40 DN 63 2 1/2"	-48 DN 76 3"
POWERFLEXBIO 4000 HI-TUFF	264							H1300SK4	H1300SK4		
POWERFLEXBIO 5000 HI-TUFF	265				H1300SK4	H1300SK4	H1300SK4				
POWERFLEXBIO 5000 PLUS HI-TUFF	266				H1300SK4	H1300SK4					
POWERFLEXBIO 6000 HI-TUFF	267				H1300SK4	H1300SK4					

TOP COAT

OVER 10 TIMES HIGHER THAN STANDARD

TOP COAT

Resistance to red rust in salt fog
(test in compliance with ISO 9227)

- TESTED IN ACCORDANCE WITH ASTM B117-03 AND UNI ISO 9227 STANDARDS
- OVER 500 HOURS CORROSION PREVENTION IN SALT SPRAY FOG TO WHITE RUST
- MORE THAN 1000 HOURS CORROSION RESISTANCE TO RED RUST

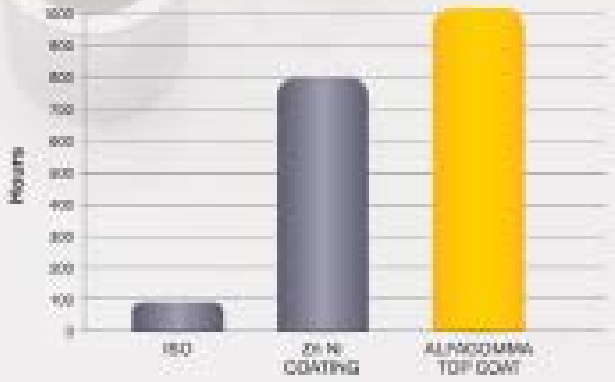

DUNLOP HIFLEX

// STANDARD

// FERRULES 46
// HOSE MENDER 48
// BSP INSERTS 49
// DIN METRIC INSERTS 56
// PRESSURE WASHER 70
// SAE INSERTS 71
// JIC 37° INSERTS 73
// NPTF INSERTS 79
// NPSM INSERTS 81
// ORFS INSERTS 82
// FRENCH INSERTS 86
// JIS INSERTS 87
// KOMATSU INSERTS 89
// SAE FLANGES 91

Dimensions shown may be changed without prior notice

// FERRULES

H1100104
Skive Ferrule for 1SN and 241T

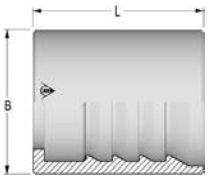

Item Code	DHFI Item number	ID			B	L
		Dash	mm	in	mm	mm
1201545	H1100104-200000	20	31,0	1 1/4"	50,0	43,8
1201546	H1100104-240000	24	38,0	1 1/2"	57,0	49,2
1201547	H1100104-320000	32	51,0	2"	71,0	63,7

H1100404
Skive Ferrule for 2SN and Wire Spiral

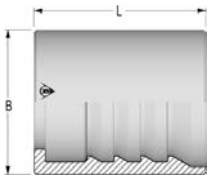

Item Code	DHFI Item number	ID			B	L
		Dash	mm	in	mm	mm
1202719	440000-04-04	04	6,0	1/4"	22,0	26,3
1203253	440000-06-06	06	10,0	3/8"	25,0	28,5
1203266	440000-08-08	08	13,0	1/2"	29,0	34,7
1219132	440000-10-10	10	16,0	5/8"	33,0	37,5
1203368	440000-12-12	12	19,0	3/4"	37,0	41,5
1234701	440000-16-16	16	25,0	1"	45,0	47,7
1234766	440000-20-20	20	31,0	1 1/4"	55,0	54,5
1234767	440000-24-24	24	38,0	1 1/2"	67,0	61,1
1234768	H1100404-320000	32	51,0	2"	82,0	75,1

H1100SK1
Skive Ferrule for 1 Wire Braid and 2 Wire Braid Compact Hoses

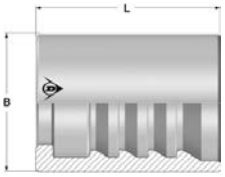

Item Code	DHFI Item number	ID			B	L
		Dash	mm	in	mm	mm
1233077	H1100SK1-040000	04	6,0	1/4"	19,0	25,5
1233078	H1100SK1-050000	05	8,0	5/16"	21,0	25,5
1233079	H1100SK1-060000	06	10,0	3/8"	23,0	27,5
1233080	H1100SK1-080000	08	13,0	1/2"	27,0	33,5
1233081	H1100SK1-100000	10	16,0	5/8"	30,0	36,5
1233082	H1100SK1-120000	12	19,0	3/4"	33,0	40,0
1233083	H1100SK1-160000	16	25,0	1"	41,0	46,5

H1200204
No-skive Ferrule for R12 and Powerflexbio Hoses

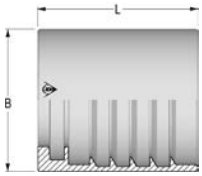

Item Code	DHFI Item number	ID			B	L
		Dash	mm	in	mm	mm
1216588	H1200204-060000	06	10,0	3/8"	30,0	28,0
1216589	H1200204-080000	08	13,0	1/2"	34,0	33,9
1216590	H1200204-100000	10	16,0	5/8"	38,0	36,6
1203322	H1200204-120000	12	19,0	3/4"	42,0	39,5
1203323	H1200204-160000	16	25,0	1"	50,0	47,5
1216591	H1200204-200000	20	31,0	1 1/4"	61,0	50,2

H1200AD1
No-skive Ferrule for 1 Wire Braid and 2 Wire Braid Compact Hoses

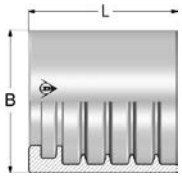

Item Code	DHFI Item number	ID			B	L
		Dash	mm	in	mm	mm
1227977	110000-03-03	03	5,0	3/16"	19,0	24,0
1227978	110000-04-04	04	6,0	1/4"	22,0	24,7
1227979	110000-05-05	05	8,0	5/16"	23,0	24,7
1227980	110000-06-06	06	10,0	3/8"	26,0	29,7
1227981	110000-08-08	08	13,0	1/2"	29,0	30,5
1227983	110000-10-10	10	16,0	5/8"	32,0	30,5
1227985	110000-12-12	12	19,0	3/4"	36,0	36,0
1227986	110000-16-16	16	25,0	1"	44,0	36,7
1227987	110000-20-20	20	31,0	1 1/4"	53,0	48,6
1227988	110000-24-24	24	38,0	1 1/2"	61,0	48,6
1227989	110000-32-32	32	51,0	2"	75,0	48,6

H1200AD2
No-skive Ferrule for 2SN

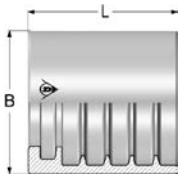

Item Code	DHFI Item number	ID			B	L
		Dash	mm	in	mm	mm
1227990	220000-03-03	03	5,0	3/16"	21,0	20,0
1227991	220000-04-04	04	6,0	1/4"	23,0	24,7
1227992	220000-05-05	05	8,0	5/16"	25,0	24,7
1227993	220000-06-06	06	10,0	3/8"	27,0	29,7
1227994	220000-08-08	08	13,0	1/2"	30,0	30,5
1227995	220000-10-10	10	16,0	5/8"	33,0	30,5
1227996	220000-12-12	12	19,0	3/4"	37,0	36,0
1227997	220000-16-16	16	25,0	1"	45,0	36,7
1227998	220000-20-20	20	31,0	1 1/4"	56,0	48,6
1227999	220000-24-24	24	38,0	1 1/2"	64,0	48,5
1228000	220000-32-32	32	51,0	2"	78,0	48,6

Dimensions shown may be changed without prior notice

H1200TP0
No-skive Ferrule for Thermoplastic and 1 Wire Braid Compact Hoses

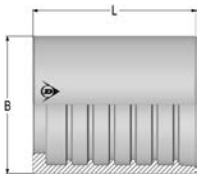

Item Code	DHFI Item number	ID			B	L
		Dash	mm	in	mm	mm
1232354	H1200TP0-030000	03	5,0	3/16"	15,0	22,0
1232358	H1200TP0-040000	04	6,0	1/4"	17,0	26,5
1232359	H1200TP0-050000	05	8,0	5/16"	19,0	26,5
1232360	H1200TP0-060000	06	10,0	3/8"	22,0	26,5
1232361	H1200TP0-080000	08	13,0	1/2"	26,0	30,5

H2200TF0
No-skive Ferrule for PTFE Hoses

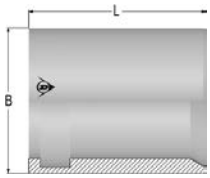

Item Code	DHFI Item number	ID			B	L
		Dash	mm	in	mm	mm
1232132	H2200TF0-030000	03	5,0	3/16"	14,0	20,0
1232133	H2200TF0-040000	04	6,0	1/4"	15,0	25,0
1232134	H2200TF0-050000	05	8,0	5/16"	17,2	25,0
1232135	H2200TF0-060000	06	10,0	3/8"	22,0	25,0
1232136	H2200TF0-080000	08	13,0	1/2"	25,0	30,0
1232137	H2200TF0-100000	10	16,0	5/8"	30,0	33,0
1232138	H2200TF0-120000	12	19,0	3/4"	35,0	37,0
1232139	H2200TF0-160000	16	25,0	1"	42,0	45,0
1232140	H2200TF0-200000	20	31,0	1 1/4"	50,0	48,0
1232141	H2200TF0-240000	24	38,0	1 1/2"	57,0	58,0
1232142	H2200TF0-320000	32	51,0	2"	73,0	67,0

H1200TX2
No-skive Ferrule for 3TE, R4, R5 and 241T -40



Item Code	DHFI Item number	ID			B	L
		Dash	mm	in	mm	mm
1236581	H1200TX2-03000	03	5,0	3/16"	21,0	20,0
1236582	H1200TX2-04000	04	6,0	1/4"	23,0	24,7
1236583	H1200TX2-05000	05	8,0	5/16"	25,0	24,7
1236584	H1200TX2-06000	06	10,0	3/8"	27,0	29,7
1236585	H1200TX2-08000	08	13,0	1/2"	30,0	30,5
1236586	H1200TX2-10000	10	16,0	5/8"	34,0	35,5
1236587	H1200TX2-12000	12	19,0	3/4"	38,0	36,0
1236588	H1200TX2-16000	16	25,0	1"	48,0	42,5
1236589	H1200TX2-20000	20	31,0	1 1/4"	53,0	56,5
1236590	H1200TX2-24000	24	38,0	1 1/2"	60,0	61,5
1236591	H1200TX2-32000	32	51,0	2"	76,0	73,5
1236592	H1200TX2-40000	40	63,0	2 1/2"	89,0	85,0

Dimensions shown may be changed without prior notice

// HOSE MENDER

// H12C5610

Hose Mender

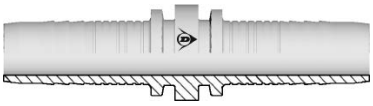

Item Code	DHFI Item number	ID		
		Dash	mm	in
1202949	H12C5610-040400	04	6,0	1/4"
1202870	H12C5610-050500	05	8,0	5/16"
1202868	H12C5610-060600	06	10,0	3/8"
1202867	H12C5610-080800	08	13,0	1/2"
1203160	H12C5610-101000	10	16,0	5/8"
1203161	H12C5610-121200	12	19,0	3/4"
1220608	H12C5610-161600	16	25,0	1"
1220607	H12C5610-202000	20	32,0	1 1/4"
1220605	H12C5610-242400	24	38,0	1 1/2"
1220606	H12C5610-323200	32	51,0	2"

Dimensions shown may be changed without prior notice

// BSP INSERTS

// H1210510

BSPP Male 60° Flare
AGR

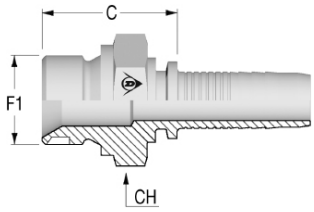

Item Code	DHFI Item number	Nut Type	ID			F1	F1	C	CH
			Dash	mm	in	Dash Size		mm	mm
1201291	500120-02-03	NA	03	5,0	3/16"	02	1/8-28	20,3	14,0
1201722	500120-02-04	NA	04	6,0	1/4"	02	1/8-28	20,8	14,0
1200507	500120-04-04	NA	04	6,0	1/4"	04	1/4-19	26,3	19,0
1200508	500120-06-04	NA	04	6,0	1/4"	06	3/8-19	27,8	22,0
1201098	500120-08-04	NA	04	6,0	1/4"	08	1/2-14	31,3	27,0
1200540	500120-04-05	NA	05	8,0	5/16"	04	1/4-19	26,3	19,0
1200541	500120-06-05	NA	05	8,0	5/16"	06	3/8-19	27,8	22,0
1201101	500120-08-05	NA	05	8,0	5/16"	08	1/2-14	31,3	27,0
1200340	500120-04-06	NA	06	10,0	3/8"	04	1/4-19	26,3	19,0
1200341	500120-06-06	NA	06	10,0	3/8"	06	3/8-19	27,8	22,0
1200339	500120-08-06	NA	06	10,0	3/8"	08	1/2-14	31,3	27,0
1200386	500120-06-08	NA	08	13,0	1/2"	06	3/8-19	28,6	22,0
1200384	500120-08-08	NA	08	13,0	1/2"	08	1/2-14	32,1	27,0
1201096	500120-10-08	NA	08	13,0	1/2"	10	5/8-14	34,1	30,0
1200385	500120-12-08	NA	08	13,0	1/2"	12	3/4-14	36,1	32,0
1201085	500120-08-10	NA	10	16,0	5/8"	08	1/2-14	32,1	27,0
1200419	500120-10-10	NA	10	16,0	5/8"	10	5/8-14	34,1	30,0
1200418	500120-12-10	NA	10	16,0	5/8"	12	3/4-14	36,1	32,0
1200446	500120-12-12	NA	12	19,0	3/4"	12	3/4-14	36,6	32,0
1201095	500120-16-12	NA	12	19,0	3/4"	16	1-11	41,6	41,0
1201355	500120-16-16	NA	16	25,0	1"	16	1-11	42,4	41,0
1201356	500120-20-16	NA	16	25,0	1"	20	1 1/4-11	46,4	50,0
1201357	500120-20-20	NA	20	32,0	1 1/4"	20	1 1/4-11	48,0	50,0
1201358	500120-24-24	NA	24	38,0	1 1/2"	24	1 1/2-11	51,0	55,0
1201359	500120-32-32	NA	32	51,0	2"	32	2-11	56,5	70,0

// H1210610

BSPP Male Flat Seat
AGR FD

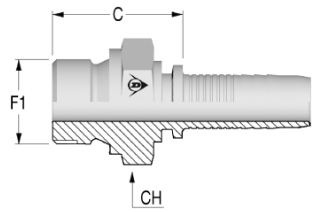

Item Code	DHFI Item number	Nut Type	ID			F1	F1	C	CH
			Dash	mm	in	Dash Size		mm	mm
1214181	500120-04-04FD	NA	04	6,0	1/4"	04	1/4-19	26,3	19,0
1223423	500120-06-06FD	NA	06	10,0	3/8"	06	3/8-19	27,8	22,0
1216596	500120-08-06FD	NA	06	10,0	3/8"	08	1/2-14	31,3	27,0
1225012	500120-08-08FD	NA	08	13,0	1/2"	08	1/2-14	32,1	27,0

Dimensions shown may be changed without prior notice

// H1210710

BSPT Male
AGR K

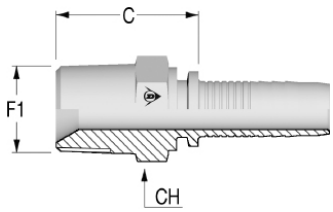

Item Code	DHFI Item number	Nut Type	ID			F1	F1	C	CH
			Dash	mm	in	Dash Size		mm	mm
1200456	500150-02-03	NA	03	5,0	3/16"	02	1/8-28	20,8	12,0
1200491	500150-02-04	NA	04	6,0	1/4"	02	1/8-28	21,3	12,0
1200490	500150-04-04	NA	04	6,0	1/4"	04	1/4-19	26,8	17,0
1200492	500150-06-04	NA	04	6,0	1/4"	06	3/8-19	27,8	19,0
1200532	500150-04-05	NA	05	8,0	5/16"	04	1/4-19	26,8	17,0
1200533	500150-06-05	NA	05	8,0	5/16"	06	3/8-19	27,8	19,0
1200328	500150-04-06	NA	06	10,0	3/8"	04	1/4-19	26,8	17,0
1200329	500150-06-06	NA	06	10,0	3/8"	06	3/8-19	27,8	19,0
1200327	500150-08-06	NA	06	10,0	3/8"	08	1/2-14	32,3	22,0
1200373	500150-06-08	NA	08	13,0	1/2"	06	3/8-19	28,6	19,0
1200371	500150-08-08	NA	08	13,0	1/2"	08	1/2-14	33,1	22,0
1200410	500150-12-10	NA	10	16,0	5/8"	12	3/4-14	34,1	27,0
1200440	500150-12-12	NA	12	19,0	3/4"	12	3/4-14	34,6	27,0
1200439	500150-16-12	NA	12	19,0	3/4"	16	1-11	43,6	36,0
1201365	500150-12-16	NA	16	25,0	1"	12	3/4-14	37,4	32,0
1201361	500150-16-16	NA	16	25,0	1"	16	1-11	44,4	36,0
1201363	500150-20-20	NA	20	32,0	1 1/4"	20	1 1/4-11	49,0	46,0
1201364	500150-24-24	NA	24	38,0	1 1/2"	24	1 1/2-11	50,5	50,0
1201360	500150-32-32	NA	32	51,0	2"	32	2-11	54,2	65,0

Dimensions shown may be changed without prior notice

// H1220813

BSPP Female 60° Cone with O-Ring DKOR

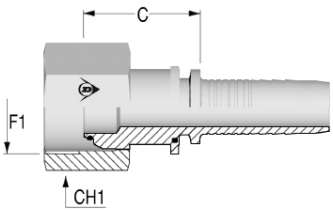

Item Code	DHFI Item number	Nut Type	ID			F1	F1	C	CH1
			Dash	mm	in	Dash Size		mm	mm
1200606	A50001-02-03	CR	03	5,0	3/16"	02	1/8-28	14,3	14,0
1202325	A50001-04-03	SN	03	5,0	3/16"	04	1/4-19	20,3	19,0
1201066	A50001-02-04	CR	04	6,0	1/4"	02	1/8-28	14,7	14,0
1202326	A50001-04-04	SN	04	6,0	1/4"	04	1/4-19	20,8	19,0
1202327	A50001-06-04	SN	04	6,0	1/4"	06	3/8-19	23,3	22,0
1202328	A50001-04-05	CR	05	8,0	5/16"	04	1/4-19	17,3	19,0
1202329	A50001-06-05	SN	05	8,0	5/16"	06	3/8-19	23,3	22,0
1202330	A50001-04-06	CR	06	10,0	3/8"	04	1/4-19	17,3	19,0
1202331	A50001-06-06	SN	06	10,0	3/8"	06	3/8-19	23,3	22,0
1202332	A50001-08-06	SN	06	10,0	3/8"	08	1/2-14	24,3	27,0
1202571	A50001-06-08	CR	08	13,0	1/2"	06	3/8-19	18,6	22,0
1202333	A50001-08-08	SN	08	13,0	1/2"	08	1/2-14	25,1	27,0
1202334	A50001-10-08	SN	08	13,0	1/2"	10	5/8-14	28,4	27,0
1202335	A50001-12-08	SN	08	13,0	1/2"	12	3/4-14	29,0	32,0
1202457	A50001-10-10	CR	10	16,0	5/8"	10	5/8-14	17,1	27,0
1202336	A50001-12-10	SN	10	16,0	5/8"	12	3/4-14	29,0	32,0
1202462	A50001-12-12	CR	12	19,0	3/4"	12	3/4-14	23,9	32,0
1202337	A50001-16-12	SN	12	19,0	3/4"	16	1-11	34,0	38,0
1202455	A50001-16-16	CR	16	25,0	1"	16	1-11	23,9	38,0
1202338	A50001-20-16	SN	16	25,0	1"	20	1 1/4-11	39,4	50,0
1202458	A50001-20-20	TN	20	32,0	1 1/4"	20	1 1/4-11	32,0	50,0
1202339	A50001-24-20	SN	20	32,0	1 1/4"	24	1 1/2-11	41,9	55,0
1202463	A50001-24-24	TN	24	38,0	1 1/2"	24	1 1/2-11	33,8	55,0
1202340	A50001-32-24	SN	24	38,0	1 1/2"	32	2-11	47,0	70,0
1202014	A50001-32-32	TN	32	51,0	2"	32	2-11	34,0	70,0

1200606 and 1201066: WITHOUT OR

Dimensions shown may be changed without prior notice

// H1220843

45° BSPP Female 60° Cone with O-Ring
DKOR 45
Solid one piece

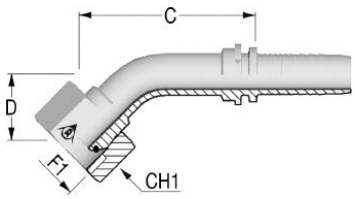

Item Code	DHFI Item number	Nut Type	ID			F1	F1	C	D Drop	CH1
			Dash	mm	in	Dash Size		mm	mm	mm
1202341	A50061-04-04	SN	04	6,0	1/4"	04	1/4-19	45,5	15,0	19,0
1202342	A50061-06-04	SN	04	6,0	1/4"	06	3/8-19	41,5	17,5	22,0
1214200	A50061-04-05	CR	05	8,0	5/16"	04	1/4-19	19,0	17,5	19,0
1202343	A50061-06-05	SN	05	8,0	5/16"	06	3/8-19	45,1	18,5	22,0
1202344	A50061-06-06	SN	06	10,0	3/8"	06	3/8-19	49,9	20,5	22,0
1202345	A50061-08-06	SN	06	10,0	3/8"	08	1/2-14	45,7	21,0	27,0
1202346	A50061-08-08	SN	08	13,0	1/2"	08	1/2-14	55,0	21,0	27,0
1202347	A50061-10-08	SN	08	13,0	1/2"	10	5/8-14	57,2	23,0	27,0
1202348	A50061-12-08	SN	08	13,0	1/2"	12	3/4-14	56,7	23,0	32,0
1202464	A50061-10-10	CR	10	16,0	5/8"	10	5/8-14	64,0	21,5	27,0
1202349	A50061-12-10	SN	10	16,0	5/8"	12	3/4-14	66,5	22,5	32,0
1202465	A50061-12-12	CR	12	19,0	3/4"	12	3/4-14	70,0	28,0	32,0
1202350	A50061-16-12	SN	12	19,0	3/4"	16	1-11	74,6	31,5	38,0
1202466	A50061-16-16	CR	16	25,0	1"	16	1-11	84,0	34,0	38,0
1216663	A50061-20-16	SN	16	25,0	1"	20	1 1/4-11	97,0	47,5	50,0
1202467	A50061-20-20	TN	20	32,0	1 1/4"	20	1 1/4-11	100,8	40,0	50,0
1202468	A50061-24-24	TN	24	38,0	1 1/2"	24	1 1/2-11	115,7	46,0	55,0
1202469	A50061-32-32	TN	32	51,0	2"	32	2-11	151,5	60,0	70,0

Dimensions shown may be changed without prior notice

// H1220893

90° BSPP Female 60° Cone with O-Ring
DKOR 90
Solid one piece

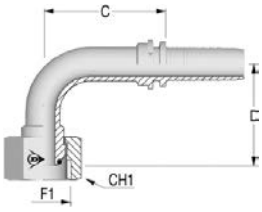

Item Code	DHFI Item number	Nut Type	ID			F1	F1	C	D Drop	CH1
			Dash	mm	in	Dash Size		mm	mm	mm
1200607	A50051-02-03	CR	03	5,0	3/16"	02	1/8-28	24,0	30,0	14,0
1201707	A50051-02-04	CR	04	6,0	1/4"	02	1/8-28	30,5	32,0	14,0
1202367	A50051-04-04	SN	04	6,0	1/4"	04	1/4-19	29,3	29,0	19,0
1202353	A50051-06-04	SN	04	6,0	1/4"	06	3/8-19	29,8	31,0	22,0
1202354	A50051-06-05	SN	05	8,0	5/16"	06	3/8-19	33,2	36,0	22,0
1202355	A50051-06-06	SN	06	10,0	3/8"	06	3/8-19	34,8	42,0	22,0
1202356	A50051-08-06	SN	06	10,0	3/8"	08	1/2-14	34,3	35,5	27,0
1202881	A50051-06-08	CR	08	13,0	1/2"	06	3/8-19	35,3	43,0	22,0
1202357	A50051-08-08	SN	08	13,0	1/2"	08	1/2-14	35,8	41,0	27,0
1202358	A50051-10-08	SN	08	13,0	1/2"	10	5/8-14	41,6	43,5	27,0
1202359	A50051-12-08	SN	08	13,0	1/2"	12	3/4-14	41,8	43,0	32,0
1202470	A50051-10-10	CR	10	16,0	5/8"	10	5/8-14	47,9	47,0	27,0
1202360	A50051-12-10	SN	10	16,0	5/8"	12	3/4-14	51,9	49,0	32,0
1202471	A50051-12-12	CR	12	19,0	3/4"	12	3/4-14	49,1	53,0	32,0
1202361	A50051-16-12	SN	12	19,0	3/4"	16	1-11	54,1	60,5	38,0
1202475	A50051-16-16	CR	16	25,0	1"	16	1-11	75,1	69,0	38,0
1202362	A50051-20-16	SN	16	25,0	1"	20	1 1/4-11	75,1	88,5	50,0
1202472	A50051-20-20	TN	20	32,0	1 1/4"	20	1 1/4-11	82,3	83,0	50,0
1202363	A50051-24-20	SN	20	32,0	1 1/4"	24	1 1/2-11	101,0	83,0	55,0
1202456	A50051-24-24	TN	24	38,0	1 1/2"	24	1 1/2-11	95,7	96,0	55,0
1202364	A50051-32-24	SN	24	38,0	1 1/2"	32	2-11	107,8	104,0	70,0
1202473	A50051-32-32	TN	32	51,0	2"	32	2-11	128,5	136,0	70,0

1200607: WITHOUT OR

Dimensions shown may be changed without prior notice

// H1220581

90° Compact BSPP Female 60° Cone
DKR 90

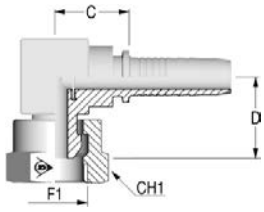

Item Code	DHFI Item number	Nut Type	ID			F1	F1	C	D Drop	CH1
			Dash	mm	in	Dash Size		mm	mm	mm
1202422	A50180-04-04	CR	04	6,0	1/4"	04	1/4-19	16,8	19,5	19,0
1202025	A50180-06-06	CR	06	10,0	3/8"	06	3/8-19	18,8	22,0	22,0
1202026	A50180-08-06	CR	06	10,0	3/8"	08	1/2-14	21,5	22,5	27,0
1202027	A50180-08-08	CR	08	13,0	1/2"	08	1/2-14	22,6	24,5	27,0
1203213	A50180-12-12	CR	12	19,0	3/4"	12	3/4-14	26,7	31,0	32,0
1203330	A50180-16-16	CR	16	25,0	1"	16	1-11	34,5	27,5	38,0

// H1220613

BSPP Female Flat Seat
DKR FD

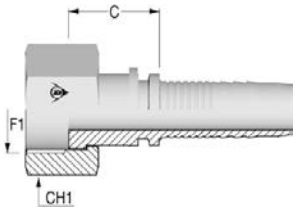

Item Code	DHFI Item number	Nut Type	ID			F1	F1	C	CH1
			Dash	mm	in	Dash Size		mm	mm
1202226	A50003-04-04	SN	04	6,0	1/4"	04	1/4-19	20,3	19,0
1202227	A50003-06-06	SN	06	10,0	3/8"	06	3/8-19	20,3	22,0
1202140	A50003-08-06	SN	06	10,0	3/8"	08	1/2-14	20,8	27,0
1202228	A50003-08-08	SN	08	13,0	1/2"	08	1/2-14	21,6	27,0
1202229	A50003-12-08	SN	08	13,0	1/2"	12	3/4-14	24,6	32,0
1201684	A50003-12-10	CR	10	16,0	5/8"	12	3/4-14	17,6	32,0
1201570	A50003-12-12	CR	12	19,0	3/4"	12	3/4-14	18,1	32,0
1216659	A50003-16-12	CR	12	19,0	3/4"	16	1-11	20,6	38,0
1201384	A50003-16-16	CR	16	25,0	1"	16	1-11	19,9	38,0

Dimensions shown may be changed without prior notice

// H1230310

BSPP Banjo
RNR

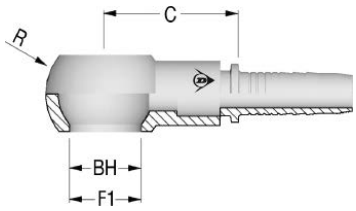

Item Code	DHFI Item number	ID			F1	C	BH	R
		Dash	mm	in		mm	mm	mm
1203087	502910-02-04	04	6,0	1/4"	1/8-28	20,0	10,10	17
1203086	502910-04-04	04	6,0	1/4"	1/4-19	26,5	13,30	22
1216840	502910-06-04	04	6,0	1/4"	3/8-19	30,5	16,70	28
1201763	502910-06-05	05	8,0	5/16"	3/8-19	30,5	16,70	28
1201760	502910-06-06	06	10,0	3/8"	3/8-19	30,5	16,70	28
1201754	502910-08-06	06	10,0	3/8"	1/2-14	34,5	21,00	38
1216843	502910-06-08	08	13,0	1/2"	3/8-19	30,5	16,70	28
1203048	502910-08-08	08	13,0	1/2"	1/2-14	35,0	21,00	38
1203085	502910-10-10	10	16,0	5/8"	5/8-14	38,0	23,00	40
1200423	502910-12-12	12	19,0	3/4"	3/4-14	41,5	26,50	46
1203084	502910-16-16	16	25,0	1"	1-11	50,5	33,30	58

// H10V0210

BSPP Bolt

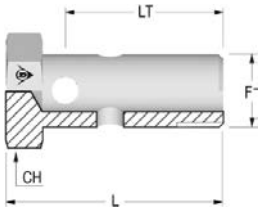

Item Code	DHFI Item number	ID	F1	LT	L	CH
		Dash		mm	mm	mm
1210366	570RLP-04-04	04	1/4-19	25,0	30,0	19,0
1210367	570RLP-06-06	06	3/8-19	31,0	38,0	22,0
1210365	570RLP-08-08	08	1/2-14	38,0	46,0	27,0
1210404	H10V0210-100000	10	5/8-14	42,0	51,0	28,0
1210403	570RLP-12-12	12	3/4-14	47,0	56,0	32,0
1210402	570RLP-16-16	16	1-11	58,0	69,0	38,0

Dimensions shown may be changed without prior notice

// DIN METRIC INSERTS

// H1211110

Metric Male 24° Seat - Light
DIN 3853 - CEL

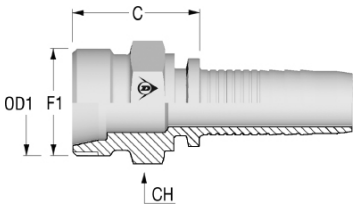

Item Code	DHFI Item number	Nut Type	ID			F1	OD1	C	CH
			Dash	mm	in		mm	mm	mm
1200451	501690-03-03	NA	03	5,0	3/16"	M12X1.5	6	20,8	14,0
1200481	501690-03-04	NA	04	6,0	1/4"	M12X1.5	6	21,3	14,0
1200482	501690-04-04	NA	04	6,0	1/4"	M14X1.5	8	21,3	14,0
1201558	501690-05-04	NA	04	6,0	1/4"	M16X1.5	10	23,3	17,0
1200518	501690-05-05	NA	05	8,0	5/16"	M16X1.5	10	23,3	17,0
1201086	501690-06-05	NA	05	8,0	5/16"	M18X1.5	12	24,3	19,0
1200314	501690-05-06	NA	06	10,0	3/8"	M16X1.5	10	23,3	17,0
1200315	501690-06-06	NA	06	10,0	3/8"	M18X1.5	12	24,3	19,0
1200320	501690-08-06	NA	06	10,0	3/8"	M22X1.5	15	25,3	22,0
1202565	501690-06-08	NA	08	13,0	1/2"	M18X1.5	12	25,1	19,0
1200358	501690-08-08	NA	08	13,0	1/2"	M22X1.5	15	26,1	22,0
1200362	501690-10-08	NA	08	13,0	1/2"	M26X1.5	18	27,1	27,0
1200401	501690-10-10	NA	10	16,0	5/8"	M26X1.5	18	27,1	27,0
1200432	501690-12-12	NA	12	19,0	3/4"	M30X2	22	31,6	32,0
1201372	501690-16-16	NA	16	25,0	1"	M36X2	28	34,4	36,0
1201373	501690-20-20	NA	20	32,0	1 1/4"	M45X2	35	40,0	46,0
1201374	501690-24-24	NA	24	38,0	1 1/2"	M52X2	42	42,0	55,0

Dimensions shown may be changed without prior notice

// H1221513

Metric Female 24° Cone with O-Ring - Light
DIN 3865 - DKOL

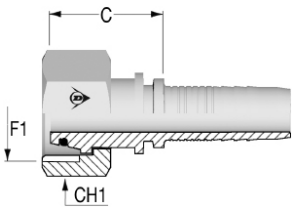

Item Code	DHFI Item number	Nut Type	ID			F1	OD1	C	CH1
			Dash	mm	in		mm	mm	mm
1200595	A50146-03-03	SN	03	5,0	3/16"	M12X1.5	6	23,9	14,0
1240278	A50146-03-04	TN	04	6,0	1/4"	M14X1.5	6	22,9	17,0
1200609	A50146-05-04	SN	04	6,0	1/4"	M16X1.5	10	25,4	19,0
1201060	A50146-06-04	SN	04	6,0	1/4"	M18X1.5	12	25,4	22,0
1238160	A50146-04-05	TN	05	8,0	5/16"	M14X1.5	8	47,7	17,0
1240279	A50146-05-05	TN	05	8,0	5/16"	M16X1.5	10	23,2	19,0
1200643	A50146-06-05	SN	05	8,0	5/16"	M18X1.5	12	25,4	22,0
1238161	A50146-05-06	TN	06	10,0	3/8"	M16X1.5	10	25,4	19,0
1200667	A50146-06-06	SN	06	10,0	3/8"	M18X1.5	12	25,4	22,0
1200670	A50146-08-06	SN	06	10,0	3/8"	M22X1.5	15	27,4	27,0
1238162	A50146-06-08	TN	08	13,0	1/2"	M18X1.5	12	24,0	22,0
1240280	A50146-08-08	TN	08	13,0	1/2"	M22X1.5	15	25,3	27,0
1201843	A50146-10-08	SN	08	13,0	1/2"	M26X1.5	18	29,2	32,0
1238163	A50146-08-10	TN	10	16,0	5/8"	M22X1.5	15	25,3	27,0
1240281	A50146-10-10	TN	10	16,0	5/8"	M26X1.5	18	25,0	32,0
1239646	A50146-10-12	TN	12	19,0	3/4"	M26X1.5	18	25,5	32,0
1200762	A50146-12-12	SN	12	19,0	3/4"	M30X2	22	31,7	36,0
1220609	A50146-16-12	SN	12	19,0	3/4"	M36X2	28	32,8	41,0
1201593	A50146-12-16	TN	16	25,0	1"	M30X2	22	44,6	36,0
1201385	A50146-16-16	SN	16	25,0	1"	M36X2	28	33,6	41,0
1225980	A50146-20-16	SN	16	25,0	1"	M45X2	35	38,5	50,0
1201386	A50146-20-20	SN	20	32,0	1 1/4"	M45X2	35	40,1	50,0
1201387	A50146-24-24	SN	24	38,0	1 1/2"	M52X2	42	40,5	60,0

Dimensions shown may be changed without prior notice

// H1221543

45° Metric Female 24° Cone with O-Ring - Light
DIN 3865 - DKOL 45
Solid one piece

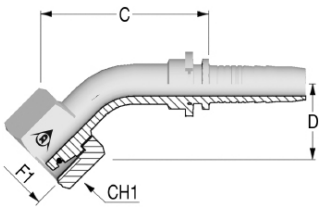

Item Code	DHFI Item number	Nut Type	ID			F1	OD1	C	D Drop	CH1
			Dash	mm	in		mm	mm	mm	mm
1200594	A50A51-03-03	SN	03	5,0	3/16"	M12X1.5	6	44,9	19,0	14,0
1216676	A50A51-03-04	CR	04	6,0	1/4"	M12X1.5	6	45,2	15,5	14,0
1200612	A50A51-04-04	SN	04	6,0	1/4"	M14X1.5	8	43,0	17,5	17,0
1201576	A50A51-05-04	SN	04	6,0	1/4"	M16X1.5	10	42,0	20,0	19,0
1225984	A50A51-04-05	SN	05	8,0	5/16"	M14X1.5	8	47,5	20,0	17,0
1200645	A50A51-05-05	SN	05	8,0	5/16"	M16X1.5	10	47,5	20,0	19,0
1200646	A50A51-06-05	SN	05	8,0	5/16"	M18X1.5	12	47,0	22,0	22,0
1239647	A50A51-05-06	TN	06	10,0	3/8"	M16X1.5	10	43,0	19,0	19,0
1200671	A50A51-06-06	SN	06	10,0	3/8"	M18X1.5	12	46,8	19,5	22,0
1239971	A50A51-06-08	TN	08	13,0	1/2"	M18X1.5	12	52,0	23,0	22,0
1200711	A50A51-08-08	SN	08	13,0	1/2"	M22X1.5	15	55,0	21,0	27,0
1200738	A50A51-10-10	SN	10	16,0	5/8"	M26X1.5	18	65,3	24,0	32,0
1240723	A50A51-10-12	TN	12	19,0	3/4"	M26X1.5	20	77,0	34,0	32,0
1200764	A50A51-12-12	SN	12	19,0	3/4"	M30X2	22	69,4	32,0	36,0
1225983	A50A51-12-16	TN	16	25,0	1"	M30X2	22	71,1	29,0	36,0
1201390	A50A51-16-16	SN	16	25,0	1"	M36X2	28	91,4	32,0	41,0
1201392	A50A51-20-20	SN	20	32,0	1 1/4"	M45X2	35	100,0	45,0	50,0
1202128	A50A51-24-24	SN	24	38,0	1 1/2"	M52X2	42	114,1	47,0	60,0

Dimensions shown may be changed without prior notice

// H1221593

90° Metric Female 24° Cone with O-Ring - Light
DIN 3865 - DKOL 90
Solid one piece

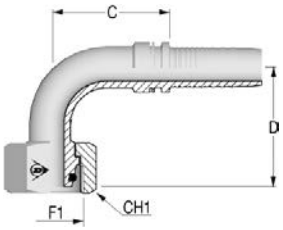

Item Code	DHFI Item number	Nut Type	ID			F1	OD1	C	D Drop	CH1
			Dash	mm	in		mm	mm	mm	mm
1200597	A50A50-03-03	SN	03	5,0	3/16"	M12X1.5	6	23,6	33,0	14,0
1239994	A50A50-03-04	TN	04	6,0	1/4"	M12X1.5	6	29,0	34,0	14,0
1200618	A50A50-04-04	SN	04	6,0	1/4"	M14X1.5	8	28,3	32,5	17,0
1200616	A50A50-05-04	SN	04	6,0	1/4"	M16X1.5	10	28,3	32,5	19,0
1203218	A50A50-06-04	SN	04	6,0	1/4"	M18X1.5	12	28,8	35,0	22,0
1200648	A50A50-05-05	SN	05	8,0	5/16"	M16X1.5	10	33,7	38,0	19,0
1200649	A50A50-06-05	SN	05	8,0	5/16"	M18X1.5	12	32,2	40,0	22,0
1239648	A50A50-05-06	TN	06	10,0	3/8"	M16X1.5	10	35,0	36,0	19,0
1200676	A50A50-06-06	SN	06	10,0	3/8"	M18X1.5	12	32,8	39,0	22,0
1200679	A50A50-08-06	SN	06	10,0	3/8"	M22X1.5	15	35,8	38,5	27,0
1238173	A50A50-06-08	TN	08	13,0	1/2"	M18X1.5	12	42,0	44,0	22,0
1200713	A50A50-08-08	SN	08	13,0	1/2"	M22X1.5	15	39,8	40,5	27,0
1203154	A50A50-10-08	SN	08	13,0	1/2"	M26X1.5	18	39,8	41,0	32,0
1201292	A50A50-08-10	SN	10	16,0	5/8"	M22X1.5	15	51,4	47,0	27,0
1200740	A50A50-10-10	SN	10	16,0	5/8"	M26X1.5	18	51,4	48,0	32,0
1200742	A50A50-12-10	SN	10	16,0	5/8"	M30X2	22	52,4	49,0	36,0
1239736	A50A50-10-12	TN	12	19,0	3/4"	M26X1.5	18	60,0	64,0	32,0
1200767	A50A50-12-12	SN	12	19,0	3/4"	M30X2	22	52,1	59,0	36,0
1216685	A50A50-16-12	SN	12	19,0	3/4"	M36X2	28	60,0	63,0	41,0
1225987	A50A50-12-16	TN	16	25,0	1"	M30X2	22	66,0	64,0	36,0
1201391	A50A50-16-16	SN	16	25,0	1"	M36X2	28	75,0	68,0	41,0
1216679	A50A50-16-20	TN	20	32,0	1 1/4"	M36X2	28	92,2	86,0	41,0
1201393	A50A50-20-20	SN	20	32,0	1 1/4"	M45X2	35	90,5	89,0	50,0
1201394	A50A50-24-24	SN	24	38,0	1 1/2"	M52X2	42	106,5	100,0	60,0

Dimensions shown may be changed without prior notice

// H1211210

Metric Male 24° Seat - Heavy
DIN 3853 - CES

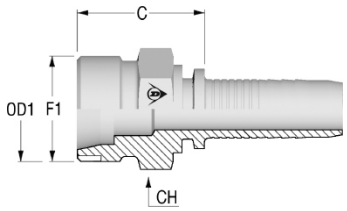

Item Code	DHFI Item number	Nut Type	ID			F1	OD1	C	CH
			Dash	mm	in		mm	mm	mm
1201828	501700-02-04	NA	04	6,0	1/4"	M14X1.5	6	24,3	17,0
1200485	501700-03-04	NA	04	6,0	1/4"	M16X1.5	8	24,3	17,0
1200477	501700-04-04	NA	04	6,0	1/4"	M18X1.5	10	25,3	19,0
1200521	501700-05-05	NA	05	8,0	5/16"	M20X1.5	12	25,3	22,0
1202267	501700-04-06	NA	06	10,0	3/8"	M18X1.5	10	25,3	19,0
1200316	501700-05-06	NA	06	10,0	3/8"	M20X1.5	12	25,3	22,0
1200319	501700-06-06	NA	06	10,0	3/8"	M22X1.5	14	27,3	22,0
1221728	501700-08-06	NA	06	10,0	3/8"	M24X1.5	16	28,1	24,0
1202564	501700-06-08	NA	08	13,0	1/2"	M22X1.5	14	28,1	22,0
1200360	501700-08-08	NA	08	13,0	1/2"	M24X1.5	16	29,1	24,0
1200364	501700-10-08	NA	08	13,0	1/2"	M30X2	20	33,1	32,0
1200403	501700-10-10	NA	10	16,0	5/8"	M30X2	20	33,1	32,0
1202526	501700-10-12	NA	12	19,0	3/4"	M30X2	20	33,6	32,0
1200434	501700-12-12	NA	12	19,0	3/4"	M36X2	25	37,6	36,0
1203151	501700-12-16	NA	16	25,0	1"	M36X2	25	38,4	36,0
1201375	501700-16-16	NA	16	25,0	1"	M42X2	30	42,4	46,0
1201376	501700-20-20	NA	20	32,0	1 1/4"	M52X2	38	48,0	55,0

Dimensions shown may be changed without prior notice

// H1221613

Metric Female 24° Cone with O-Ring - Heavy
DIN 3865 - DKOS

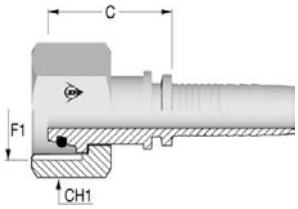

Item Code	DHFI Item number	Nut Type	ID			F1	OD1	C	CH1
			Dash	mm	in		mm	mm	mm
1200596	A50179-03-03	SN	03	5,0	3/16"	M16X1.5	8	27,2	19,0
1201827	A50179-02-04	SN	04	6,0	1/4"	M14X1.5	6	26,4	17,0
1200615	A50179-03-04	SN	04	6,0	1/4"	M16X1.5	8	27,7	19,0
1200610	A50179-04-04	SN	04	6,0	1/4"	M18X1.5	10	27,6	22,0
1201061	A50179-05-04	SN	04	6,0	1/4"	M20X1.5	12	27,6	24,0
1201832	A50179-04-05	SN	05	8,0	5/16"	M18X1.5	10	27,6	22,0
1200644	A50179-05-05	SN	05	8,0	5/16"	M20X1.5	12	27,6	24,0
1239671	A50179-03-06	TN	06	10,0	3/8"	M16X1.5	8	23,2	19,0
1238179	A50179-04-06	TN	06	10,0	3/8"	M18X1.5	10	22,3	22,0
1200668	A50179-05-06	SN	06	10,0	3/8"	M20X1.5	12	27,6	24,0
1200669	A50179-06-06	SN	06	10,0	3/8"	M22X1.5	14	31,1	27,0
1202570	A50179-08-06	SN	06	10,0	3/8"	M24X1.5	16	30,9	30,0
1239650	A50179-05-08	TN	08	13,0	1/2"	M20X1.5	12	23,2	24,0
1218557	A50179-06-08	SN	08	13,0	1/2"	M22X1.5	14	31,9	27,0
1200708	A50179-08-08	SN	08	13,0	1/2"	M24X1.5	16	31,7	30,0
1200710	A50179-10-08	SN	08	13,0	1/2"	M30X2	20	36,5	36,0
1200737	A50179-10-10	SN	10	16,0	5/8"	M30X2	20	36,5	36,0
1201732	A50179-10-12	SN	12	19,0	3/4"	M30X2	20	37,0	36,0
1200763	A50179-12-12	SN	12	19,0	3/4"	M36X2	25	40,2	46,0
1239744	A50179-10-16	TN	16	25,0	1"	M30X2	20	29,8	36,0
1203099	A50179-12-16	SN	16	25,0	1"	M36X2	25	41,0	46,0
1201388	A50179-16-16	SN	16	25,0	1"	M42X2	30	43,1	50,0
1216693	A50179-16-20	SN	20	32,0	1 1/4"	M42X2	30	44,7	50,0
1201389	A50179-20-20	SN	20	32,0	1 1/4"	M52X2	38	48,1	60,0
1216695	A50179-20-24	SN	24	38,0	1 1/2"	M52X2	38	48,1	60,0

Dimensions shown may be changed without prior notice

// H1221643

45° Metric Female 24° Cone with O-Ring - Heavy
DIN 3865 - DKOS 45
Solid one piece

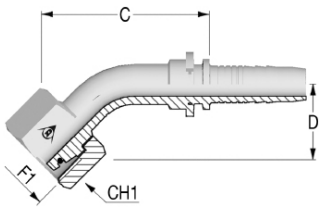

Item Code	DHFI Item number	Nut Type	ID			F1	OD1	C	D Drop	CH1
			Dash	mm	in		mm	mm	mm	mm
1216697	A50A56-02-04	SN	04	6,0	1/4"	M14X1.5	6	47,0	20,0	17,0
1200613	A50A56-03-04	SN	04	6,0	1/4"	M16X1.5	8	48,6	16,0	19,0
1200611	A50A56-04-04	SN	04	6,0	1/4"	M18X1.5	10	43,5	19,0	22,0
1240698	A50A56-04-05	SN	05	8,0	5/16"	M18X1.5	10	46,0	18,0	22,0
1200647	A50A56-05-05	SN	05	8,0	5/16"	M20X1.5	12	48,1	21,0	24,0
1226010	A50A56-03-06	SN	06	10,0	3/8"	M16X1.5	8	50,6	21,0	19,0
1239968	A50A56-04-06	TN	06	10,0	3/8"	M18X1.5	10	47,0	21,0	22,0
1200672	A50A56-05-06	SN	06	10,0	3/8"	M20X1.5	12	50,6	20,0	24,0
1200673	A50A56-06-06	SN	06	10,0	3/8"	M22X1.5	14	52,9	21,0	27,0
1242602	A50A56-05-08	TN	08	13,0	1/2"	M20X1.5	12	54,0	24,0	24,0
1200712	A50A56-08-08	SN	08	13,0	1/2"	M24X1.5	16	55,8	21,5	30,0
1201300	A50A56-10-10	SN	10	16,0	5/8"	M30X2	20	66,3	30,0	36,0
1202891	A50A56-10-12	SN	12	19,0	3/4"	M30X2	20	66,1	29,0	36,0
1200765	A50A56-12-12	SN	12	19,0	3/4"	M36X2	25	69,5	33,0	46,0
1203098	A50A56-12-16	SN	16	25,0	1"	M36X2	25	89,7	36,0	46,0
1201395	A50A56-16-16	SN	16	25,0	1"	M42X2	30	110,3	40,5	50,0
1201398	A50A56-20-20	SN	20	32,0	1 1/4"	M52X2	38	109,0	45,0	60,0

Dimensions shown may be changed without prior notice

// H1221693

90° Metric Female 24° Cone with O-Ring - Heavy
DIN 3865 - DKOS 90
Solid one piece

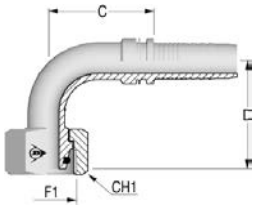

Item Code	DHFI Item number	Nut Type	ID			F1	OD1	C	D Drop	CH1
			Dash	mm	in		mm	mm	mm	mm
1201065	A50A57-02-04	SN	04	6,0	1/4"	M14X1.5	6	27,3	33,0	17,0
1200619	A50A57-03-04	SN	04	6,0	1/4"	M16X1.5	8	27,3	33,0	19,0
1200617	A50A57-04-04	SN	04	6,0	1/4"	M18X1.5	10	26,8	34,0	22,0
1216700	A50A57-04-05	SN	05	8,0	5/16"	M18X1.5	10	33,2	39,0	22,0
1200650	A50A57-05-05	SN	05	8,0	5/16"	M20X1.5	12	33,2	39,0	24,0
1239989	A50A57-03-06	TN	06	10,0	3/8"	M16X1.5	8	33,0	38,0	19,0
1239926	A50A57-04-06	TN	06	10,0	3/8"	M18X1.5	10	35,0	38,0	22,0
1200677	A50A57-05-06	SN	06	10,0	3/8"	M20X1.5	12	34,3	38,5	24,0
1200678	A50A57-06-06	SN	06	10,0	3/8"	M22X1.5	14	34,3	40,5	27,0
1240110	A50A57-05-08	TN	08	13,0	1/2"	M20X1.5	12	40,0	45,0	24,0
1200714	A50A57-08-08	SN	08	13,0	1/2"	M24X1.5	16	39,8	41,5	30,0
1201253	A50A57-10-08	SN	08	13,0	1/2"	M30X2	20	45,8	50,0	36,0
1240088	A50A57-08-10	TN	10	16,0	5/8"	M24X1.5	16	52,0	56,0	30,0
1200741	A50A57-10-10	SN	10	16,0	5/8"	M30X2	20	47,9	55,0	36,0
1200766	A50A57-10-12	SN	12	19,0	3/4"	M30X2	20	50,6	58,0	36,0
1200768	A50A57-12-12	SN	12	19,0	3/4"	M36X2	25	50,6	59,5	46,0
1203097	A50A57-12-16	SN	16	25,0	1"	M36X2	25	77,6	73,5	46,0
1201396	A50A57-16-16	SN	16	25,0	1"	M42X2	30	75,6	79,0	50,0
1201397	A50A57-20-20	SN	20	32,0	1 1/4"	M52X2	38	94,0	92,0	60,0

Dimensions shown may be changed without prior notice

// H1221313

Universal Metric Female

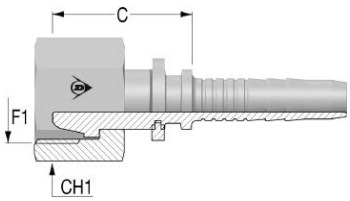

Item Code	DHFI Item number	Nut Type	ID			F1	F1	C	CH1
			Dash	mm	in	Dash Size		mm	mm
1200631	A50146-04-04U	SN	04	6,0	1/4"	14	M14X1.5	22,3	17,0
1200632	A50146-05-04U	SN	04	6,0	1/4"	16	M16X1.5	21,8	19,0
1200633	A50146-06-04U	SN	04	6,0	1/4"	18	M18X1.5	22,3	22,0
1200658	A50146-05-05U	SN	05	8,0	5/16"	16	M16X1.5	22,3	19,0
1200659	A50146-06-05U	SN	05	8,0	5/16"	18	M18X1.5	22,3	22,0
1200698	A50146-06-06U	SN	06	10,0	3/8"	18	M18X1.5	22,3	22,0
1200729	A50146-08-08U	SN	08	13,0	1/2"	22	M22X1.5	24,7	27,0
1200753	A50146-10-10U	SN	10	16,0	5/8"	26	M26X1.5	25,1	32,0

// H1221343

45° Universal Metric Female

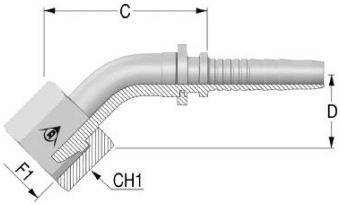

Item Code	DHFI Item number	Nut Type	ID			F1	F1	C	D Drop	CH1
			Dash	mm	in	Dash Size		mm	mm	mm
1216669	A50A51-04-04U	SN	04	6,0	1/4"	14	M14X1.5	36,5	16,0	17,0
1200660	A50A51-05-05U	SN	05	8,0	5/16"	16	M16X1.5	42,1	19,0	19,0
1201450	A50A51-06-06U	SN	06	10,0	3/8"	18	M18X1.5	42,8	20,0	22,0
1225972	A50A51-08-08U	SN	08	13,0	1/2"	22	M22X1.5	54,9	20,0	27,0
1225973	A50A51-10-10U	SN	10	16,0	5/8"	26	M26X1.5	54,0	22,0	32,0

Dimensions shown may be changed without prior notice

// H1221393

90° Universal Metric Female

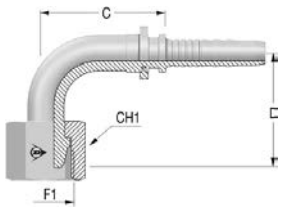

Item Code	DHFI Item number	Nut Type	ID			F1	F1	C	D Drop	CH1
			Dash	mm	in	Dash Size		mm	mm	mm
1225975	A50A50-04-04U	SN	04	6,0	1/4"	14	M14X1.5	29,9	28,5	17,0
1201452	A50A50-05-04U	SN	04	6,0	1/4"	16	M16X1.5	28,3	33,0	19,0
1200661	A50A50-05-05U	SN	05	8,0	5/16"	16	M16X1.5	34,2	36,0	19,0
1201323	A50A50-06-05U	SN	05	8,0	5/16"	18	M18X1.5	34,0	32,0	22,0
1200701	A50A50-06-06U	SN	06	10,0	3/8"	18	M18X1.5	32,8	37,0	22,0
1201580	A50A50-08-06U	SN	06	10,0	3/8"	22	M22X1.5	32,3	36,0	27,0
1200730	A50A50-08-08U	SN	08	13,0	1/2"	22	M22X1.5	39,8	40,0	27,0
1216672	A50A50-10-10U	SN	10	16,0	5/8"	26	M26X1.5	51,0	46,0	32,0

// H1221013

Metric Female 60° Cone - DIN 3863

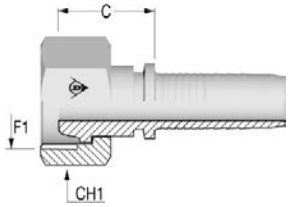

Item Code	DHFI Item number	Nut Type	ID			F1	F1	C	CH1
			Dash	mm	in	Dash Size		mm	mm
1200759	A50001-M30-12	SN	12	19,0	3/4"	30	M30X1.5	21,6	36,0
1201572	A50001-M38-16	SN	16	25,0	1"	38	M38X1.5	28,0	46,0

// H1221093

90° Metric Female 60° Cone - DIN 3863
Solid one piece

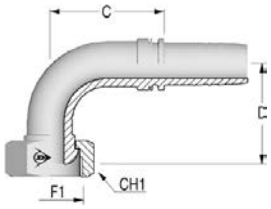

Item Code	DHFI Item number	Nut Type	ID			F1	F1	C	D Drop	CH1
			Dash	mm	in	Dash Size		mm	mm	mm
1202056	A50051-M30-12	SN	12	19,0	3/4"	30	M30X1.5	54,6	47,0	36,0
1201620	A50051-M38-16	SN	16	25,0	1"	38	M38X1.5	72,6	60,0	46,0

Dimensions shown may be changed without prior notice

// H1252010

Metric Straight Standpipe - DIN 2353 RSL/RSS

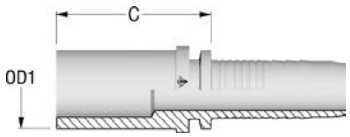

Item Code	DHFI Item number	ID			OD1	C
		Dash	mm	in	mm	mm
1200855	500930-03-03	03	5,0	3/16"	6	27,8
1200856	500930-04-03	03	5,0	3/16"	8	29,8
1200865	500930-03-04	04	6,0	1/4"	6	28,3
1200867	500930-04-04	04	6,0	1/4"	8	30,2
1200859	500940-04-04	04	6,0	1/4"	10	32,2
1200860	500930-06-04	04	6,0	1/4"	12	31,2
1200878	500930-04-05	05	8,0	5/16"	8	30,3
1200871	500940-04-05	05	8,0	5/16"	10	30,2
1200872	500930-06-05	05	8,0	5/16"	12	32,7
1200793	500940-04-06	06	10,0	3/8"	10	30,3
1200794	500930-06-06	06	10,0	3/8"	12	29,3
1200796	500940-06-06	06	10,0	3/8"	14	35,8
1200797	500930-08-06	06	10,0	3/8"	15	34,8
1216922	500940-04-08	08	13,0	1/2"	10	32,5
1200809	500930-06-08	08	13,0	1/2"	12	32,1
1200811	500940-06-08	08	13,0	1/2"	14	36,1
1200812	500930-08-08	08	13,0	1/2"	15	32,1
1200813	500940-08-08	08	13,0	1/2"	16	37,1
1200815	500930-10-08	08	13,0	1/2"	18	36,0
1200828	500930-10-10	10	16,0	5/8"	18	34,2
1200829	500940-10-10	10	16,0	5/8"	20	44,2
1200832	500930-12-10	10	16,0	5/8"	22	37,2
1200838	500940-10-12	12	19,0	3/4"	20	45,5
1200840	500930-12-12	12	19,0	3/4"	22	36,5
1200841	500940-12-12	12	19,0	3/4"	25	48,5
1201442	500940-12-16	16	25,0	1"	25	51,4
1201440	500930-16-16	16	25,0	1"	28	40,4
1201441	500940-16-16	16	25,0	1"	30	54,4
1214227	500940-20-16	16	25,0	1"	38	60,4
1214228	500940-16-20	20	32,0	1 1/4"	30	56,0
1201443	500930-20-20	20	32,0	1 1/4"	35	48,0
1201444	500940-20-20	20	32,0	1 1/4"	38	62,0
1203082	500940-20-24	24	38,0	1 1/2"	38	62,0
1201445	500930-24-24	24	38,0	1 1/2"	42	52,0

Dimensions shown may be changed without prior notice

// H1252040

45° Metric Standpipe
RSL 45/RSS 45 - DIN 2353
Solid one piece

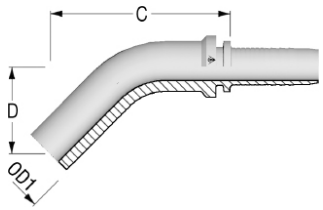

Item Code	DHFI Item number	ID			OD1	C	D Drop
		Dash	mm	in	mm	mm	mm
1200863	509490-03-04	04	6,0	1/4"	6	50,1	28,0
1200864	509490-04-04	04	6,0	1/4"	8	43,2	23,0
1200862	509500-04-04	04	6,0	1/4"	10	48,0	24,0
1200876	509500-04-05	05	8,0	5/16"	10	48,4	24,0
1200877	509490-06-05	05	8,0	5/16"	12	55,4	28,0
1200800	509500-04-06	06	10,0	3/8"	10	48,5	24,0
1200801	509490-06-06	06	10,0	3/8"	12	55,5	28,0
1200802	509500-06-06	06	10,0	3/8"	14	53,1	28,0
1200817	509490-08-08	08	13,0	1/2"	15	62,6	28,5
1200818	509500-08-08	08	13,0	1/2"	16	63,3	32,0
1200843	509490-12-12	12	19,0	3/4"	22	74,3	37,0
1200844	509500-12-12	12	19,0	3/4"	25	83,0	44,0
1214232	509500-16-16	16	25,0	1"	30	137,0	46,1

Dimensions shown may be changed without prior notice

// H1252090

90° Metric Standpipe
RSL 90/RSS 90 - DIN 2353
Solid one piece

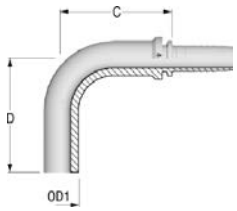

Item Code	DHFI Item number	ID			OD1	C	D Drop
		Dash	mm	in	mm	mm	mm
1200857	509390-03-03	03	5,0	3/16"	6	24,5	36,0
1200869	509390-03-04	04	6,0	1/4"	6	25,4	36,0
1200870	509390-04-04	04	6,0	1/4"	8	25,9	44,0
1200868	509400-04-04	04	6,0	1/4"	10	37,0	42,0
1202296	509390-06-04	04	6,0	1/4"	12	34,9	50,0
1200879	509390-05-05	05	8,0	5/16"	10	28,6	48,5
1200880	509390-06-05	05	8,0	5/16"	12	39,4	55,0
1200803	509400-04-06	06	10,0	3/8"	10	30,7	42,0
1200804	509390-06-06	06	10,0	3/8"	14	35,0	50,0
1200805	509400-06-06	06	10,0	3/8"	14	37,0	50,0
1218454	509390-06-08	08	13,0	1/2"	12	41,1	52,0
1200822	509390-08-08	08	13,0	1/2"	15	44,7	57,0
1200823	509400-08-08	08	13,0	1/2"	16	43,7	64,0
1203079	509390-10-08	08	13,0	1/2"	18	58,1	59,0
1200835	509390-10-10	10	16,0	5/8"	18	52,2	58,0
1200836	509400-10-10	10	16,0	5/8"	20	62,6	70,0
1210832	509390-12-10	10	16,0	5/8"	22	49,4	64,0
1203081	509400-10-12	12	19,0	3/4"	20	63,4	70,0
1200846	509390-12-12	12	19,0	3/4"	22	53,1	67,5
1200847	509400-12-12	12	19,0	3/4"	25	63,2	85,0
1214233	509400-12-16	16	25,0	1"	25	73,1	98,5
1202886	509390-16-16	16	25,0	1"	28	73,1	89,5
1214234	509400-16-16	16	25,0	1"	30	73,1	102,5
1214235	509390-20-20	20	32,0	1 1/4"	35	89,0	106,5

Dimensions shown may be changed without prior notice

// H1230910

Metric Banjo
RNM

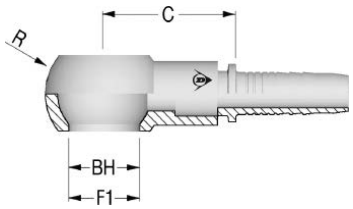

Item Code	DHFI Item number	ID			F1	C	BH	R
		Dash	mm	in		mm	mm	mm
1202577	500RL0-10-03	03	5,0	3/16"	M10X1.0	24,0	10,00	17
1200468	500RL0-10-04	04	6,0	1/4"	M10X1.0	25,0	10,00	17
1200469	500RL0-12-04	04	6,0	1/4"	M12X1.5	28,5	12,00	20
1200470	500RL0-14-04	04	6,0	1/4"	M14X1.5	27,5	14,00	24
1200513	500RL0-12-05	05	8,0	5/16"	M12X1.5	28,5	12,00	24
1200514	500RL0-14-05	05	8,0	5/16"	M14X1.5	27,5	14,00	24
1200515	500RL0-16-05	05	8,0	5/16"	M16X1.5	30,5	16,00	28
1200516	500RL0-18-05	05	8,0	5/16"	M18X1.5	28,5	18,00	32
1200309	500RL0-14-06	06	10,0	3/8"	M14X1.5	27,5	14,00	24
1200310	500RL0-16-06	06	10,0	3/8"	M16X1.5	30,5	16,00	28
1200311	500RL0-18-06	06	10,0	3/8"	M18X1.5	31,5	18,00	32
1200346	500RL0-18-08	08	13,0	1/2"	M18X1.5	32,0	18,00	32
1200347	500RL0-22-08	08	13,0	1/2"	M22X1.5	35,0	22,00	39
1200389	500RL0-22-10	10	16,0	5/8"	M22X1.5	35,0	22,00	39
1200422	500RL0-26-12	12	19,0	3/4"	M26X1.5	38,5	26,00	46
1203083	500RL0-30-16	16	25,0	1"	M30X1.5	42,5	30,00	54

// H10V0810

Metric Bolt

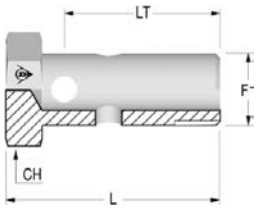

Item Code	DHFI Item number	ID	F1	LT	L	CH
		Dash		mm	mm	mm
1210374	570RLP-M10	10	M10X1.0	19,0	24,0	14,0
1210375	570RLP-M12	12	M12X1.5	24,0	29,0	17,0
1210368	570RLP-M14	14	M14X1.5	28,0	34,0	19,0
1210384	570RLP-M16	16	M16X1.5	34,0	41,0	22,0
1210369	570RLP-M18	18	M18X1.5	37,0	44,0	24,0
1210371	570RLP-M22	22	M22X1.5	41,0	48,0	27,0
1210406	H10V0810-260000	26	M26X1.5	42,0	52,0	32,0
1210405	H10V0810-300000	30	M30X1.5	51,0	62,0	38,0

Dimensions shown may be changed without prior notice

// PRESSURE WASHER

// H1224914

Universal Female for Pressure Washer

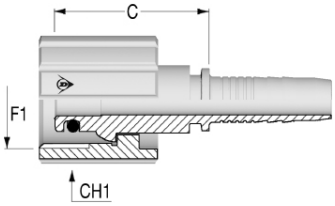

Item Code	DHFI Item number	Nut Type	ID			F1	F1	C	CH1
			Dash	mm	in	Dash Size		mm	mm
1203350	5004914-22-04	TN	04	6,0	1/4"	22	M22X1.5	36,8	35,0
1203351	5004914-22-05	TN	05	8,0	5/16"	22	M22X1.5	36,8	35,0
1203352	5004914-22-06	TN	06	10,0	3/8"	22	M22X1.5	36,8	35,0

Dimensions shown may be changed without prior notice

// SAE INSERTS

// H1226611

SAE Female Swivel 45° Seat

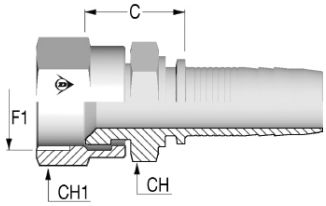

Item Code	DHFI Item number	Nut Type	ID			F1	F1	C	CH	CH1
			Dash	mm	in	Dash Size		mm	mm	mm
1202661	A50004-06-06	CR	06	10,0	3/8"	06	5/8-18	23,3	19,0	22,0
1226098	A50004-10-08	CR	08	13,0	1/2"	10	7/8-14	26,6	22,0	27,0
1202371	A50004-12-12	CR	12	19,0	3/4"	12	1 1/16-14	28,6	27,0	32,0

// H1213010

SAE Male Solid
O-Ring Boss

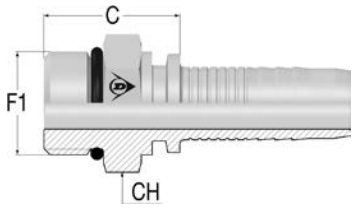

Item Code	DHFI Item number	Nut Type	ID			F1	F1	C	CH
			Dash	mm	in	Dash Size		mm	mm
1203147	H1213010-040400	NA	04	6,0	1/4"	04	7/16-20	20,3	14,0
1201833	H1213010-040500	NA	04	6,0	1/4"	05	1/2-20	21,3	16,0
1202519	H1213010-040600	NA	04	6,0	1/4"	06	9/16-18	22,3	17,0
1201834	H1213010-060600	NA	06	10,0	3/8"	06	9/16-18	23,3	19,0
1200337	H1213010-060800	NA	06	10,0	3/8"	08	3/4-16	24,3	22,0
1200338	H1213010-061000	NA	06	10,0	3/8"	10	7/8-14	26,8	27,0
1200382	H1213010-080800	NA	08	13,0	1/2"	08	3/4-16	25,1	22,0
1200383	H1213010-081000	NA	08	13,0	1/2"	10	7/8-14	27,6	27,0
1200381	H1213010-081200	NA	08	13,0	1/2"	12	1 1/16-12	32,1	32,0
1221652	H1213010-101000	NA	10	16,0	5/8"	10	7/8-14	27,6	24,0
1203146	H1213010-121000	NA	12	19,0	3/4"	10	7/8-14	28,1	27,0
1200445	H1213010-121200	NA	12	19,0	3/4"	12	1 1/16-12	32,6	32,0
1201836	H1213010-161600	NA	16	25,0	1"	16	1 5/16-12	35,4	38,0
1225859	H1213010-202000	NA	20	32,0	1 1/4"	20	1 5/8-12	39,0	46,0

Dimensions shown may be changed without prior notice

// H1213011

SAE Male Swivel O-Ring Boss

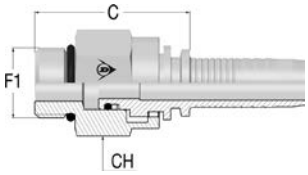

Item Code	DHFI Item number	Nut Type	ID			F1	F1	C	CH
			Dash	mm	in	Dash Size		mm	mm
1225927	H1213011-060600	CR	06	10,0	3/8"	06	9/16-18	40,5	22,0
1225928	H1213011-060800	CR	06	10,0	3/8"	08	3/4-16	22,0	22,0
1225929	H1213011-080800	CR	08	13,0	1/2"	08	3/4-16	23,0	25,0
1225930	H1213011-081000	CR	08	13,0	1/2"	10	7/8-14	23,0	25,0
1230553	H1213011-121200	CR	12	19,0	3/4"	12	1 1/16-12	49,6	32,0

// H1213081

90° Compact SAE Male Swivel O-Ring Boss

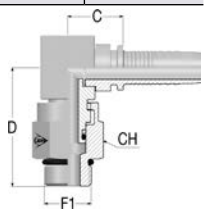

Item Code	DHFI Item number	Nut Type	ID			F1	F1	C	D Drop	CH
			Dash	mm	in	Dash Size		mm	mm	mm
1226490	H1213081-040500	CR	04	6,0	1/4"	05	1/2-20	17,0	34,0	17,0
1225933	H1213081-060800	CR	06	10,0	3/8"	08	3/4-16	22,0	44,0	25,0
1225934	H1213081-080800	CR	08	13,0	1/2"	08	3/4-16	23,0	47,0	25,0
1225935	H1213081-081000	CR	08	13,0	1/2"	10	7/8-14	23,0	49,0	25,0
1226492	H1213081-121200	CR	12	19,0	3/4"	12	1 1/16-12	27,0	61,0	32,0
1240593	H1213081-161600	CR	16	25,0	1"	16	1 5/16-12	34,4	67,5	41,0

Dimensions shown may be changed without prior notice

// JIC 37° INSERTS

// H1212510

JIC Male 37° Cone
AGJ

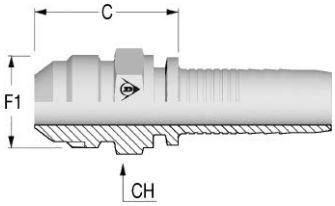

Item Code	DHFI Item number	Nut Type	ID			F1	F1	C	CH
			Dash	mm	in	Dash Size		mm	mm
1200457	500200-04-03	NA	03	5,0	3/16"	04	7/16-20	23,8	12,0
1200500	500200-04-04	NA	04	6,0	1/4"	04	7/16-20	25,3	12,0
1200499	500200-05-04	NA	04	6,0	1/4"	05	1/2-20	25,3	14,0
1200501	500200-06-04	NA	04	6,0	1/4"	06	9/16-18	26,3	17,0
1200534	500200-05-05	NA	05	8,0	5/16"	05	1/2-20	25,3	14,0
1200535	500200-06-05	NA	05	8,0	5/16"	06	9/16-18	26,3	17,0
1201087	500200-08-05	NA	05	8,0	5/16"	08	3/4-16	29,8	19,0
1200332	500200-06-06	NA	06	10,0	3/8"	06	9/16-18	26,3	17,0
1200330	500200-08-06	NA	06	10,0	3/8"	08	3/4-16	29,8	19,0
1200331	500200-10-06	NA	06	10,0	3/8"	10	7/8-14	33,8	24,0
1200375	500200-08-08	NA	08	13,0	1/2"	08	3/4-16	30,6	19,0
1200376	500200-10-08	NA	08	13,0	1/2"	10	7/8-14	34,6	24,0
1200374	500200-12-08	NA	08	13,0	1/2"	12	1 1/16-12	37,1	27,0
1200413	500200-10-10	NA	10	16,0	5/8"	10	7/8-14	34,6	24,0
1200411	500200-12-10	NA	10	16,0	5/8"	12	1 1/16-12	37,1	27,0
1200441	500200-12-12	NA	12	19,0	3/4"	12	1 1/16-12	37,6	27,0
1200442	500200-14-12	NA	12	19,0	3/4"	14	1 3/16-12	40,1	32,0
1200443	500200-16-12	NA	12	19,0	3/4"	16	1 5/16-12	42,6	36,0
1222989	500200-12-16	NA	16	25,0	1"	12	1 1/16-12	40,4	32,0
1201379	500200-16-16	NA	16	25,0	1"	16	1 5/16-12	43,4	36,0
1201380	500200-20-16	NA	16	25,0	1"	20	1 5/8-12	46,9	46,0
1201381	500200-20-20	NA	20	32,0	1 1/4"	20	1 5/8-12	48,5	46,0
1201785	500200-24-20	NA	20	32,0	1 1/4"	24	1 7/8-12	52,5	50,0
1201382	500200-24-24	NA	24	38,0	1 1/2"	24	1 7/8-12	52,5	50,0
1201383	500200-32-32	NA	32	51,0	2"	32	2 1/2-12	62,0	65,0

Dimensions shown may be changed without prior notice

// H1222511

JIC Female 37° Seat
DKJ

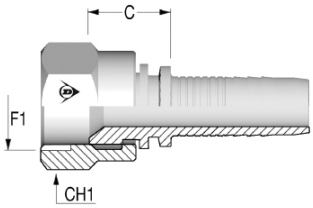

Item Code	DHFI Item number	Nut Type	ID			F1	F1	C	CH1
			Dash	mm	in	Dash Size		mm	mm
1200600	A50005-04-03	CR	03	5,0	3/16"	04	7/16-20	14,3	16,0
1200625	A50005-04-04	CR	04	6,0	1/4"	04	7/16-20	14,6	16,0
1200623	A50005-05-04	CR	04	6,0	1/4"	05	1/2-20	15,3	17,0
1200626	A50005-06-04	CR	04	6,0	1/4"	06	9/16-18	15,3	19,0
1200655	A50005-05-05	CR	05	8,0	5/16"	05	1/2-20	15,3	17,0
1200656	A50005-06-05	CR	05	8,0	5/16"	06	9/16-18	15,3	19,0
1200691	A50005-06-06	CR	06	10,0	3/8"	06	9/16-18	15,3	19,0
1200687	A50005-08-06	CR	06	10,0	3/8"	08	3/4-16	17,8	25,0
1200690	A50005-10-06	CR	06	10,0	3/8"	10	7/8-14	20,3	27,0
1200723	A50005-08-08	CR	08	13,0	1/2"	08	3/4-16	18,6	25,0
1200725	A50005-10-08	CR	08	13,0	1/2"	10	7/8-14	19,6	27,0
1200722	A50005-12-08	CR	08	13,0	1/2"	12	1 1/16-12	22,1	32,0
1200751	A50005-10-10	CR	10	16,0	5/8"	10	7/8-14	19,6	27,0
1200749	A50005-12-10	CR	10	16,0	5/8"	12	1 1/16-12	20,1	32,0
1201841	A50005-10-12	CR	12	19,0	3/4"	10	7/8-14	20,1	27,0
1200774	A50005-12-12	CR	12	19,0	3/4"	12	1 1/16-12	20,6	32,0
1200775	A50005-14-12	CR	12	19,0	3/4"	14	1 3/16-12	19,9	36,0
1200776	A50005-16-12	CR	12	19,0	3/4"	16	1 5/16-12	22,1	38,0
1201399	A50005-12-16	CR	16	25,0	1"	12	1 1/16-12	22,4	32,0
1201400	A50005-16-16	CR	16	25,0	1"	16	1 5/16-12	23,9	38,0
1201401	A50005-20-16	TN	16	25,0	1"	20	1 5/8-12	26,5	50,0
1202820	A50005-16-20	CR	20	32,0	1 1/4"	16	1 5/16-12	26,5	38,0
1201402	A50005-20-20	TN	20	32,0	1 1/4"	20	1 5/8-12	28,1	50,0
1201403	A50005-24-20	TN	20	32,0	1 1/4"	24	1 7/8-12	30,4	55,0
1201097	A50005-24-24	TN	24	38,0	1 1/2"	24	1 7/8-12	29,4	55,0
1201404	A50005-32-32	TN	32	51,0	2"	32	2 1/2-12	32,0	70,0

Dimensions shown may be changed without prior notice

// H1226511

JIC Female 37° Seat with Stem Hexagon DKJ

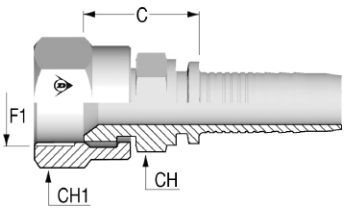

Item Code	DHFI Item number	Nut Type	ID			F1	F1	C	CH	CH1
			Dash	mm	in	Dash Size		mm	mm	mm
1200599	A50005-04-03SH	CR	03	5,0	3/16"	04	7/16-20	18,1	12,0	16,0
1200621	A50005-04-04SH	CR	04	6,0	1/4"	04	7/16-20	19,6	14,0	16,0
1202406	A50005-05-04SH	CR	04	6,0	1/4"	05	1/2-20	20,3	14,0	17,0
1200622	A50005-06-04SH	CR	04	6,0	1/4"	06	9/16-18	20,3	14,0	19,0
1201497	A50005-05-05SH	CR	05	8,0	5/16"	05	1/2-20	20,3	14,0	17,0
1201264	A50005-06-05SH	CR	05	8,0	5/16"	06	9/16-18	20,3	14,0	19,0
1203246	A50005-04-06	CR	06	10,0	3/8"	04	7/16-20	20,6	17,0	16,0
1223146	A50005-05-06	CR	06	10,0	3/8"	05	1/2-20	21,3	16,0	17,0
1200686	A50005-06-06SH	CR	06	10,0	3/8"	06	9/16-18	21,3	17,0	19,0
1200685	A50005-08-06SH	CR	06	10,0	3/8"	08	3/4-16	24,8	19,0	25,0
1201340	A50005-10-06SH	CR	06	10,0	3/8"	10	7/8-14	25,8	22,0	27,0
1203090	A50005-06-08SH	CR	08	13,0	1/2"	06	9/16-18	23,1	19,0	19,0
1200720	A50005-08-08SH	CR	08	13,0	1/2"	08	3/4-16	25,6	19,0	25,0
1200721	A50005-10-08SH	CR	08	13,0	1/2"	10	7/8-14	26,6	22,0	27,0
1210833	A50005-12-08SH	CR	08	13,0	1/2"	12	1 1/16-12	28,1	25,0	32,0
1203329	A50005-08-10SH	CR	10	16,0	5/8"	08	3/4-16	26,6	24,0	25,0
1201728	A50005-10-10SH	CR	10	16,0	5/8"	10	7/8-14	27,6	24,0	27,0
1201464	A50005-12-10SH	CR	10	16,0	5/8"	12	1 1/16-12	28,1	25,0	32,0
1202895	A50005-10-12SH	CR	12	19,0	3/4"	10	7/8-14	28,1	27,0	27,0
1201333	A50005-12-12SH	CR	12	19,0	3/4"	12	1 1/16-12	28,6	27,0	32,0
1214219	A50005-12-14SH	CR	12	19,0	3/4"	14	1 3/16-12	29,9	32,0	36,0
1203089	A50005-16-12SH	CR	12	19,0	3/4"	16	1 5/16-12	32,1	32,0	38,0
1203243	A50005-16-14SH	CR	14	22,0	7/8"	16	1 5/16-12	32,1	32,0	38,0
1203088	A50005-12-16SH	CR	16	25,0	1"	12	1 1/16-12	31,4	32,0	32,0
1202408	A50005-16-16SH	CR	16	25,0	1"	16	1 5/16-12	32,9	32,0	38,0
1214220	A50005-20-16SH	TN	16	25,0	1"	20	1 5/8-12	37,5	41,0	50,0
1216813	A50005-20-18SH	TN	-	29,0	1 1/8"	20	1 5/8-12	37,5	41,0	50,0
1216812	A50005-16-20SH	CR	20	32,0	1 1/4"	16	1 5/16-12	37,5	41,0	38,0
1202483	A50005-20-20SH	TN	20	32,0	1 1/4"	20	1 5/8-12	39,1	41,0	50,0
1226093	A50005-24-20SH	TN	20	32,0	1 1/4"	24	1 7/8-12	43,4	50,0	55,0
1216814	A50005-24-22SH	TN	-	35,0	1 3/8"	24	1 7/8-12	43,4	50,0	55,0
1216815	A50005-24-24SH	TN	24	38,0	1 1/2"	24	1 7/8-12	43,4	50,0	55,0
1216816	A50005-32-32SH	TN	32	51,0	2"	32	2 1/2-12	49,0	65,0	70,0

Dimensions shown may be changed without prior notice

// H1222541-M

45° JIC Female 37° Seat - Medium Drop
DKJ 45M
Solid one piece

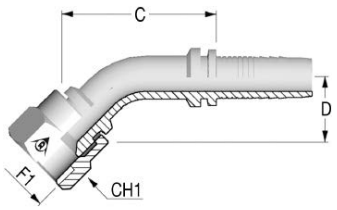

Item Code	DHFI Item number	Nut Type	ID			F1	F1	C	D Drop	CH1
			Dash	mm	in	Dash Size		mm	mm	mm
1202821	A50064-04-03	CR	03	5,0	3/16"	04	7/16-20	37,1	10,0	16,0
1202822	A50064-04-04	CR	04	6,0	1/4"	04	7/16-20	36,6	10,0	16,0
1202823	A50064-05-04	CR	04	6,0	1/4"	05	1/2-20	37,2	12,0	17,0
1202824	A50064-06-04	CR	04	6,0	1/4"	06	9/16-18	39,4	11,0	19,0
1202825	A50064-05-05	CR	05	8,0	5/16"	05	1/2-20	39,8	12,0	17,0
1202826	A50064-06-05	CR	05	8,0	5/16"	06	9/16-18	42,8	12,0	19,0
1202827	A50064-06-06	CR	06	10,0	3/8"	06	9/16-18	46,3	11,0	19,0
1202791	A50064-08-06	CR	06	10,0	3/8"	08	3/4-16	47,2	15,0	25,0
1202828	A50064-08-08	CR	08	13,0	1/2"	08	3/4-16	51,6	15,0	25,0
1202829	A50064-10-08	CR	08	13,0	1/2"	10	7/8-14	50,7	16,0	27,0
1202830	A50064-12-08	CR	08	13,0	1/2"	12	1 1/16-12	57,0	21,0	32,0
1202832	A50064-10-10	CR	10	16,0	5/8"	10	7/8-14	62,2	19,0	27,0
1202831	A50064-12-10	CR	10	16,0	5/8"	12	1 1/16-12	68,6	21,0	32,0
1202833	A50064-12-12	CR	12	19,0	3/4"	12	1 1/16-12	67,5	21,0	32,0
1200778	A50064-14-12	CR	12	19,0	3/4"	14	1 3/16-12	67,6	23,0	36,0
1202834	A50064-16-12	CR	12	19,0	3/4"	16	1 5/16-12	71,4	26,0	38,0
1202835	A50064-16-16	CR	16	25,0	1"	16	1 5/16-12	79,4	24,0	38,0
1202836	A50064-20-16	TN	16	25,0	1"	20	1 5/8-12	83,8	37,0	50,0
1202837	A50064-20-20	TN	20	32,0	1 1/4"	20	1 5/8-12	97,1	37,0	50,0
1202839	A50064-24-24	TN	24	38,0	1 1/2"	24	1 7/8-12	112,7	43,0	55,0
1202840	A50064-32-32	TN	32	51,0	2"	32	2 1/2-12	159,9	67,0	70,0

Dimensions shown may be changed without prior notice

// H1222591-S

90° JIC Female 37° Seat - Short Drop
DKJ 90S
Solid one piece

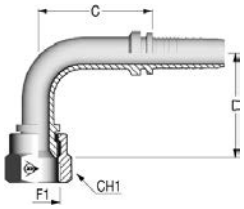

Item Code	DHFI Item number	Nut Type	ID			F1	F1	C	D Drop	CH1
			Dash	mm	in	Dash Size		mm	mm	mm
1202841	A50054-04-03S	CR	03	5,0	3/16"	04	7/16-20	26,7	21,0	16,0
1202772	A50054-04-04S	CR	04	6,0	1/4"	04	7/16-20	27,0	21,0	16,0
1203118	A50054-05-04S	CR	04	6,0	1/4"	05	1/2-20	26,5	23,5	17,0
1202788	A50054-06-04S	CR	04	6,0	1/4"	06	9/16-18	31,0	23,0	19,0
1203116	A50054-06-05S	CR	05	8,0	5/16"	06	9/16-18	42,7	23,0	19,0
1216771	A50054-05-06S	CR	06	10,0	3/8"	05	1/2-20	33,3	25,0	17,0
1203032	A50054-06-06S	CR	06	10,0	3/8"	06	9/16-18	42,3	25,0	19,0
1203033	A50054-08-06S	CR	06	10,0	3/8"	08	3/4-16	48,8	29,0	25,0
1203034	A50054-08-08S	CR	08	13,0	1/2"	08	3/4-16	46,4	29,0	25,0
1202815	A50054-10-08S	CR	08	13,0	1/2"	10	7/8-14	45,8	32,0	27,0
1202744	A50054-12-08S	CR	08	13,0	1/2"	12	1 1/16-12	37,3	46,0	32,0
1203035	A50054-10-10S	CR	10	16,0	5/8"	10	7/8-14	36,5	32,0	27,0
1202745	A50054-12-10S	CR	10	16,0	5/8"	12	1 1/16-12	47,9	48,0	32,0
1202845	A50054-12-12S	CR	12	19,0	3/4"	12	1 1/16-12	58,2	46,0	32,0
1200780	A50054-14-12	CR	12	19,0	3/4"	14	1 3/16-12	49,6	52,5	36,0
1202846	A50054-16-12S	CR	12	19,0	3/4"	16	1 5/16-12	53,6	53,0	38,0
1203036	A50054-16-16S	CR	16	25,0	1"	16	1 5/16-12	74,0	56,0	38,0

Dimensions shown may be changed without prior notice

// H1222591-M

90° JIC Female 37° Seat - Medium Drop
DKJ 90M
Solid one piece

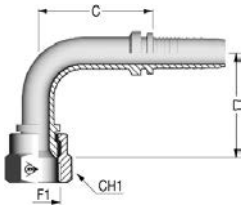

Item Code	DHFI Item number	Nut Type	ID			F1	F1	C	D Drop	CH1
			Dash	mm	in	Dash Size		mm	mm	mm
1202792	A50054-04-03	CR	03	5,0	3/16"	04	7/16-20	33,5	32,0	16,0
1202739	A50054-04-04	CR	04	6,0	1/4"	04	7/16-20	34,2	32,0	16,0
1202740	A50054-05-04	CR	04	6,0	1/4"	05	1/2-20	25,7	30,0	17,0
1202793	A50054-06-04	CR	04	6,0	1/4"	06	9/16-18	28,5	38,0	19,0
1202794	A50054-05-05	CR	05	8,0	5/16"	05	1/2-20	34,2	32,0	17,0
1202731	A50054-06-05	CR	05	8,0	5/16"	06	9/16-18	33,2	35,0	19,0
1202742	A50054-06-06	CR	06	10,0	3/8"	06	9/16-18	31,3	35,0	19,0
1202732	A50054-08-06	CR	06	10,0	3/8"	08	3/4-16	39,5	41,0	25,0
1200693	A50054-10-06	CR	06	10,0	3/8"	10	7/8-14	44,6	47,0	27,0
1202743	A50054-08-08	CR	08	13,0	1/2"	08	3/4-16	37,2	40,0	25,0
1202741	A50054-10-08	CR	08	13,0	1/2"	10	7/8-14	43,3	47,0	27,0
1202844	A50054-10-10	CR	10	16,0	5/8"	10	7/8-14	49,4	48,0	27,0
1216778	A50054-12-10	CR	10	16,0	5/8"	12	1 1/16-12	47,9	58,0	32,0
1202746	A50054-12-12	CR	12	19,0	3/4"	12	1 1/16-12	52,4	54,0	32,0
1216780	A50054-16-12	CR	12	19,0	3/4"	16	1 5/16-12	52,6	72,0	38,0
1202847	A50054-16-16	CR	16	25,0	1"	16	1 5/16-12	72,6	71,5	38,0
1202848	A50054-20-16	TN	16	25,0	1"	20	1 5/8-12	72,6	78,0	50,0
1202849	A50054-20-20	TN	20	32,0	1 1/4"	20	1 5/8-12	82,4	78,0	50,0
1202850	A50054-24-20	TN	20	32,0	1 1/4"	24	1 7/8-12	87,3	82,0	55,0
1202851	A50054-24-24	TN	24	38,0	1 1/2"	24	1 7/8-12	95,3	92,0	55,0
1202852	A50054-32-32	TN	32	51,0	2"	32	2 1/2-12	129,5	140,0	70,0

// H1222591-L

90° JIC Female 37° Seat - Long Drop
DKJ 90L
Solid one piece

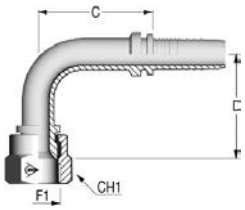

Item Code	DHFI Item number	Nut Type	ID			F1	F1	C	D Drop	CH1
			Dash	mm	in	Dash Size		mm	mm	mm
1203131	A50054-04-04L	CR	04	6,0	1/4"	04	7/16-20	30,8	46,0	16,0
1214215	A50054-05-04L	CR	04	6,0	1/4"	05	1/2-20	31,3	45,0	17,0
1203115	A50054-06-06L	CR	06	10,0	3/8"	06	9/16-18	43,3	54,0	19,0
1202842	A50054-08-06L	CR	06	10,0	3/8"	08	3/4-16	46,8	64,0	25,0
1214216	A50054-08-08L	CR	08	13,0	1/2"	08	3/4-16	49,9	64,0	25,0
1202843	A50054-10-08L	CR	08	13,0	1/2"	10	7/8-14	37,3	65,0	27,0
1203114	A50054-10-10L	CR	10	16,0	5/8"	10	7/8-14	49,9	65,0	27,0
1203112	A50054-12-12L	CR	12	19,0	3/4"	12	1 1/16-12	54,1	95,0	32,0
1203111	A50054-16-16L	CR	16	25,0	1"	16	1 5/16-12	78,6	114,0	38,0

Dimensions shown may be changed without prior notice

// NPTF INSERTS

// H1212810

NPTF Male 60° Seat
AGN

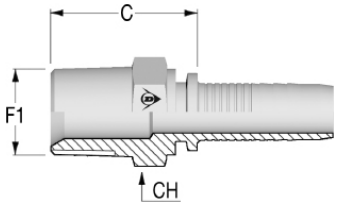

Item Code	DHFI Item number	Nut Type	ID			F1	F1	C	CH
			Dash	mm	in	Dash Size		mm	mm
1200448	500170-02-03	NA	03	5,0	3/16"	02	1/8-27	20,8	12,0
1200466	500170-02-04	NA	04	6,0	1/4"	02	1/8-27	21,3	14,0
1228235	50017P-04-04	NA	04	6,0	1/4"	04	1/4-18	26,8	14,3
1200467	500170-06-04	NA	04	6,0	1/4"	06	3/8-18	27,8	19,0
1203150	500170-08-04	NA	04	6,0	1/4"	08	1/2-14	31,3	22,0
1200511	500170-04-05	NA	05	8,0	5/16"	04	1/4-18	26,8	17,0
1200512	500170-06-05	NA	05	8,0	5/16"	06	3/8-18	27,8	19,0
1200307	500170-04-06	NA	06	10,0	3/8"	04	1/4-18	26,8	17,0
1200308	500170-06-06	NA	06	10,0	3/8"	06	3/8-18	27,8	19,0
1200306	500170-08-06	NA	06	10,0	3/8"	08	1/2-14	31,3	22,0
1200345	500170-06-08	NA	08	13,0	1/2"	06	3/8-18	28,6	19,0
1200343	500170-08-08	NA	08	13,0	1/2"	08	1/2-14	32,1	22,0
1200344	500170-12-08	NA	08	13,0	1/2"	12	3/4-14	34,1	27,0
1200387	500170-08-10	NA	10	16,0	5/8"	08	1/2-14	33,1	24,0
1200388	500170-12-10	NA	10	16,0	5/8"	12	3/4-14	34,1	27,0
1203149	500170-08-12	NA	12	19,0	3/4"	08	1/2-14	33,6	27,0
1200421	500170-12-12	NA	12	19,0	3/4"	12	3/4-14	34,6	27,0
1200420	500170-16-12	NA	12	19,0	3/4"	16	1-11 1/2	43,6	36,0
1216610	500170-16-14	NA	14	22,0	7/8"	16	1-11 1/2	43,6	36,0
1202282	500170-12-16	NA	16	25,0	1"	12	3/4-14	39,4	36,0
1201366	500170-16-16	NA	16	25,0	1"	16	1-11 1/2	44,4	36,0
1201367	500170-20-16	NA	16	25,0	1"	20	1 1/4-11 1/2	47,4	46,0
1216611	500170-20-18	NA	-	29,0	1 1/8"	20	1 1/4-11 1/2	47,4	46,0
1201368	500170-20-20	NA	20	32,0	1 1/4"	20	1 1/4-11 1/2	49,0	46,0
1216612	500170-24-22	NA	-	35,0	1 3/8"	24	1 1/2-11 1/2	50,5	50,0
1201369	500170-24-24	NA	24	38,0	1 1/2"	24	1 1/2-11 1/2	50,5	50,0
1216613	500170-32-29	NA	29	46,0	1 13/16"	32	2-11 1/2	54,2	65,0
1201370	500170-32-32	NA	32	51,0	2"	32	2-11 1/2	54,2	65,0

Dimensions shown may be changed without prior notice

// H1222810

NPTF Female Solid

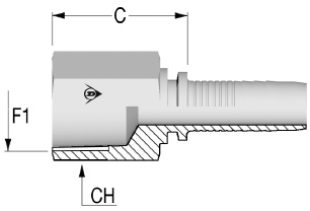

Item Code	DHFI Item number	Nut Type	ID			F1	F1	C	CH
			Dash	mm	in	Dash Size		mm	mm
1216794	H1222810-040200	NA	04	6,0	1/4"	02	1/8-27	22,3	14,0
1200464	H1222810-040400	NA	04	6,0	1/4"	04	1/4-18	27,8	19,0
1219145	H1222810-060600	NA	06	10,0	3/8"	06	3/8-18	28,8	22,0
1216795	H1222810-080800	NA	08	13,0	1/2"	08	1/2-14	35,6	25,0
1216796	H1222810-121200	NA	12	19,0	3/4"	12	3/4-14	38,1	32,0
1216797	H1222810-161600	NA	16	25,0	1"	16	1-11 1/2	44,9	38,0

// H1212811

NPTF Male Swivel 60° Seat

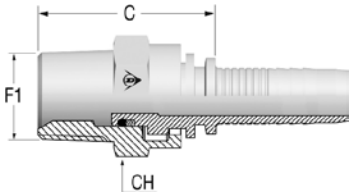

Item Code	DHFI Item number	Nut Type	ID			F1	F1	C	CH
			Dash	mm	in	Dash Size		mm	mm
1216614	500171-04-04	CR	04	6,0	1/4"	04	1/4-18	37,6	17,0
1216615	500171-06-04	CR	04	6,0	1/4"	06	3/8-18	39,5	22,0
1216616	500171-04-06	CR	06	10,0	3/8"	04	1/4-18	39,6	17,0
1214186	500171-06-06	CR	06	10,0	3/8"	06	3/8-18	37,5	22,0
1216617	500171-08-06	CR	06	10,0	3/8"	08	1/2-14	43,5	25,0
1216619	500171-06-08	CR	08	13,0	1/2"	06	3/8-18	38,3	22,0
1214187	500171-08-08	CR	08	13,0	1/2"	08	1/2-14	42,3	25,0
1216620	500171-12-12	CR	12	19,0	3/4"	12	3/4-14	50,1	32,0
1216621	500171-16-16	CR	16	25,0	1"	16	1-11 1/2	57,9	41,0

// H1212881

90° Compact NPTF Male Swivel 60° Seat

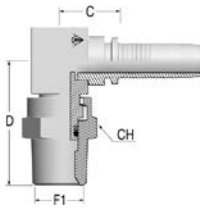

Item Code	DHFI Item number	Nut Type	ID			F1	F1	C	D Drop	CH
			Dash	mm	in	Dash Size		mm	mm	mm
1225918	H1212881-040400	CR	04	6,0	1/4"	04	1/4-18	17,0	39,0	17,0
1225920	H1212881-060600	CR	06	10,0	3/8"	06	3/8-18	20,0	41,0	22,0
1225921	H1212881-080800	CR	08	13,0	1/2"	08	1/2-14	23,0	48,0	25,0
1225922	H1212881-121200	CR	12	19,0	3/4"	12	3/4-14	27,0	61,0	32,0

Dimensions shown may be changed without prior notice

// NPSM INSERTS

// H1227311

NPSM Female

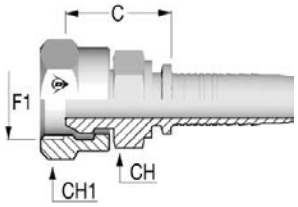

Item Code	DHFI Item number	Nut Type	ID			F1	F1	C	CH	CH1
			Dash	mm	in	Dash Size		mm	mm	mm
1203280	A50090-04-04	CR	04	6,0	1/4"	04	1/4-18	24,3	17,0	19,0
1216834	A50090-06-06	CR	06	10,0	3/8"	06	3/8-18	24,8	19,0	22,0
1202084	A50090-08-08	CR	08	13,0	1/2"	08	1/2-14	26,6	22,0	27,0
1216835	A50090-12-12	CR	12	19,0	3/4"	12	3/4-14	28,6	30,0	32,0
1216836	A50090-16-16	CR	16	25,0	1"	16	1-11 1/2	35,4	36,0	38,0

Dimensions shown may be changed without prior notice

// ORFS INSERTS

// H1212410

ORFS Male

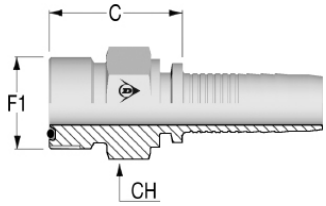

Item Code	DHFI Item number	Nut Type	ID			F1	F1	C	CH
			Dash	mm	in	Dash Size		mm	mm
1202488	50A290-04-04	NA	04	6,0	1/4"	04	9/16-18	22,3	17,0
1202489	50A290-06-04	NA	04	6,0	1/4"	06	11/16-16	24,3	19,0
1214185	50A290-06-05	NA	05	8,0	5/16"	06	11/16-16	24,3	19,0
1202490	50A290-06-06	NA	06	10,0	3/8"	06	11/16-16	24,3	19,0
1202491	50A290-08-06	NA	06	10,0	3/8"	08	13/16-16	26,3	22,0
1202055	50A290-10-06	NA	06	10,0	3/8"	10	1-14	29,8	27,0
1202492	50A290-08-08	NA	08	13,0	1/2"	08	13/16-16	27,1	22,0
1202054	50A290-10-08	NA	08	13,0	1/2"	10	1-14	30,6	27,0
1202493	50A290-12-08	NA	08	13,0	1/2"	12	1 3/16-12	34,1	32,0
1202892	50A290-10-10	NA	10	16,0	5/8"	10	1-14	30,6	27,0
1202494	50A290-12-10	NA	10	16,0	5/8"	12	1 3/16-12	34,1	32,0
1202495	50A290-10-12	NA	12	19,0	3/4"	10	1-14	31,1	27,0
1202496	50A290-12-12	NA	12	19,0	3/4"	12	1 3/16-12	34,6	32,0
1202497	50A290-16-12	NA	12	19,0	3/4"	16	1 7/16-12	38,1	41,0
1202498	50A290-16-16	NA	16	25,0	1"	16	1 7/16-12	37,9	38,0
1202499	50A290-20-16	NA	16	25,0	1"	20	1 11/16-12	39,9	46,0
1202500	50A290-20-20	NA	20	32,0	1 1/4"	20	1 11/16-12	41,5	46,0

Dimensions shown may be changed without prior notice

// H1222411

ORFS Female with Stem Hexagon

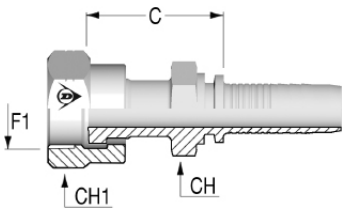

Item Code	DHFI Item number	Nut Type	ID			F1	F1	C	CH	CH1
			Dash	mm	in	Dash Size		mm	mm	mm
1203220	A50A26-04-03	CR	03	5,0	3/16"	04	9/16-18	26,8	14,0	17,0
1201586	A50A26-04-04	CR	04	6,0	1/4"	04	9/16-18	27,3	14,0	17,0
1201855	A50A26-06-04	CR	04	6,0	1/4"	06	11/16-16	30,3	17,0	22,0
1203143	A50A26-08-04	CR	04	6,0	1/4"	08	13/16-16	35,3	22,0	24,0
1201741	A50A26-06-05	CR	05	8,0	5/16"	06	11/16-16	30,3	17,0	22,0
1203237	A50A26-04-06	CR	06	10,0	3/8"	04	9/16-18	28,3	17,0	17,0
1202369	A50A26-06-06	CR	06	10,0	3/8"	06	11/16-16	30,3	17,0	22,0
1201339	A50A26-08-06	CR	06	10,0	3/8"	08	13/16-16	35,3	22,0	24,0
1202563	A50A26-06-08	CR	08	13,0	1/2"	06	11/16-16	32,1	19,0	22,0
1201338	A50A26-08-08	CR	08	13,0	1/2"	08	13/16-16	36,1	22,0	24,0
1202052	A50A26-10-08	CR	08	13,0	1/2"	10	1-14	39,6	24,0	30,0
1203053	A50A26-12-08	CR	08	13,0	1/2"	12	1 3/16-12	42,1	30,0	36,0
1203061	A50A26-08-10	CR	10	16,0	5/8"	08	13/16-16	37,1	24,0	24,0
1202612	A50A26-10-10	CR	10	16,0	5/8"	10	1-14	39,6	24,0	30,0
1201815	A50A26-12-10	CR	10	16,0	5/8"	12	1 3/16-12	42,1	30,0	36,0
1201782	A50A26-10-12	CR	12	19,0	3/4"	10	1-14	40,1	27,0	30,0
1202560	A50A26-12-12	CR	12	19,0	3/4"	12	1 3/16-12	42,6	30,0	36,0
1202053	A50A26-16-12	CR	12	19,0	3/4"	16	1 7/16-12	48,6	36,0	41,0
1203142	A50A26-12-16	CR	16	25,0	1"	12	1 3/16-12	45,4	32,0	36,0
1201446	A50A26-16-16	CR	16	25,0	1"	16	1 7/16-12	49,4	36,0	41,0
1203056	A50A26-20-16	CR	16	25,0	1"	20	1 11/16-12	50,4	41,0	50,0
1201447	A50A26-20-20	CR	20	32,0	1 1/4"	20	1 11/16-12	52,0	41,0	50,0
1226017	A50A26-24-20	CR	20	32,0	1 1/4"	24	2-12	56,5	50,0	60,0
1202046	A50A26-24-24	CR	24	38,0	1 1/2"	24	2-12	56,5	50,0	60,0

Dimensions shown may be changed without prior notice

// H1222443-M

45° ORFS Female - Medium Drop
DK ORFS 45M
Solid one piece

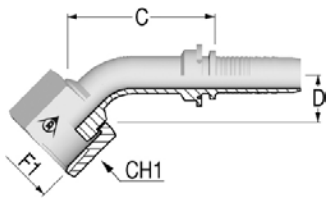

Item Code	DHFI Item number	Nut Type	ID			F1	F1	C	D Drop	CH1
			Dash	mm	in	Dash Size		mm	mm	mm
1202774	A50A27-04-04	SN	04	6,0	1/4"	04	9/16-18	41,1	11,0	17,0
1202775	A50A27-06-04	SN	04	6,0	1/4"	06	11/16-16	46,1	11,0	22,0
1202871	A50A27-06-05	SN	05	8,0	5/16"	06	11/16-16	46,3	12,0	22,0
1202776	A50A27-06-06	SN	06	10,0	3/8"	06	11/16-16	47,4	12,0	22,0
1202777	A50A27-08-06	SN	06	10,0	3/8"	08	13/16-16	51,2	15,0	24,0
1202854	A50A27-08-08	CR	08	13,0	1/2"	08	13/16-16	47,1	16,0	24,0
1202771	A50A27-10-08	SN	08	13,0	1/2"	10	1-14	50,4	16,5	30,0
1202819	A50A27-10-10	SN	10	16,0	5/8"	10	1-14	57,7	17,0	30,0
1202853	A50A27-12-10	SN	10	16,0	5/8"	12	1 3/16-12	63,1	21,0	36,0
1203060	A50A27-10-12	CR	12	19,0	3/4"	10	1-14	51,4	24,0	30,0
1202872	A50A27-12-12	SN	12	19,0	3/4"	12	1 3/16-12	63,5	21,0	36,0
1202915	M50A27-16-12	SN	12	19,0	3/4"	16	1 7/16-12	70,7	24,0	41,0
1202797	A50A27-16-16	SN	16	25,0	1"	16	1 7/16-12	82,4	26,0	41,0
1203141	A50A27-20-16	SN	16	25,0	1"	20	1 11/16-12	85,4	26,0	50,0
1202873	A50A27-20-20	SN	20	32,0	1 1/4"	20	1 11/16-12	97,4	26,0	50,0
1202874	A50A27-24-24	SN	24	38,0	1 1/2"	24	2-12	104,4	28,0	60,0

// H1222493-S

90° ORFS Female - Short Drop
DK ORFS 90S
Solid one piece

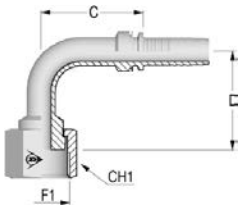

Item Code	DHFI Item number	Nut Type	ID			F1	F1	C	D Drop	CH1
			Dash	mm	in	Dash Size		mm	mm	mm
1202778	A50A28-04-04S	SN	04	6,0	1/4"	04	9/16-18	28,5	21,0	17,0
1202856	A50A28-06-04S	SN	04	6,0	1/4"	06	11/16-16	32,0	23,0	22,0
1202857	A50A28-06-05S	SN	05	8,0	5/16"	06	11/16-16	49,3	23,0	22,0
1202858	A50A28-06-06S	SN	06	10,0	3/8"	06	11/16-16	41,8	25,0	22,0
1202859	A50A28-08-06S	SN	06	10,0	3/8"	08	13/16-16	41,8	29,0	24,0
1203392	A50A28-06-08S	CR	08	13,0	1/2"	06	11/16-16	44,1	25,0	22,0
1202855	A50A28-08-08S	CR	08	13,0	1/2"	08	13/16-16	39,8	29,0	24,0
1203054	A50A28-10-08S	SN	08	13,0	1/2"	10	1-14	46,3	32,5	30,0
1203334	A50A28-12-08	SN	08	13,0	1/2"	12	1 3/16-12	56,3	51,0	36,0
1202860	A50A28-10-10S	SN	10	16,0	5/8"	10	1-14	52,3	32,5	30,0
1202861	A50A28-12-10	SN	10	16,0	5/8"	12	1 3/16-12	55,4	49,0	36,0
1202862	A50A28-12-12S	SN	12	19,0	3/4"	12	1 3/16-12	60,6	51,0	36,0
1203055	A50A28-16-12S	SN	12	19,0	3/4"	16	1 7/16-12	61,6	56,0	41,0
1203209	A50A28-12-16S	CR	16	25,0	1"	12	1 3/16-12	54,6	51,0	36,0
1202863	A50A28-16-16S	SN	16	25,0	1"	16	1 7/16-12	80,0	58,0	41,0
1203135	A50A28-20-16S	SN	16	25,0	1"	20	1 11/16-12	82,6	64,0	50,0
1203133	A50A28-20-20S	SN	20	32,0	1 1/4"	20	1 11/16-12	95,0	68,0	50,0
1214213	A50A28-24-24S	SN	24	38,0	1 1/2"	24	2-12	103,7	78,0	60,0

Dimensions shown may be changed without prior notice

// H1222493-M

90° ORFS Female - Medium Drop
DK ORFS 90M
Solid one piece

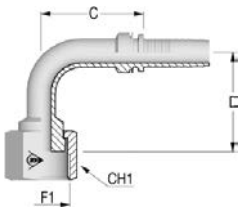

Item Code	DHFI Item number	Nut Type	ID			F1	F1	C	D Drop	CH1
			Dash	mm	in	Dash Size		mm	mm	mm
1202875	A50A28-04-04	SN	04	6,0	1/4"	04	9/16-18	29,8	32,0	17,0
1202715	A50A28-06-04	SN	04	6,0	1/4"	06	11/16-16	37,3	38,0	22,0
1202779	A50A28-06-05	SN	05	8,0	5/16"	06	11/16-16	40,7	34,0	22,0
1202780	A50A28-06-06	SN	06	10,0	3/8"	06	11/16-16	41,8	38,0	22,0
1202716	A50A28-08-06	SN	06	10,0	3/8"	08	13/16-16	43,8	41,0	24,0
1202781	A50A28-08-08	CR	08	13,0	1/2"	08	13/16-16	34,8	42,0	24,0
1202770	A50A28-10-08	SN	08	13,0	1/2"	10	1-14	48,3	47,0	30,0
1202782	A50A28-10-10	SN	10	16,0	5/8"	10	1-14	55,4	44,0	30,0
1203137	A50A28-12-10	SN	10	16,0	5/8"	12	1 3/16-12	55,4	58,0	36,0
1202783	A50A28-12-12	SN	12	19,0	3/4"	12	1 3/16-12	61,6	58,0	36,0
1202916	A50A28-16-12	SN	12	19,0	3/4"	16	1 7/16-12	65,6	71,0	41,0
1216748	A50A28-12-16	CR	16	25,0	1"	12	1 3/16-12	62,6	58,0	36,0
1202717	A50A28-16-16	SN	16	25,0	1"	16	1 7/16-12	82,6	66,0	41,0
1203069	A50A28-20-16	SN	16	25,0	1"	20	1 11/16-12	82,6	78,0	50,0
1202876	A50A28-20-20	SN	20	32,0	1 1/4"	20	1 11/16-12	97,0	78,0	50,0
1202877	A50A28-24-24	SN	24	38,0	1 1/2"	24	2-12	107,8	87,0	60,0

// H1222493-L

90° ORFS Female - Long Drop
DK ORFS 90L
Solid one piece

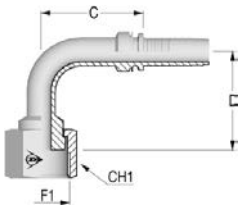

Item Code	DHFI Item number	Nut Type	ID			F1	F1	C	D Drop	CH1
			Dash	mm	in	Dash Size		mm	mm	mm
1210841	A50A42-04-04	SN	04	6,0	1/4"	04	9/16-18	32,8	46,0	17,0
1203139	A50A28-06-04L	SN	04	6,0	1/4"	06	11/16-16	34,8	54,0	22,0
1203138	A50A28-06-06L	SN	06	10,0	3/8"	06	11/16-16	41,8	54,0	22,0
1203057	A50A28-08-06L	SN	06	10,0	3/8"	08	13/16-16	46,8	64,0	24,0
1202922	A50A28-08-08L	CR	08	13,0	1/2"	08	13/16-16	38,3	64,0	24,0
1214208	A50A28-10-08L	SN	08	13,0	1/2"	10	1-14	46,3	70,0	30,0
1202918	A50A28-10-10L	SN	10	16,0	5/8"	10	1-14	55,4	70,0	30,0
1202919	A50A28-12-10L	SN	10	16,0	5/8"	12	1 3/16-12	55,4	96,0	36,0
1202920	A50A28-12-12L	SN	12	19,0	3/4"	12	1 3/16-12	61,6	96,0	36,0
1202921	A50A28-16-12L	SN	12	19,0	3/4"	16	1 7/16-12	61,6	118,0	41,0
1203136	A50A28-16-16L	SN	16	25,0	1"	16	1 7/16-12	82,6	114,0	41,0
1203134	A50A28-20-20L	SN	20	32,0	1 1/4"	20	1 11/16-12	97,0	129,0	50,0
1214212	A50A28-24-24L	SN	24	38,0	1 1/2"	24	2-12	110,8	141,0	60,0

Dimensions shown may be changed without prior notice

// FRENCH INSERTS

// H1211810

Metric Male
French Type

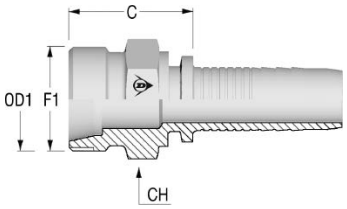

Item Code	DHFI Item number	Nut Type	ID			F1	OD1	C	CH
			Dash	mm	in		mm	mm	mm
1200522	501700-05-05F	NA	05	8,0	5/16"	M20X1.5	13,25	17,0	22,0
1200317	501700-05-06F	NA	06	10,0	3/8"	M20X1.5	13,25	25,3	22,0
1200361	501700-08-08F	NA	08	13,0	1/2"	M24X1.5	16,75	27,1	24,0
1200404	501700-10-10F	NA	10	16,0	5/8"	M30X1.5	21,25	31,1	30,0
1200435	501700-12-12F	NA	12	19,0	3/4"	M36X1.5	26,75	33,6	36,0

// H1221813

Metric Female
French Type

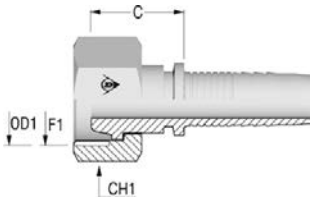

Item Code	DHFI Item number	Nut Type	ID			F1	OD1	C	CH1
			Dash	mm	in		mm	mm	mm
1200651	A50179-05-05F	SN	05	8,0	5/16"	M20X1.5	14	23,8	24,0
1200681	A50179-05-06F	SN	06	10,0	3/8"	M20X1.5	14	23,8	24,0
1200717	A50179-08-08F	SN	08	13,0	1/2"	M24X1.5	16	26,8	30,0
1200744	A50179-10-10F	SN	10	16,0	5/8"	M30X1.5	22	26,6	36,0
1200770	A50179-12-12F	SN	12	19,0	3/4"	M36X1.5	28	27,0	42,0

// H1221893

90° Metric Female
French type

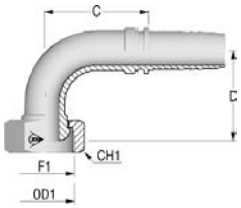

Item Code	DHFI Item number	Nut Type	ID			F1	OD1	C	D Drop	CH1
			Dash	mm	in		mm	mm	mm	mm
1200654	A50A57-05-05F	SN	05	8,0	5/16"	M20X1.5	14	32,5	36,5	24,0
1200683	A50A57-05-06F	SN	06	10,0	3/8"	M20X1.5	14	36,7	44,0	24,0
1200719	A50A57-08-08F	SN	08	13,0	1/2"	M24X1.5	16	39,5	46,0	30,0
1203156	A50A57-10-10F	SN	10	16,0	5/8"	M30X1.5	22	43,0	49,0	36,0
1200773	A50A57-12-12F	SN	12	19,0	3/4"	M36X1.5	28	46,6	48,5	42,0

Dimensions shown may be changed without prior notice

// JIS INSERTS

// H1223711

JIS Female 60° Cone - B 8363 (type C)

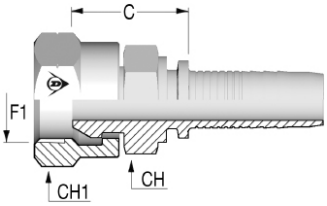

Item Code	DHFI Item number	Nut Type	ID			F1	F1	C	CH	CH1
			Dash	mm	in	Dash Size		mm	mm	mm
1203110	A50A02-04-04C	CR	04	6,0	1/4"	04	1/4-19	24,3	17,0	19,0
1203109	H1223711-060600	CR	06	10,0	3/8"	06	3/8-19	25,5	19,0	22,0
1203108	H1223711-080800	CR	08	13,0	1/2"	08	1/2-14	26,1	22,0	27,0
1226069	A50A02-08-10C	CR	10	16,0	5/8"	08	1/2-14	27,1	24,0	27,0
1226549	A50A02-12-10C	CR	10	16,0	5/8"	12	3/4-14	29,6	30,0	36,0
1203107	A50A02-12-12C	CR	12	19,0	3/4"	12	3/4-14	30,1	30,0	36,0
1214218	A50A02-16-16C	CR	16	25,0	1"	16	1-11	34,9	36,0	41,0

// H1223741

45° JIS Female 60° Cone - B 8363 (type C)

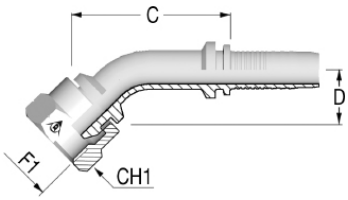

Item Code	DHFI Item number	Nut Type	ID			F1	F1	C	D Drop	CH1
			Dash	mm	in	Dash Size		mm	mm	mm
1216798	A50A07-04-04C	CR	04	6,0	1/4"	04	1/4-19	24,3	19,0	19,0
1216799	A50A07-06-06C	CR	06	10,0	3/8"	06	3/8-19	26,5	21,0	22,0
1216800	A50A07-08-08C	CR	08	13,0	1/2"	08	1/2-14	27,0	22,0	27,0
1216801	A50A07-12-12C	CR	12	19,0	3/4"	12	3/4-14	19,9	25,0	36,0

// H1223791

90° JIS Female 60° Cone - B 8363 (type C)

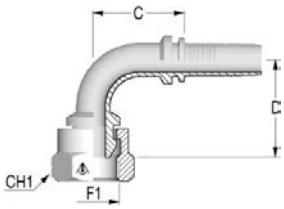

Item Code	DHFI Item number	Nut Type	ID			F1	F1	C	D Drop	CH1
			Dash	mm	in	Dash Size		mm	mm	mm
1216803	A50A06-04-04C	CR	04	6,0	1/4"	04	1/4-19	25,3	33,0	19,0
1216805	A50A06-06-06C	CR	06	10,0	3/8"	06	3/8-19	32,3	36,5	22,0
1216806	A50A06-08-08C	CR	08	13,0	1/2"	08	1/2-14	37,3	38,5	27,0

Dimensions shown may be changed without prior notice

// H122381Z

JIS Female 60° Seat Flare - B 8363 (type F)

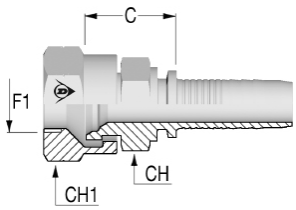

Item Code	DHFI Item number	Nut Type	ID			F1	F1	C	CH	CH1
			Dash	mm	in	Dash Size		mm	mm	mm
1202947	A50A02-04-04	CR	04	6,0	1/4"	04	1/4-19	20,8	17,0	19,0
1202879	A50A02-06-06	CR	06	10,0	3/8"	06	3/8-19	21,8	19,0	22,0
1202878	A50A02-08-08	CR	08	13,0	1/2"	08	1/2-14	23,6	22,0	27,0
1203106	A50A02-12-12	CR	12	19,0	3/4"	12	3/4-14	27,1	30,0	36,0
1203105	A50A02-16-16	CR	16	25,0	1"	16	1-11	32,9	36,0	41,0
1201585	A50A02-20-20	TN	20	32,0	1 1/4"	20	1 1/4-11	39,5	46,0	50,0
1201677	A50A02-24-24	TN	24	38,0	1 1/2"	24	1 1/2-11	41,5	50,0	55,0

// H122384Z

45° JIS Female 60° Seat Flare - B 8363 (type F)

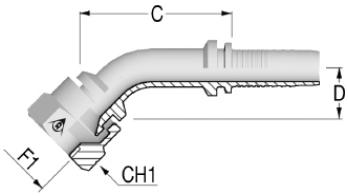

Item Code	DHFI Item number	Nut Type	ID			F1	F1	C	D Drop	CH1
			Dash	mm	in	Dash Size		mm	mm	mm
1203104	A50A07-04-04	CR	04	6,0	1/4"	04	1/4-19	42,5	15,0	19,0

// H122389Z

90° JIS Female 60° Seat Flare - B 8363 (type F)

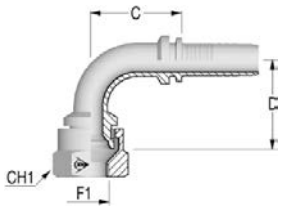

Item Code	DHFI Item number	Nut Type	ID			F1	F1	C	D Drop	CH1
			Dash	mm	in	Dash Size		mm	mm	mm
1203095	A50A06-04-04	CR	04	6,0	1/4"	04	1/4-19	27,3	29,5	19,0
1203094	A50A06-06-06	CR	06	10,0	3/8"	06	3/8-19	31,3	33,0	22,0
1203093	A50A06-08-08	CR	08	13,0	1/2"	08	1/2-14	37,3	36,5	27,0
1203092	A50A06-12-12	CR	12	19,0	3/4"	12	3/4-14	46,1	52,0	36,0
1203091	A50A06-16-16	CR	16	25,0	1"	16	1-11	77,1	64,5	41,0

Dimensions shown may be changed without prior notice

// KOMATSU INSERTS

// H1224011

Komatsu Female

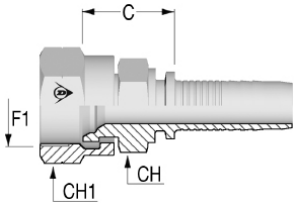

Item Code	DHFI Item number	Nut Type	ID			F1	F1	C	CH	CH1
			Dash	mm	in	Dash Size		mm	mm	mm
1200502	A50A03-04-04	CR	04	6,0	1/4"	14	M14X1.5	20,8	17,0	19,0
1216808	A50A03-04-06	CR	06	10,0	3/8"	14	M14X1.5	20,8	17,0	19,0
1200334	A50A03-06-06	CR	06	10,0	3/8"	18	M18X1.5	21,8	19,0	22,0
1202688	A50A03-08-08	CR	08	13,0	1/2"	22	M22X1.5	23,6	22,0	27,0
1200414	A50A03-10-10	CR	10	16,0	5/8"	24	M24X1.5	27,1	30,0	32,0
1200444	A50A03-12-12	CR	12	19,0	3/4"	30	M30X1.5	27,6	30,0	36,0
1201720	A50A03-16-16	CR	16	25,0	1"	33	M33X1.5	35,7	36,0	41,0

// H1244110

Komatsu Flange

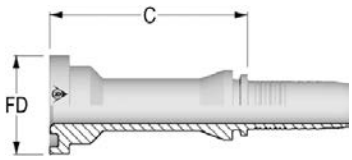

Item Code	DHFI Item number	ID			Flange	Flange Size	C	FD
		Dash	mm	in	Dash Size		mm	mm
1201625	H1244110-101000	10	16,0	5/8"	10	5/8	46,7	34,0

Dimensions shown may be changed without prior notice

// H1244140

45° Komatsu Flange
Solid one piece

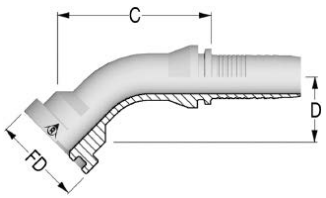

Item Code	DHFI Item number	ID			Flange	Flange Size	FD	C	D Drop
		Dash	mm	in	Dash Size		mm	mm	mm
1202066	H1244140-101000	10	16,0	5/8"	10	5/8	34,0	49,1	25,0

// H1244190

90° Komatsu Flange
Solid one piece

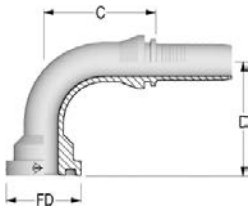

Item Code	DHFI Item number	ID			Flange	Flange Size	FD	C	D Drop
		Dash	mm	in	Dash Size		mm	mm	mm
1202067	H1244190-101000	10	16,0	5/8"	10	5/8	34,0	51,0	51,0

Dimensions shown may be changed without prior notice

// SAE FLANGES

// H1243310

Flange SAE 3000 PSI J518 Code 61 - SFL

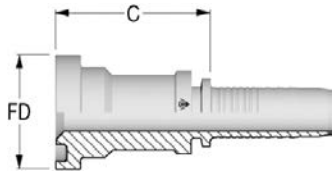

Item Code	DHFI Item number	ID			Flange	Flange Size	C	FD	WP
		Dash	mm	in	Dash Size		mm	mm	psi
1202747	500250-08-08	08	13,0	1/2"	08	1/2	41,0	30,2	5000
1202763	500250-12-08	08	13,0	1/2"	12	3/4	42,0	38,1	5000
1202801	500250-12-10	10	16,0	5/8"	12	3/4	42,2	38,1	5000
1201734	500250-12-12	12	19,0	3/4"	12	3/4	42,5	38,1	5000
1202750	500250-16-12	12	19,0	3/4"	16	1	50,5	44,5	5000
1201408	500250-16-16	16	25,0	1"	16	1	51,4	44,5	5000
1201409	500250-20-16	16	25,0	1"	20	1 1/4	53,9	50,8	4000
1221654	500250-16-20	20	32,0	1 1/4"	16	1	53,0	44,5	5000
1201410	500250-20-20	20	32,0	1 1/4"	20	1 1/4	55,5	50,8	4000
1201411	500250-24-20	20	32,0	1 1/4"	24	1 1/2	58,5	60,3	3000
1201412	500250-24-24	24	38,0	1 1/2"	24	1 1/2	58,5	60,3	3000
1201413	500250-32-24	24	38,0	1 1/2"	32	2	70,0	71,4	3000
1221662	500250-24-32	32	51,0	2"	24	1 1/2	66,0	60,3	3000
1201414	500250-32-32	32	51,0	2"	32	2	70,0	71,4	3000
1202074	500250-40-32	32	51,0	2"	40	2 1/2	83,0	84,1	2500
1226113	500250-32-40	40	63,0	2 1/2"	32	2	86,5	71,4	3000
1203063	500250-40-40	40	63,0	2 1/2"	40	2 1/2	86,5	84,1	2500

// H1243320

22° Flange SAE 3000 PSI J518 Code 61 - SFL 22
Solid one piece

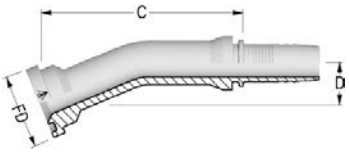

Item Code	DHFI Item number	ID			Flange	Flange Size	FD	C	D Drop	WP
		Dash	mm	in	Dash Size		mm	mm	mm	psi
1216854	500740-16-16	16	25,0	1"	16	1	44,5	92,7	12,0	5000
1216856	500740-20-20	20	32,0	1 1/4"	20	1 1/4	50,8	113,6	16,0	4000
1216857	500740-24-20	20	32,0	1 1/4"	24	1 1/2	60,3	114,7	20,5	3000
1216858	500740-24-24	24	38,0	1 1/2"	24	1 1/2	60,3	131,0	22,0	3000
1216859	500740-32-32	32	51,0	2"	32	2	71,4	153,0	30,0	3000

Dimensions shown may be changed without prior notice

// H1243330

30° Flange SAE 3000 PSI J518 Code 61 - SFL 30
Solid one piece

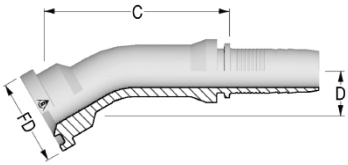

Item Code	DHFI Item number	ID			Flange	Flange Size	FD	C	D Drop	WP
		Dash	mm	in	Dash Size		mm	mm	mm	psi
1216861	500770-12-12	12	19,0	3/4"	12	3/4	38,1	80,8	12,0	5000
1216862	500770-16-12	12	19,0	3/4"	16	1	44,5	83,8	12,0	5000
1216863	500770-16-16	16	25,0	1"	16	1	44,5	89,8	12,0	5000
1216864	500770-20-16	16	25,0	1"	20	1 1/4	50,8	90,0	12,0	4000
1216866	500770-20-20	20	32,0	1 1/4"	20	1 1/4	50,8	102,4	12,0	4000
1216867	500770-24-20	20	32,0	1 1/4"	24	1 1/2	60,3	111,9	13,0	3000
1216868	500770-24-24	24	38,0	1 1/2"	24	1 1/2	60,3	128,6	23,0	3000
1216869	500770-32-24	24	38,0	1 1/2"	32	2	71,4	147,0	29,5	3000

// H1243340

45° Flange SAE 3000 PSI J518 Code 61 - SFL 45
Solid one piece

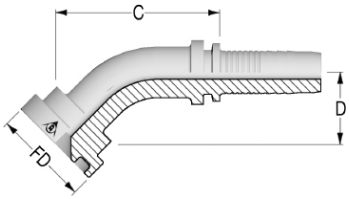

Item Code	DHFI Item number	ID			Flange	Flange Size	FD	C	D Drop	WP
		Dash	mm	in	Dash Size		mm	mm	mm	psi
1202748	500680-08-08	08	13,0	1/2"	08	1/2	30,2	52,9	22,0	5000
1202751	500680-12-08	08	13,0	1/2"	12	3/4	38,1	60,3	26,0	5000
1202678	500680-12-12	12	19,0	3/4"	12	3/4	38,1	73,7	32,0	5000
1202752	500680-16-12	12	19,0	3/4"	16	1	44,5	77,9	29,0	5000
1214223	500680-20-12	12	19,0	3/4"	20	1 1/4	50,8	81,5	30,0	5000
1202681	500680-16-16	16	25,0	1"	16	1	44,5	82,7	33,5	5000
1201845	500680-20-16	16	25,0	1"	20	1 1/4	50,8	82,2	36,0	4000
1216872	500680-16-20	20	32,0	1 1/4"	16	1	44,5	114,6	35,1	5000
1201848	500680-20-20	20	32,0	1 1/4"	20	1 1/4	50,8	95,1	37,5	4000
1202677	500680-24-20	20	32,0	1 1/4"	24	1 1/2	60,3	104,1	40,0	3000
1216873	500680-20-24	24	38,0	1 1/2"	20	1 1/4	50,8	144,9	49,5	4000
1202753	500680-24-24	24	38,0	1 1/2"	24	1 1/2	60,3	116,7	48,0	3000
1202754	500680-32-24	24	38,0	1 1/2"	32	2	71,4	135,6	55,5	3000
1201982	500680-32-32	32	51,0	2"	32	2	71,4	140,8	47,5	3000
1216874	500680-40-40	40	63,0	2 1/2"	40	2 1/2	84,1	139,0	53,0	2500

Dimensions shown may be changed without prior notice

// H1243360

60° Flange SAE 3000 PSI J518 Code 61 - SFL 60
Solid one piece

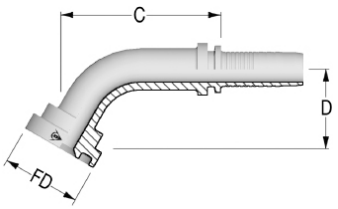

Item Code	DHFI Item number	ID			Flange	Flange Size	FD	C	D Drop	WP
		Dash	mm	in	Dash Size		mm	mm	mm	psi
1216878	500760-12-12	12	19,0	3/4"	12	3/4	38,1	85,7	37,0	5000
1216880	500760-16-12	16	25,0	1"	16	1	44,5	101,0	47,0	5000
1216881	500760-20-16	16	25,0	1"	20	1 1/4	50,8	106,6	43,5	4000
1216882	500760-20-20	20	32,0	1 1/4"	20	1 1/4	50,8	129,5	56,5	4000
1202882	500760-24-24	24	38,0	1 1/2"	24	1 1/2	60,3	151,5	57,0	3000
1216884	500760-32-32	32	51,0	2"	32	2	71,4	173,0	92,0	3000

// H1243390

90° Flange SAE 3000 PSI J518 Code 61 - SFL 90
Solid one piece

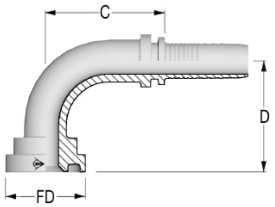

Item Code	DHFI Item number	ID			Flange	Flange Size	FD	C	D Drop	WP
		Dash	mm	in	Dash Size		mm	mm	mm	psi
1202749	500580-08-08	08	13,0	1/2"	08	1/2	30,2	45,8	42,0	5000
1202755	500580-12-08	08	13,0	1/2"	12	3/4	38,1	45,3	51,0	5000
1202805	500580-12-10	10	16,0	5/8"	12	3/4	38,1	49,4	51,0	5000
1202679	500580-12-12	12	19,0	3/4"	12	3/4	38,1	59,7	58,0	5000
1202756	500580-16-12	12	19,0	3/4"	16	1	44,5	66,2	64,5	5000
1202883	500580-20-12	12	19,0	3/4"	20	1 1/4	50,8	69,7	60,0	4000
1202680	500580-16-16	16	25,0	1"	16	1	44,5	70,6	67,0	5000
1201846	500580-20-16	16	25,0	1"	20	1 1/4	50,8	73,6	71,0	4000
1216894	500580-24-16	16	25,0	1"	24	1 1/2	60,3	93,1	75,0	3000
1202884	500580-16-20	20	32,0	1 1/4"	16	1	44,5	94,4	65,0	5000
1201847	500580-20-20	20	32,0	1 1/4"	20	1 1/4	50,8	88,0	84,0	4000
1202676	500580-24-20	20	32,0	1 1/4"	24	1 1/2	60,3	91,5	87,5	3000
1202806	500580-20-24	24	38,0	1 1/2"	20	1 1/4	50,8	93,6	93,0	4000
1202757	500580-24-24	24	38,0	1 1/2"	24	1 1/2	60,3	104,8	91,0	3000
1202758	500580-32-24	24	38,0	1 1/2"	32	2	71,4	104,8	115,0	3000
1216898	500580-24-32	32	51,0	2"	24	1 1/2	60,3	132,8	133,0	3000
1201983	500580-32-32	32	51,0	2"	32	2	71,4	129,3	130,0	3000
1203169	500580-40-32	32	51,0	2"	40	2 1/2	84,1	103,0	100,0	2500
1203364	500580-40-40	40	63,0	2 1/2"	40	2 1/2	84,1	137,2	125,0	2500

Dimensions shown may be changed without prior notice

// H1243610

Flange SAE 6000 PSI J518 Code 62 - SFS

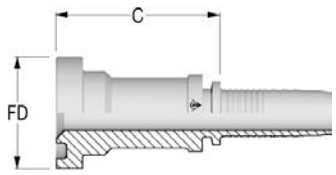

Item Code	DHFI Item number	ID			Flange	Flange Size	C	FD	WP
		Dash	mm	in	Dash Size		mm	mm	psi
1202511	501590-08-08	08	13,0	1/2"	08	1/2	47,0	31,8	6000
1202759	501590-12-08	08	13,0	1/2"	12	3/4	52,0	41,3	6000
1202807	501590-12-10	10	16,0	5/8"	12	3/4	52,2	41,3	6000
1202733	501590-12-12	12	19,0	3/4"	12	3/4	52,5	41,3	6000
1202760	501590-16-12	12	19,0	3/4"	16	1	55,5	47,6	6000
1216908	501590-12-16	16	25,0	1"	12	3/4	56,4	41,3	6000
1201415	501590-16-16	16	25,0	1"	16	1	56,4	47,6	6000
1201416	501590-20-16	16	25,0	1"	20	1 1/4	63,4	54,0	6000
1201417	501590-20-20	20	32,0	1 1/4"	20	1 1/4	83,0	54,0	6000
1201418	501590-24-20	20	32,0	1 1/4"	24	1 1/2	71,0	63,5	6000
1201419	501590-24-24	24	38,0	1 1/2"	24	1 1/2	101,0	63,5	6000
1201420	501590-32-24	24	38,0	1 1/2"	32	2	76,0	79,4	6000
1201421	501590-32-32	32	51,0	2"	32	2	76,0	79,4	6000

// H1243640

45° Flange SAE 6000 PSI J518 Code 62 - SFS 45
Solid one piece

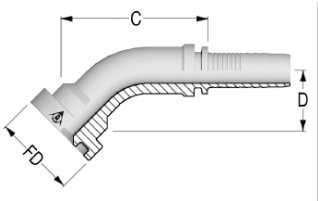

Item Code	DHFI Item number	ID			Flange	Flange Size	FD	C	D Drop	WP
		Dash	mm	in	Dash Size		mm	mm	mm	psi
1201729	501610-08-08	08	13,0	1/2"	08	1/2	31,8	56,5	23,0	6000
1202764	501610-12-08	08	13,0	1/2"	12	3/4	41,3	79,9	30,5	6000
1216910	501610-12-10	10	16,0	5/8"	12	3/4	41,3	69,0	31,0	6000
1202082	501610-12-12	12	19,0	3/4"	12	3/4	41,3	84,1	31,0	6000
1202083	501610-16-12	12	19,0	3/4"	16	1	47,6	80,0	33,5	6000
1201794	501610-16-16	16	25,0	1"	16	1	47,6	96,7	36,0	6000
1202091	501610-20-16	16	25,0	1"	20	1 1/4	54,0	96,1	39,0	6000
1202761	501610-20-20	20	32,0	1 1/4"	20	1 1/4	54,0	108,6	40,0	6000
1202452	501610-24-20	20	32,0	1 1/4"	24	1 1/2	63,5	114,8	45,5	6000
1202453	501610-24-24	24	38,0	1 1/2"	24	1 1/2	63,5	122,9	45,0	6000
1202734	501610-32-32	32	51,0	2"	32	2	79,4	156,6	60,0	6000

Dimensions shown may be changed without prior notice

// H1243690

90° Flange SAE 6000 PSI J518 Code 62 - SFS 90
Solid one piece

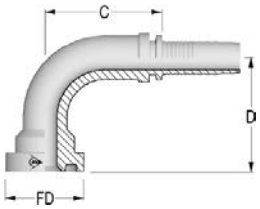

Item Code	DHFI Item number	ID			Flange	Flange Size	FD	C	D Drop	WP
		Dash	mm	in	Dash Size		mm	mm	mm	psi
1202257	501600-08-08	08	13,0	1/2"	08	1/2	31,8	47,8	46,0	6000
1202766	501600-12-08	08	13,0	1/2"	12	3/4	41,3	47,8	54,0	6000
1202808	501600-08-10	10	16,0	5/8"	08	1/2	31,8	50,0	52,0	6000
1202814	501600-12-10	10	16,0	5/8"	12	3/4	41,3	49,9	55,0	6000
1202075	501600-12-12	12	19,0	3/4"	12	3/4	41,3	63,2	61,0	6000
1201795	501600-16-12	12	19,0	3/4"	16	1	47,6	63,2	66,0	6000
1216913	501600-12-16	16	25,0	1"	12	3/4	41,3	72,6	61,0	6000
1201739	501600-16-16	16	25,0	1"	16	1	47,6	73,6	75,0	6000
1202767	501600-20-16	16	25,0	1"	20	1 1/4	54,0	77,6	78,0	6000
1202735	501600-20-20	20	32,0	1 1/4"	20	1 1/4	54,0	94,5	89,0	6000
1202768	501600-24-20	20	32,0	1 1/4"	24	1 1/2	63,5	98,0	94,0	6000
1202736	501600-24-24	24	38,0	1 1/2"	24	1 1/2	63,5	99,6	105,0	6000
1202769	501600-32-24	24	38,0	1 1/2"	32	2	79,4	116,9	123,0	6000
1202762	501600-32-32	32	51,0	2"	32	2	79,4	143,3	132,0	6000

Dimensions shown may be changed without prior notice

// H10W3320

Split Flange Clamp 3000 PSI J518 Code 61 - FHL

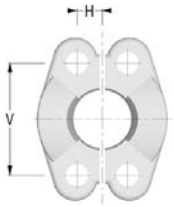

Item Code	DHFI Item number	FD	V	H
		in	mm	mm
1900451	08-2860-08	1/2"	38,1	8,7
1900457	08-2860-12	3/4"	47,6	11,1
1900452	08-2860-16	1"	52,4	13,1
1900454	08-2860-20	1 1/4"	58,7	15,1
1900453	08-2860-24	1 1/2"	69,9	17,9
1900455	08-2860-32	2"	77,8	21,4
1900456	08-2860-40	2 1/2"	89,0	25,5
1900458	08-2860-48	3"	106,0	31,0
1901123	08-2860-56	3 1/2"	120,0	35,0
1900715	08-2860-64	4"	130,0	39,0

// H10W3620

Split Flange Clamp 6000 PSI J518 Code 62 - FHS

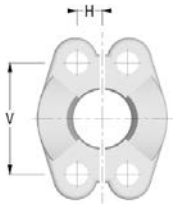

Item Code	DHFI Item number	FD	V	H
		in	mm	mm
1900445	08-5910-08	1/2"	40,5	9,1
1900450	08-5910-12	3/4"	50,8	11,9
1900446	08-5910-16	1"	57,2	13,9
1900448	08-5910-20	1 1/4"	66,7	15,9
1900447	08-5910-24	1 1/2"	79,4	18,3
1900449	08-5910-32	2"	96,8	22,2

Dimensions shown may be changed without prior notice

// H10W3310

4 Hole Flange Clamp 3000 PSI J518 Code 61 - VHL

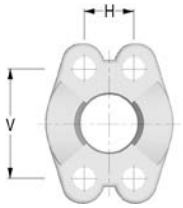

Item Code	DHFI Item number	FD	V	H
		in	mm	mm
1900442	08-VF3002	3/4"	47,6	22,2
1900437	08-VF3003	1"	52,4	26,2
1900439	08-VF3004	1 1/4"	58,7	30,2
1900438	08-VF3005	1 1/2"	69,9	35,8
1900440	08-VF3006	2"	77,8	42,8

// H10W3610

4 Hole Flange Clamp 6000 PSI J518 Code 62 - VHS

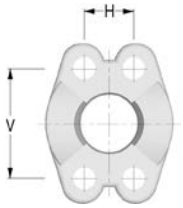

Item Code	DHFI Item number	FD	V	H
		in	mm	mm
1900428	08-VF6001	1/2"	40,5	18,2
1900433	08-VF6002	3/4"	50,8	23,8
1900429	08-VF6003	1"	57,2	27,8
1900431	08-VF6004	1 1/4"	66,7	31,8
1900430	08-VF6005	1 1/2"	79,4	36,6
1900432	08-VF6006	2"	96,8	44,4
1900910	08-VF6007	2 1/2"	123,8	58,7

// NEW POWERTRACK

// FERRULES 99
// BSP INSERTS 100
// DIN METRIC INSERTS 102
// JIC 37° INSERTS 104
// NPTF INSERTS 106
// ORFS INSERTS 107
// SAE FLANGES 109
// SUPERCAT FLANGES 112

Dimensions shown may be changed without prior notice

// FERRULES

H1300SK4
Multispiral Ferrule for 4 Spiral Hoses

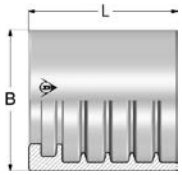

Item Code	DHFI Item number	ID			B	L
		Dash	mm	in	mm	mm
1240185	13000K-12-12	12	19,0	3/4"	38,0	59,0
1240186	13000K-16-16	16	25,0	1"	46,0	64,0
1240187	13000K-20-20	20	31,0	1 1/4"	56,0	91,0
1240188	13000K-24-24	24	38,0	1 1/2"	62,0	91,0
1240189	13000K-32-32	32	51,0	2"	78,0	115,0

H1300NS4
Multispiral No-Skive Ferrule for 4 Spiral Hoses

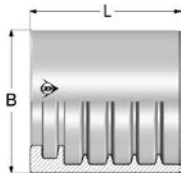

Item Code	DHFI Item number	ID			B	L
		Dash	mm	in	mm	mm
1236599	130000-12-12	12	19,0	3/4"	44,0	55,0
1236600	130000-16-16	16	25,0	1"	51,0	64,0
1236601	130000-20-20	20	31,0	1 1/4"	61,0	99,0
1236602	130000-24-24	24	38,0	1 1/2"	70,0	89,5
1236603	130000-32-32	32	51,0	2"	87,0	125,0

H1300NS6
Multispiral No-Skive Ferrule for 6 Spiral Hoses

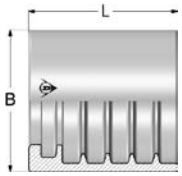

Item Code	DHFI Item number	ID			B	L
		Dash	mm	in	mm	mm
1236604	13000N-20-20	20	31,0	1 1/4"	65,0	99,0
1236605	13000N-24-24	24	38,0	1 1/2"	73,0	89,5
1236606	13000N-32-32	32	51,0	2"	88,9	125,0

Dimensions shown may be changed without prior notice

// BSP INSERTS

// H1310510

BSPP Male 60° Flare
AGR

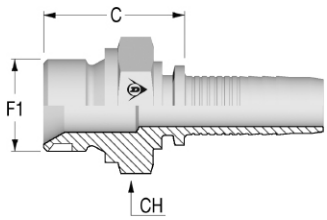

Item Code	DHFI Item number	Nut Type	ID			F1	F1	C	CH
			Dash	mm	in	Dash Size		mm	mm
1238090	130120-12-12	NA	12	19,0	3/4"	12	3/4-14	37,5	32,0
1226162	130120-16-16	NA	16	25,0	1"	16	1-11	44,5	41,0
1230555	130120-20-20	NA	20	32,0	1 1/4"	20	1 1/4-11	95,5	50,0
1241600	130120-24-24	NA	24	38,0	1 1/2"	24	1 1/2-11	56,0	55,0
1241601	130120-32-32	NA	32	51,0	2"	32	2-11	71,5	70,0

// H1320812

BSPP Female 60° Cone with O-Ring
DKOR

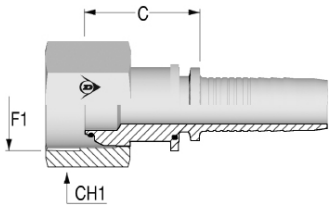

Item Code	DHFI Item number	Nut Type	ID			F1	F1	C	CH1
			Dash	mm	in	Dash Size		mm	mm
1226178	A13001-12-12	TN	12	19,0	3/4"	12	3/4-14	25,2	32,0
1241616	A13001-16-12	TN	12	19,0	3/4"	16	1-11	27,7	38,0
1226179	A13001-16-16	TN	16	25,0	1"	16	1-11	31,0	38,0
1241617	A13001-20-16	TN	16	25,0	1"	20	1 1/4-11	32,0	50,0
1238241	A13001-20-20	TN	20	32,0	1 1/4"	20	1 1/4-11	35,0	50,0
1239857	A13001-24-24	TN	24	38,0	1 1/2"	24	1 1/2-11	38,8	55,0
1238240	A13001-32-32	TN	32	51,0	2"	32	2-11	49,0	70,0

Dimensions shown may be changed without prior notice

// H1320842

45° BSPP Female 60° Cone with O-Ring
DKOR 45
Solid one piece

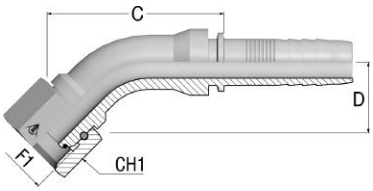

Item Code	DHFI Item number	Nut Type	ID			F1	F1	C	D Drop	CH1
			Dash	mm	in	Dash Size		mm	mm	mm
1241628	A13061-12-12	TN	12	19,0	3/4"	12	3/4-14	75,2	30,0	32,0
1237423	A13061-16-16	TN	16	25,0	1"	16	1-11	92,1	40,0	38,0
1241629	A13061-20-20	TN	20	32,0	1 1/4"	20	1 1/4-11	90,4	40,0	50,0
1242138	A13061-24-24	TN	24	38,0	1 1/2"	24	1 1/2-11	113,0	46,0	55,0
1241630	A13061-32-32	TN	32	51,0	2"	32	2-11	153,5	60,0	70,0

// H1320892

90° BSPP Female 60° Cone with O-Ring
DKOR 90
Solid one piece

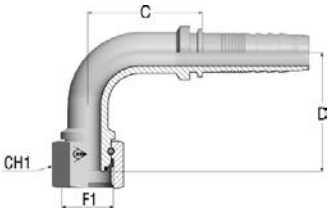

Item Code	DHFI Item number	Nut Type	ID			F1	F1	C	D Drop	CH1
			Dash	mm	in	Dash Size		mm	mm	mm
1226180	A13051-12-12	TN	12	19,0	3/4"	12	3/4-14	59,1	61,0	32,0
1226181	A13051-16-16	TN	16	25,0	1"	16	1-11	73,7	71,0	38,0
1241625	A13051-20-20	TN	20	32,0	1 1/4"	20	1 1/4-11	84,3	83,0	50,0
1238242	A13051-24-24	TN	24	38,0	1 1/2"	24	1 1/2-11	98,7	96,0	55,0
1241626	A13051-32-32	TN	32	51,0	2"	32	2-11	140,5	130,0	70,0

Dimensions shown may be changed without prior notice

// DIN METRIC INSERTS

// H1311210

Metric Male 24° Seat - Heavy
DIN 3853 - CES

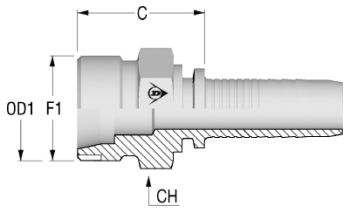

Item Code	DHFI Item number	Nut Type	ID			F1	OD1	C	CH
			Dash	mm	in		mm	mm	mm
1241605	131700-12-12	NA	12	19,0	3/4"	M36X2	25	36,5	36,0
1226164	131700-16-16	NA	16	25,0	1"	M42X2	30	36,2	46,0
1226165	131700-20-20	NA	20	32,0	1 1/4"	M52X2	38	51,0	55,0

// H1321613

Metric Female 24° Cone with O-Ring - Heavy
DIN 3865 - DKOS

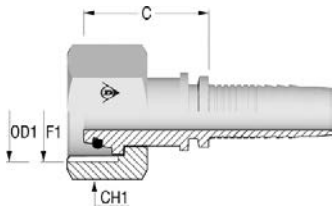

Item Code	DHFI Item number	Nut Type	ID			F1	OD1	C	CH1
			Dash	mm	in		mm	mm	mm
1226182	A13137-10-12	TN	12	19,0	3/4"	M30X2	20	36,8	36,0
1240224	A13177-12-16	TN	16	25,0	1"	M36X2	25	46,0	46,0
1226184	A13177-16-16	SN	16	25,0	1"	M42X2	30	45,2	50,0
1242139	A13177-16-20	TN	20	32,0	1 1/4"	M42X2	30	51,0	50,0
1226185	A13177-20-20	SN	20	32,0	1 1/4"	M52X2	38	51,1	60,0
1238244	A13177-20-24	TN	24	38,0	1 1/2"	M52X2	38	58,0	60,0

Dimensions shown may be changed without prior notice

// H1321643

45° Metric Female 24° Cone with O-Ring - Heavy
DIN 3865 - DKOS 45
Solid one piece

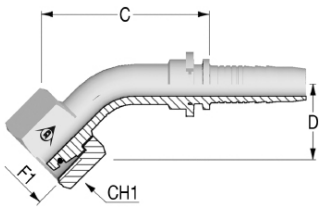

Item Code	DHFI Item number	Nut Type	ID			F1	OD1	C	D Drop	CH1
			Dash	mm	in		mm	mm	mm	mm
1237408	A13387-12-12	SN	12	19,0	3/4"	M36X2	25	70,4	33,0	46,0
1242140	A13387-12-16	TN	16	25,0	1"	M36X2	25	93,0	37,5	46,0
1237422	A13387-16-16	SN	16	25,0	1"	M42X2	30	109,5	35,5	50,0
1238246	A13987-20-20	SN	20	32,0	1 1/4"	M52X2	38	112,0	45,0	60,0

// H1321693

90° Metric Female 24° Cone with O-Ring - Heavy
DIN 3865 - DKOS 90
Solid one piece

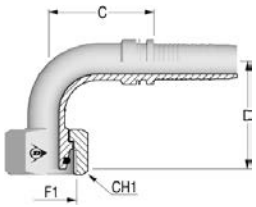

Item Code	DHFI Item number	Nut Type	ID			F1	OD1	C	D Drop	CH1
			Dash	mm	in		mm	mm	mm	mm
1241633	A13977-10-12	TN	12	19,0	3/4"	M30X2	20	65,5	67,5	36,0
1237409	A13377-12-12	SN	12	19,0	3/4"	M36X2	25	51,0	59,5	46,0
1240225	A13977-12-16	TN	16	25,0	1"	M36X2	25	75,6	82,0	46,0
1237410	A13377-16-16	SN	16	25,0	1"	M42X2	30	85,0	70,0	50,0
1238248	A13977-20-20	SN	20	32,0	1 1/4"	M52X2	38	97,0	92,0	60,0

Dimensions shown may be changed without prior notice

// JIC 37° INSERTS

// H1312510

JIC Male 37° Cone
AGJ

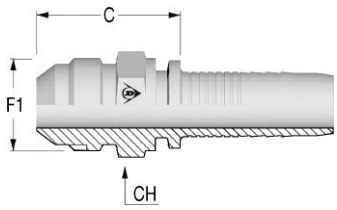

Item Code	DHFI Item number	Nut Type	ID			F1	F1	C	CH
			Dash	mm	in	Dash Size		mm	mm
1226168	130200-12-12	NA	12	19,0	3/4"	12	1 1/16-12	38,5	27,0
1226169	130200-16-16	NA	16	25,0	1"	16	1 5/16-12	45,5	36,0
1226170	130200-20-20	NA	20	32,0	1 1/4"	20	1 5/8-12	51,5	46,0
1226171	130200-24-24	NA	24	38,0	1 1/2"	24	1 7/8-12	57,5	50,0
1238091	130200-32-32	NA	32	51,0	2"	32	2 1/2-12	77,0	65,0

// H1322512

JIC Female 37° Seat
DKJ

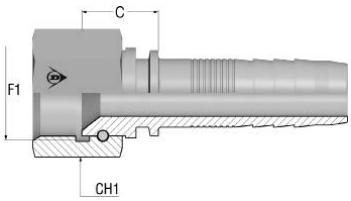

Item Code	DHFI Item number	Nut Type	ID			F1	F1	C	CH1
			Dash	mm	in	Dash Size		mm	mm
1241618	A13005-12-12	TN	12	19,0	3/4"	12	1 1/16-12	22,2	32,0
1241619	A13005-16-12	TN	12	19,0	3/4"	16	1 5/16-12	25,0	38,0
1241620	A13005-16-16	TN	16	25,0	1"	16	1 5/16-12	27,0	38,0
1241621	A13005-20-16	TN	16	25,0	1"	20	1 5/8-12	29,0	50,0
1241622	A13005-20-20	TN	20	32,0	1 1/4"	20	1 5/8-12	31,5	50,0
1241623	A13005-24-20	TN	20	32,0	1 1/4"	24	1 7/8-12	34,0	55,0
1241624	A13005-24-24	TN	24	38,0	1 1/2"	24	1 7/8-12	36,5	55,0

Dimensions shown may be changed without prior notice

// H1322542

45° JIC Female 37° Seat - Medium Drop
DKJ 45M
Solid one piece

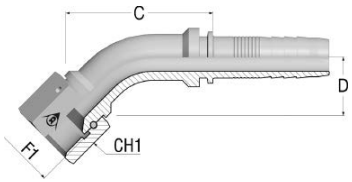

Item Code	DHFI Item number	Nut Type	ID			F1	F1	C	D Drop	CH1
			Dash	mm	in	Dash Size		mm	mm	mm
1226205	A13064-12-12	TN	12	19,0	3/4"	12	1 1/16-12	69,5	27,5	32,0
1241631	A13064-16-12	TN	12	19,0	3/4"	16	1 5/16-12	69,0	33,5	38,0
1226206	A13064-16-16	TN	16	25,0	1"	16	1 5/16-12	84,8	31,0	38,0
1238251	A13064-20-20	TN	20	32,0	1 1/4"	20	1 5/8-12	99,0	37,0	50,0
1226207	A13064-24-24	TN	24	38,0	1 1/2"	24	1 7/8-12	118,3	43,5	55,0

// H1322592

90° JIC Female 37° Seat - Medium Drop
DKJ 90M
Solid one piece

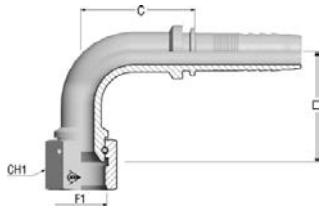

Item Code	DHFI Item number	Nut Type	ID			F1	F1	C	D Drop	CH1
			Dash	mm	in	Dash Size		mm	mm	mm
1226209	A13054-12-12	TN	12	19,0	3/4"	12	1 1/16-12	59,1	57,0	32,0
1226211	A13054-16-12	TN	12	19,0	3/4"	16	1 5/16-12	58,1	63,5	38,0
1226212	A13054-16-16	TN	16	25,0	1"	16	1 5/16-12	75,7	67,0	38,0
1238254	A13054-20-20	TN	20	32,0	1 1/4"	20	1 5/8-12	84,0	78,0	50,0
1230690	A13054-24-24	TN	24	38,0	1 1/2"	24	1 7/8-12	105,3	92,0	55,0
1238255	A13054-32-32	TN	32	51,0	2"	32	2 1/2-12	147,5	135,0	70,0

Dimensions shown may be changed without prior notice

// NPTF INSERTS

// H1312810

NPTF Male 60° Seat
AGN

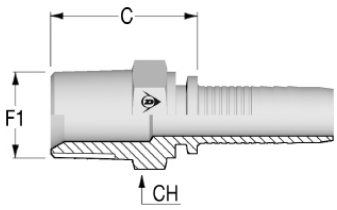

Item Code	DHFI Item number	Nut Type	ID			F1	F1	C	CH
			Dash	mm	in	Dash Size		mm	mm
1226172	130170-12-12	NA	12	19,0	3/4"	12	3/4-14	35,5	27,0
1226173	130170-16-16	NA	16	25,0	1"	16	1-11 1/2	46,5	36,0
1238093	130170-20-20	NA	20	32,0	1 1/4"	20	1 1/4-11 1/2	41,0	46,0
1238095	130170-32-32	NA	32	51,0	2"	32	2-11 1/2	69,2	65,0

Dimensions shown may be changed without prior notice

// ORFS INSERTS

// H1312410

ORFS Male

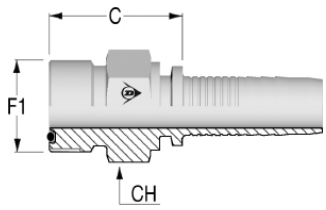

Item Code	DHFI Item number	Nut Type	ID			F1	F1	C	CH
			Dash	mm	in	Dash Size		mm	mm
1230556	13A290-12-12	NA	12	19,0	3/4"	12	1 3/16-12	32,7	32,0
1226166	13A290-16-16	NA	16	25,0	1"	16	1 7/16-12	35,7	38,0
1230557	13A290-20-20	NA	20	32,0	1 1/4"	20	1 11/16-12	38,7	46,0
1226167	13A290-24-24	NA	24	38,0	1 1/2"	24	2-12	41,8	55,0

// H1322411

ORFS Female with Stem Hexagon

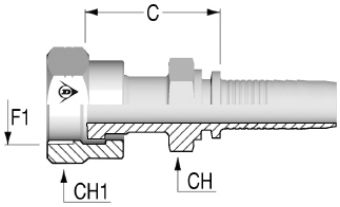

Item Code	DHFI Item number	Nut Type	ID			F1	F1	C	CH	CH1
			Dash	mm	in	Dash Size		mm	mm	mm
1226190	A13A26-12-12	CR	12	19,0	3/4"	12	1 3/16-12	44,5	30,0	36,0
1226191	A13A26-16-12	CR	12	19,0	3/4"	16	1 7/16-12	50,5	36,0	41,0
1242141	A13A26-12-16	CR	16	25,0	1"	12	1 3/16-12	42,0	32,0	36,0
1226192	A13A26-16-16	CR	16	25,0	1"	16	1 7/16-12	52,5	36,0	41,0
1226193	A13A26-20-16	CR	16	25,0	1"	20	1 11/16-12	53,5	41,0	50,0
1226194	A13A26-20-20	CR	20	32,0	1 1/4"	20	1 11/16-12	56,0	41,0	50,0
1226195	A13A26-24-24	CR	24	38,0	1 1/2"	24	2-12	62,5	50,0	60,0

Dimensions shown may be changed without prior notice

// H1322441

45° ORFS Female - Medium Drop
DK ORFS 45M
Solid one piece

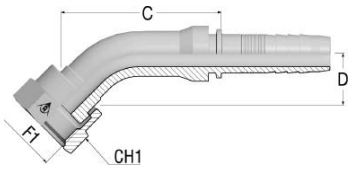

Item Code	DHFI Item number	Nut Type	ID			F1	F1	C	D Drop	CH1
			Dash	mm	in	Dash Size		mm	mm	mm
1226196	A13A27-12-12	CR	12	19,0	3/4"	12	1 3/16-12	32,5	26,0	36,0
1226197	A13A27-16-12	CR	12	19,0	3/4"	16	1 7/16-12	31,2	28,0	41,0
1226198	A13A27-16-16	CR	16	25,0	1"	16	1 7/16-12	94,0	28,0	41,0
1241634	A13A27-20-16	CR	16	25,0	1"	20	1 11/16-12	88,0	28,0	50,0
1238249	A13A27-20-20	CR	20	32,0	1 1/4"	20	1 11/16-12	110,0	36,5	50,0

// H1322491

90° ORFS Female - Medium Drop
DK ORFS 90M
Solid one piece

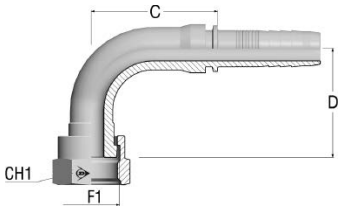

Item Code	DHFI Item number	Nut Type	ID			F1	F1	C	D Drop	CH1
			Dash	mm	in	Dash Size		mm	mm	mm
1226200	A13A28-12-12	CR	12	19,0	3/4"	12	1 3/16-12	67,6	58,0	36,0
1226201	A13A28-16-12	CR	12	19,0	3/4"	16	1 7/16-12	69,6	58,0	36,0
1226202	A13A28-16-16	CR	16	25,0	1"	16	1 7/16-12	79,6	66,0	41,0
1241635	A13A28-20-16	CR	16	25,0	1"	20	1 11/16-12	73,0	66,0	50,0
1226203	A13A28-20-20	CR	20	32,0	1 1/4"	20	1 11/16-12	102,4	81,0	50,0

Dimensions shown may be changed without prior notice

// SAE FLANGES

// H1343310

Flange SAE 3000 PSI J518 Code 61 - SFL

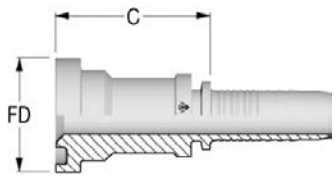

Item Code	DHFI Item number	ID			Flange	Flange Size	C	FD	WP
		Dash	mm	in	Dash Size		mm	mm	psi
1226222	130250-12-12	12	19,0	3/4"	12	3/4	43,5	38,1	5000
1226224	130250-16-16	16	25,0	1"	16	1	53,5	44,5	5000
1226225	130250-20-16	16	25,0	1"	20	1 1/4	56,0	50,8	5000
1241602	130250-16-20	20	32,0	1 1/4"	16	1	58,5	44,4	5000
1226227	130250-20-20	20	32,0	1 1/4"	20	1 1/4	58,5	50,8	5000
1241604	130250-24-20	20	32,0	1 1/4"	24	1 1/2	61,5	60,3	5000
1241603	130250-20-24	24	38,0	1 1/2"	20	1 1/4	55,5	50,8	5000
1226228	130250-24-24	24	38,0	1 1/2"	24	1 1/2	63,5	60,3	5000
1226229	130250-32-24	24	38,0	1 1/2"	32	2	75,0	71,4	5000
1235374	130250-32-32	32	50,0	2"	32	2	85,0	71,4	5000

// H1343340

45° Flange SAE 3000 PSI J518 Code 61 - SFL 45
Solid one piece

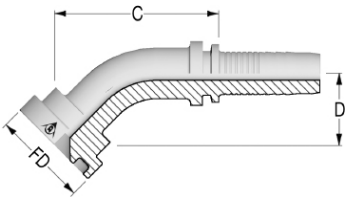

Item Code	DHFI Item number	ID			Flange	Flange Size	FD	C	D Drop	WP
		Dash	mm	in	Dash Size		mm	mm	mm	psi
1226233	13B370-20-16	16	25,0	1"	20	1 1/4	50,8	88,9	32,5	5000
1226234	13B370-20-20	20	32,0	1 1/4"	20	1 1/4	50,8	94,3	38,5	5000
1226235	13B370-24-24	24	38,0	1 1/2"	24	1 1/2	60,3	99,8	43,0	5000
1233534	13B370-32-32	32	50,0	2"	32	2	71,4	154,0	54,0	5000

Dimensions shown may be changed without prior notice

// H1343390

90° Flange SAE 3000 PSI J518 Code 61 - SFL 90
Solid one piece

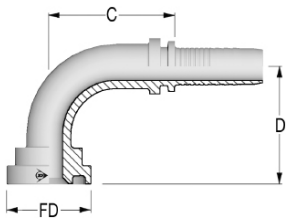

Item Code	DHFI Item number	ID			Flange	Flange Size	FD	C	D Drop	WP
		Dash	mm	in	Dash Size		mm	mm	mm	psi
1226241	13B380-16-16	16	25,0	1"	16	1	44,5	78,1	64,0	5000
1226242	13B380-20-16	16	25,0	1"	20	1 1/4	50,8	74,7	69,0	5000
1226244	13B380-20-20	20	32,0	1 1/4"	20	1 1/4	50,8	92,0	81,0	5000
1241608	13B380-24-20	20	32,0	1 1/4"	24	1 1/2	60,3	87,0	85,0	5000
1226245	13B380-24-24	24	38,0	1 1/2"	24	1 1/2	60,3	103,0	93,0	5000
1235375	13B380-32-32	32	50,0	2"	32	2	71,4	139,0	130,0	5000

// H1343610

Flange SAE 6000 PSI J518 Code 62 - SFS

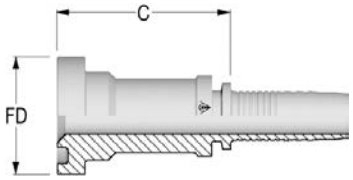

Item Code	DHFI Item number	ID			Flange	Flange Size	C	FD	WP
		Dash	mm	in	Dash Size		mm	mm	psi
1226247	13B810-12-12	12	19,0	3/4"	12	3/4	53,5	41,3	6000
1226248	13B810-16-12	12	19,0	3/4"	16	1	56,5	47,6	6000
1226623	13B810-12-16	16	25,0	1"	12	3/4	58,5	41,3	6000
1226250	13B810-16-16	16	25,0	1"	16	1	58,5	47,6	6000
1226624	13B810-20-16	16	25,0	1"	20	1 1/4	65,5	54,0	6000
1236992	13B810-16-20	20	32,0	1 1/4"	16	1	61,0	47,6	6000
1226252	13B810-20-20	20	32,0	1 1/4"	20	1 1/4	64,0	54,0	6000
1226253	13B810-24-20	20	32,0	1 1/4"	24	1 1/2	74,0	63,5	6000
1241614	13B810-20-24	24	38,0	1 1/2"	20	1 1/4	71,0	54,0	6000
1226254	13B810-24-24	24	38,0	1 1/2"	24	1 1/2	76,0	63,5	6000
1226255	13B810-32-24	24	38,0	1 1/2"	32	2	88,0	79,4	6000
1241615	13B810-24-32	32	51,0	2"	24	1 1/2	86,0	63,5	6000
1235378	13B810-32-32	32	50,0	2"	32	2	103,0	79,4	6000

Dimensions shown may be changed without prior notice

// H1343640

45° Flange SAE 6000 PSI J518 Code 62 - SFS 45
Solid one piece

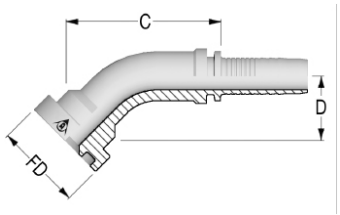

Item Code	DHFI Item number	ID			Flange	Flange Size	FD	C	D Drop	WP
		Dash	mm	in	Dash Size		mm	mm	mm	psi
1226261	13B470-12-12	12	19,0	3/4"	12	3/4	41,3	62,8	30,0	6000
1226262	13B470-16-12	12	19,0	3/4"	16	1	47,6	65,4	33,0	6000
1241609	13B470-12-16	16	25,0	1"	12	3/4	41,3	77,0	29,5	6000
1226263	13B470-16-16	16	25,0	1"	16	1	47,6	82,9	38,5	6000
1226264	13B470-20-16	16	25,0	1"	20	1 1/4	54,0	78,0	44,0	6000
1242142	13B470-16-20	20	32,0	1 1/4"	16	1	47,6	104,7	34,5	6000
1238305	13B470-20-20	20	32,0	1 1/4"	20	1 1/4	54,0	103,0	41,0	6000
1241610	13B470-24-20	20	32,0	1 1/4"	24	1 1/2	63,5	117,0	48,0	6000
1226265	13B470-24-24	24	38,0	1 1/2"	24	1 1/2	63,5	122,5	48,0	6000
1235379	13B470-32-32	32	50,0	2"	32	2	79,4	177,0	61,0	6000

// H1343690

90° Flange SAE 6000 PSI J518 Code 62 - SFS 90
Solid one piece

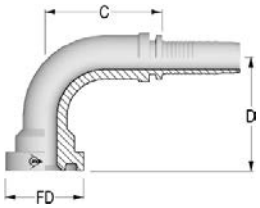

Item Code	DHFI Item number	ID			Flange	Flange Size	FD	C	D Drop	WP
		Dash	mm	in	Dash Size		mm	mm	mm	psi
1226270	13B480-12-12	12	19,0	3/4"	12	3/4	41,3	64,7	64,0	6000
1226271	13B480-16-12	12	19,0	3/4"	16	1	47,6	64,7	66,0	6000
1226633	13B480-12-16	16	25,0	1"	12	3/4	41,3	74,7	61,0	6000
1226273	13B480-16-16	16	25,0	1"	16	1	47,6	74,8	74,0	6000
1226274	13B480-20-16	16	25,0	1"	20	1 1/4	54,0	78,8	85,0	6000
1241611	13B480-16-20	20	32,0	1 1/4"	16	1	47,6	87,0	72,0	6000
1230765	13B480-20-20	20	32,0	1 1/4"	20	1 1/4	54,0	96,0	91,0	6000
1238310	13B480-24-20	20	32,0	1 1/4"	24	1 1/2	63,5	99,0	103,5	6000
1226276	13B480-24-24	24	38,0	1 1/2"	24	1 1/2	63,5	113,8	109,0	6000
1235381	13B480-32-32	32	50,0	2"	32	2	79,4	172,0	131,0	6000

Dimensions shown may be changed without prior notice

// SUPERCAT FLANGES

// H1343910

Flange SUPERCAT

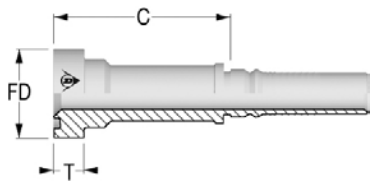

Item Code	DHFI Item number	ID			Flange	Flange Size	FD	T	C
		Dash	mm	in	Dash Size		mm	mm	mm
1226278	13B810-12-12CAT	12	19,0	3/4"	12	3/4	41,3	14,3	85,5
1226279	13B810-16-12CAT	12	19,0	3/4"	16	1	47,6	14,3	85,5
1226280	13B810-16-16CAT	16	25,0	1"	16	1	47,6	14,3	94,5
1226281	13B810-20-16CAT	16	25,0	1"	20	1 1/4	54,0	14,3	94,5
1226282	13B810-20-20CAT	20	32,0	1 1/4"	20	1 1/4	54,0	14,3	92,0
1226283	13B810-24-20CAT	20	32,0	1 1/4"	24	1 1/2	63,5	14,3	87,0

// H1343940

45° Flange SUPERCAT
Solid one piece

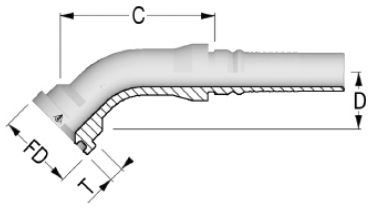

Item Code	DHFI Item number	ID			Flange	Flange Size	FD	T	C	D Drop
		Dash	mm	in	Dash Size		mm	mm	mm	mm
1226289	13B470-12-12CAT	12	19,0	3/4"	12	3/4	41,3	14,3	107,0	34,0
1241612	13B470-16-12CAT	12	19,0	3/4"	16	1	47,6	14,3	112,0	34,0
1226290	13B470-16-16CAT	16	25,0	1"	16	1	47,6	14,3	129,0	42,5
1226291	13B470-20-16CAT	16	25,0	1"	20	1 1/4	54,0	14,3	128,0	40,0
1226292	13B470-20-20CAT	20	32,0	1 1/4"	20	1 1/4	54,0	14,3	150,0	45,1
1238317	13B470-24-20CAT	20	32,0	1 1/4"	24	1 1/2	63,5	14,3	152,0	60,0

Dimensions shown may be changed without prior notice

// H1343990

90° Flange SUPERCAT
Solid one piece

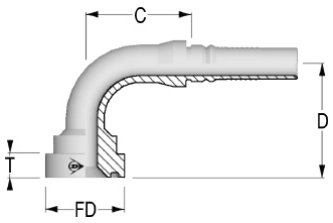

Item Code	DHFI Item number	ID			Flange	Flange Size	FD	T	C	D Drop
		Dash	mm	in	Dash Size		mm	mm	mm	mm
1226297	13B480-12-12CAT	12	19,0	3/4"	12	3/4	41,3	14,3	67,2	67,0
1226298	13B480-16-12CAT	12	19,0	3/4"	16	1	47,6	14,3	68,7	70,0
1226299	13B480-16-16CAT	16	25,0	1"	16	1	47,6	14,3	84,8	79,0
1226301	13B480-20-16CAT	16	25,0	1"	20	1 1/4	54,0	14,3	79,8	82,5
1238312	13B480-20-20CAT	20	32,0	1 1/4"	20	1 1/4	54,0	14,3	97,0	93,0
1238315	13B480-24-20CAT	20	32,0	1 1/4"	24	1 1/2	63,5	14,3	97,0	101,0

// WATERBLAST

// FERRULES 115
// WATERBLAST INSERTS 116

Dimensions shown may be changed without prior notice

// FERRULES

D990000
Waterblast Ferrule for WB10L - WB15L - WB20L*

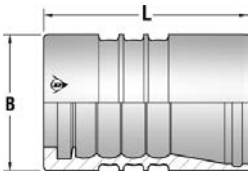

Item Code	Item number	ID			B	L
		Dash	mm	in	mm	mm
1240103	D99000H-04/0	04	6,0	1/4"	22,0	25,5
1240105	D99000H-05/0	05	8,0	5/16"	27,0	35,0
1215264	D990000-06/0	06	10,0	3/8"	28,0	47,0
1223163	D99000N-08/0	08	13,0	1/2"	33,0	50,0
1215266	D990000-12/0	12	19,0	3/4"	41,0	63,0
1215267	D990000-16/0	16	25,0	1"	49,0	75,0

* For WB20L: 1/4" and 5/16" only

D980000
Waterblast Ferrule for WB20L

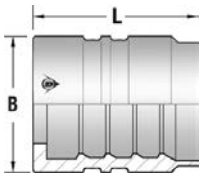

Item Code	Item number	ID			B	L
		Dash	mm	in	mm	mm
1242379	D980000-06/0	06	10,0	3/8"	32,0	45,0
1215257	D980000-08/0	08	13,0	1/2"	37,4	46,0
1241935	D980000-12/0	12	19,0	3/4"	46,0	63,0

Dimensions shown may be changed without prior notice

// WATERBLAST INSERTS

// D99001-WB
BSP Female 60° with O-Ring

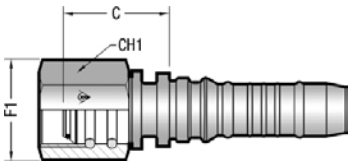

Item Code	Item number	Nut Type	ID			F1	F1	C	CH1
			Dash	mm	in	Dash Size		mm	mm
1240158	DA99001-0404/0	SN	04	6,0	1/4"	04	1/4-19	26,0	22,0
1240159	DA99001-0605/0	SN	05	8,0	5/16"	06	3/8-19	31,0	25,0
1214925	DA99001-0606/0	TN	06	10,0	3/8"	06	3/8-19	32,1	22,0
1225828	DA9900N-0808/0	TN	08	13,0	1/2"	08	1/2-14	36,0	30,0
1214927	DA99001-1212/0	TN	12	19,0	3/4"	12	3/4-14	37,3	36,0

// D99010-WB
BSP Female 60° without O-Ring

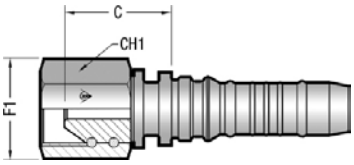

Item Code	Item number	Nut Type	ID			F1	F1	C	CH1
			Dash	mm	in	Dash Size		mm	mm
1245682	DA99010-0808/0	TN	08	13,0	1/2"	08	1/2-14	36,0	30,0

// D99061-WB
UNF Type "M Swivel"

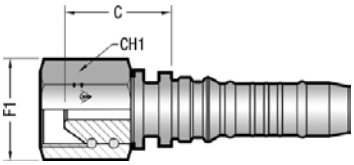

Item Code	Item number	Nut Type	ID			F1	F1	C	CH1
			Dash	mm	in	Dash Size		mm	mm
1230563	DA99061-1008/0	TN	08	13,0	1/2"	10	1-12 UNF	41,0	32,0

Dimensions shown may be changed without prior notice

// D99179-WB

Metric Female 24° Cone with O-Ring - Heavy
DIN 3865 - DKOS
Slip on Nut with Relief Bore

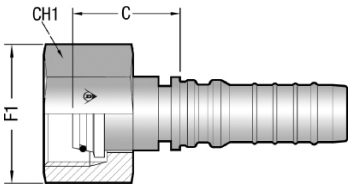

Item Code	Item number	Nut Type	ID			F1	OD1	C	CH1
			Dash	mm	in		mm	mm	mm
1240100	DA99179-0204/0	SN	04	6,0	1/4"	M14X1.5	6	28,0	22,0
1240101	DA99179-0405/0	SN	05	8,0	5/16"	M18X1.5	10	34,3	27,0
1214929	DA99179-0606/0	SN	06	10,0	3/8"	M22X1.5	14	36,5	27,0
1214930	DA99179-0806/0	SN	06	10,0	3/8"	M24X1.5	16	39,5	30,0
1214931	DA9917N-0808/0	SN	08	13,0	1/2"	M24X1.5	16	40,0	30,0
1214932	DA99179-1212/0	SN	12	19,0	3/4"	M36X2	25	47,3	46,0
1214933	DA99179-1616/0	SN	16	25,0	1"	M42X2	30	49,6	50,0

// D99170-WB

NPTF Male 60° Seat
AGN

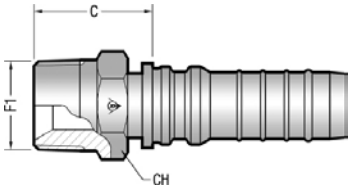

Item Code	Item number	Nut Type	ID			F1	F1	C	CH
			Dash	mm	in	Dash Size		mm	mm
1240134	D990170-0404/0	NA	04	6,0	1/4"	04	1/4-18	27,5	17,0
1240135	D990170-0605/0	NA	05	8,0	5/16"	06	3/8-18	30,5	19,0
1215271	D990170-0606/0	NA	06	10,0	3/8"	06	3/8-18	31,0	19,0
1215272	D99017N-0808/0	NA	08	13,0	1/2"	08	1/2-14	35,0	22,0
1215273	D990170-1212/0	NA	12	19,0	3/4"	12	3/4-14	37,9	30,0
1215274	D990170-1616/0	NA	16	25,0	1"	16	1-11 1/2	47,3	36,0

// INTERLOCK

// FERRULES 119
// HOSE MENDER 120
// BSP INSERTS 121
// DIN METRIC INSERTS 123
// JIC 37° INSERTS 125
// NPTF INSERTS 127
// ORFS INSERTS 128
// SAE FLANGES 130
// SUPERCAT FLANGES 134
// HAMMER UNION 135

Dimensions shown may be changed without prior notice

// FERRULES

H1400200
Interlock Dual Skive Ferrule for 4 Spiral Hoses

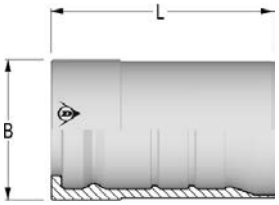

Item Code	DHFI Item number	ID			B	L
		Dash	mm	in	mm	mm
1201571	170000-06-06I	06	10,0	3/8"	27,0	49,0
1201856	170000-08-08I	08	13,0	1/2"	30,0	52,5
1201502	170000-10-10I	10	16,0	5/8"	34,0	57,5
1201503	170000-12-12I	12	19,0	3/4"	38,0	60,2
1201504	170000-16-16I	16	25,0	1"	46,0	74,7
1200098	170000-20-20I	20	31,0	1 1/4"	55,0	88,2
1200099	170000-24-24I	24	38,0	1 1/2"	62,0	94,2
1201284	170000-32-32I	32	51,0	2"	78,0	99,2

H1400301
Interlock Dual Skive Ferrule for 4-6 Spiral Hoses

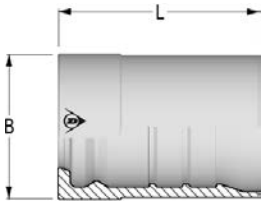

Item Code	DHFI Item number	ID			B	L
		Dash	mm	in	mm	mm
1202585	180000-10-10	10	16,0	5/8"	35,5	57,5
1202730	180000-12-12	12	19,0	3/4"	43,5	60,0
1202222	180000-16-16	16	25,0	1"	52,0	75,0
1201761	180000-20-20	20	31,0	1 1/4"	62,0	88,0
1201805	180000-24-24	24	38,0	1 1/2"	69,5	94,0
1202006	180000-32-32	32	51,0	2"	88,0	99,0

H1T00600
Interlock Special Dual Skive Ferrule

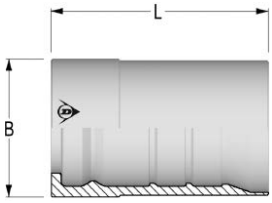

Item Code	DHFI Item number	ID			B	L
		Dash	mm	in	mm	mm
1225872	200000-32-32	32	51,0	2"	88,1	108,2

Dimensions shown may be changed without prior notice

// HOSE MENDER

// H14C5610

Hose Mender

Item Code	DHFI Item number	ID		
		Dash	mm	in
1219636	H14C5610-101000	10	16,0	5/8"
1235392	H14C5610-202000	20	32,0	1 1/4"
1235393	H14C5610-242400	24	38,0	1 1/2"
1235394	H14C5610-323200	32	51,0	2"

Dimensions shown may be changed without prior notice

// BSP INSERTS

// H1410510

BSPP Male 60° Flare
AGR

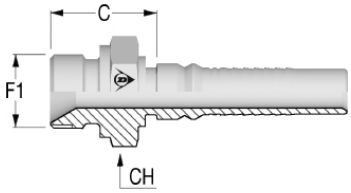

Item Code	DHFI Item number	Nut Type	ID			F1	F1	C	CH
			Dash	mm	in	Dash Size		mm	mm
1200218	170120-12-12I	NA	12	19,0	3/4"	12	3/4-14	34,0	32,0
1200239	170120-16-16I	NA	16	25,0	1"	16	1-11	40,0	41,0
1201219	170120-20-20I	NA	20	32,0	1 1/4"	20	1 1/4-11	45,2	50,0
1200280	170120-24-24I	NA	24	38,0	1 1/2"	24	1 1/2-11	48,5	55,0
1201080	170120-32-32I	NA	32	51,0	2"	32	2-11	55,5	70,0

// H1410710

BSPT Male
AGR K

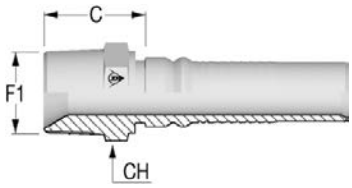

Item Code	DHFI Item number	Nut Type	ID			F1	F1	C	CH
			Dash	mm	in	Dash Size		mm	mm
1200215	170150-12-12I	NA	12	19,0	3/4"	12	3/4-14	32,0	27,0
1200237	170150-16-16I	NA	16	25,0	1"	16	1-11	42,0	36,0
1200261	170150-20-20I	NA	20	32,0	1 1/4"	20	1 1/4-11	46,2	46,0
1200278	170150-24-24I	NA	24	38,0	1 1/2"	24	1 1/2-11	48,0	50,0

// H1420812

BSPP Female 60° Cone with O-Ring
DKOR

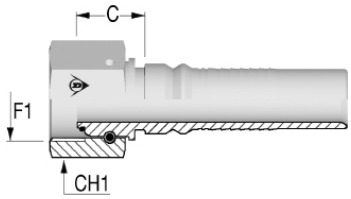

Item Code	DHFI Item number	Nut Type	ID			F1	F1	C	CH1
			Dash	mm	in	Dash Size		mm	mm
1214247	A17001-08-08I	CR	08	13,0	1/2"	08	1/2-14	19,5	27,0
1202424	A17001-12-12I	TN	12	19,0	3/4"	12	3/4-14	22,5	32,0
1202440	A17001-16-16I	TN	16	25,0	1"	16	1-11	25,5	38,0
1201132	A17001-20-20I	TN	20	32,0	1 1/4"	20	1 1/4-11	30,2	50,0
1201134	A17001-24-24I	TN	24	38,0	1 1/2"	24	1 1/2-11	33,5	55,0
1201136	A17001-32-32I	TN	32	51,0	2"	32	2-11	35,0	70,0

Dimensions shown may be changed without prior notice

// H1420842

45° BSPP Female 60° Cone with O-Ring
DKOR 45
Solid one piece

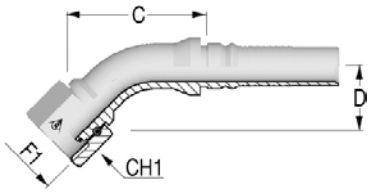

Item Code	DHFI Item number	Nut Type	ID			F1	F1	C	D Drop	CH1
			Dash	mm	in	Dash Size		mm	mm	mm
1202447	A17061-12-12I	TN	12	19,0	3/4"	12	3/4-14	72,0	30,0	32,0
1202446	A17061-16-16I	TN	16	25,0	1"	16	1-11	81,0	34,0	38,0
1202444	A17061-20-20I	TN	20	32,0	1 1/4"	20	1 1/4-11	97,2	40,0	50,0
1202442	A17061-24-24I	TN	24	38,0	1 1/2"	24	1 1/2-11	113,0	46,0	55,0
1201535	A17061-32-32I	TN	32	51,0	2"	32	2-11	151,0	60,0	70,0

// H1420892

90° BSPP Female 60° Cone with O-Ring
DKOR 90
Solid one piece

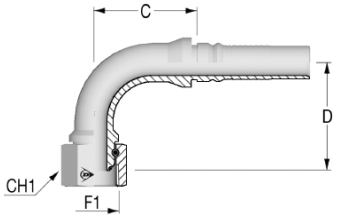

Item Code	DHFI Item number	Nut Type	ID			F1	F1	C	D Drop	CH1
			Dash	mm	in	Dash Size		mm	mm	mm
1200217	A17051-12-12I	TN	12	19,0	3/4"	12	3/4-14	58,0	61,0	32,0
1202445	A17051-16-16I	TN	16	25,0	1"	16	1-11	75,0	71,0	38,0
1202443	A17051-20-20I	TN	20	32,0	1 1/4"	20	1 1/4-11	79,2	83,0	50,0
1202441	A17051-24-24I	TN	24	38,0	1 1/2"	24	1 1/2-11	93,5	96,0	55,0
1200288	A17051-32-32I	TN	32	51,0	2"	32	2-11	134,0	125,0	70,0

Dimensions shown may be changed without prior notice

// DIN METRIC INSERTS

// H1411210

Metric Male 24° Seat - Heavy
DIN 3853 - CES

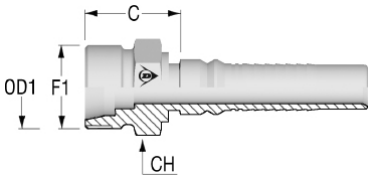

Item Code	DHFI Item number	Nut Type	ID			F1	OD1	C	CH
			Dash	mm	in		mm	mm	mm
1216929	171700-08-08I	NA	08	13,0	1/2"	M24X1.5	16	27,0	24,0
1201077	171700-10-10I	NA	10	16,0	5/8"	M30X2	20	31,0	32,0
1200212	171700-12-12I	NA	12	19,0	3/4"	M36X2	25	35,0	36,0
1200236	171700-16-16I	NA	16	25,0	1"	M42X2	30	40,0	46,0
1200260	171700-20-20I	NA	20	32,0	1 1/4"	M52X2	38	45,2	55,0

// H1421613

Metric Female 24° Cone with O-Ring - Heavy
DIN 3865 - DKOS

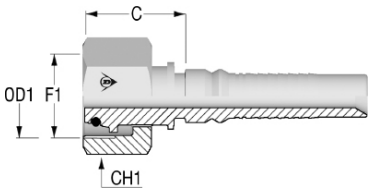

Item Code	DHFI Item number	Nut Type	ID			F1	OD1	C	CH1
			Dash	mm	in		mm	mm	mm
1201857	A17177-08-08I	SN	08	13,0	1/2"	M24X1.5	16	29,6	30,0
1201118	A17177-10-10I	SN	10	16,0	5/8"	M30X2	20	34,4	36,0
1202584	A17177-10-12I	TN	12	19,0	3/4"	M30X2	20	37,5	36,0
1201092	A17177-12-12I	SN	12	19,0	3/4"	M36X2	25	37,6	46,0
1202887	A17177-12-16I	TN	16	25,0	1"	M36X2	25	38,8	46,0
1201125	A17177-16-16I	SN	16	25,0	1"	M42X2	30	40,7	50,0
1216935	A17177-16-20I	TN	20	32,0	1 1/4"	M42X2	30	43,6	50,0
1201129	A17177-20-20I	SN	20	32,0	1 1/4"	M52X2	38	45,3	60,0
1216936	A17177-20-24I	TN	24	38,0	1 1/2"	M52X2	38	50,8	60,0

Dimensions shown may be changed without prior notice

// H1421643

45° Metric Female 24° Cone with O-Ring - Heavy
DIN 3865 - DKOS 45
Solid one piece

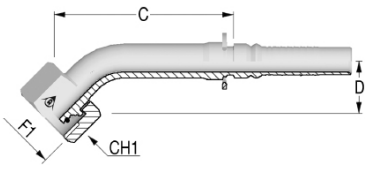

Item Code	DHFI Item number	Nut Type	ID			F1	OD1	C	D Drop	CH1
			Dash	mm	in		mm	mm	mm	mm
1216942	A17987-08-08I	SN	08	13,0	1/2"	M24X1.5	16	83,0	29,0	30,0
1202073	A17987-10-10I	SN	10	16,0	5/8"	M30X2	20	59,0	31,5	36,0
1202583	A17987-10-12I	TN	12	19,0	3/4"	M30X2	20	74,0	33,0	36,0
1202079	A17987-12-12I	SN	12	19,0	3/4"	M36X2	25	78,1	36,0	46,0
1216940	A17987-12-16I	TN	16	25,0	1"	M36X2	25	86,5	37,5	46,0
1201724	A17987-16-16I	SN	16	25,0	1"	M42X2	30	96,8	38,0	50,0
1202003	A17987-20-20I	SN	20	32,0	1 1/4"	M52X2	38	112,7	48,0	60,0
1216941	A17987-20-24I	TN	24	38,0	1 1/2"	M52X2	38	111,0	44,0	60,0

// H1421693

90° Metric Female 24° Cone with O-Ring - Heavy
DIN 3865 - DKOS 90
Solid one piece

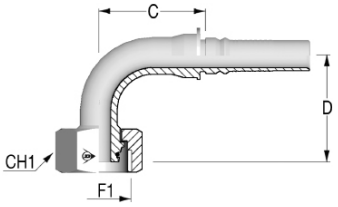

Item Code	DHFI Item number	Nut Type	ID			F1	OD1	C	D Drop	CH1
			Dash	mm	in		mm	mm	mm	mm
1203125	A17977-08-08I	SN	08	13,0	1/2"	M24X1.5	16	52,0	50,0	30,0
1202072	A17977-10-10I	SN	10	16,0	5/8"	M30X2	20	48,0	55,0	36,0
1202582	A17977-10-12I	TN	12	19,0	3/4"	M30X2	20	61,0	67,5	36,0
1201723	A17977-12-12I	SN	12	19,0	3/4"	M36X2	25	61,7	65,0	46,0
1203126	A17977-12-16I	TN	16	25,0	1"	M36X2	25	76,5	76,5	46,0
1201740	A17977-16-16I	SN	16	25,0	1"	M42X2	30	86,4	79,0	50,0
1201059	A17977-20-20I	SN	20	32,0	1 1/4"	M52X2	38	90,9	101,0	60,0
1216945	A17977-20-24I	TN	24	38,0	1 1/2"	M52X2	38	100,5	102,0	60,0

Dimensions shown may be changed without prior notice

// JIC 37° INSERTS

// H1412510

JIC Male 37° Cone
AGJ

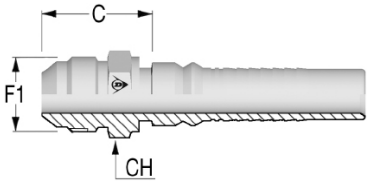

Item Code	DHFI Item number	Nut Type	ID			F1	F1	C	CH
			Dash	mm	in	Dash Size		mm	mm
1200216	170200-12-12I	NA	12	19,0	3/4"	12	1 1/16-12	37,0	32,0
1201094	170200-16-12I	NA	12	19,0	3/4"	16	1 5/16-12	40,0	36,0
1200238	170200-16-16I	NA	16	25,0	1"	16	1 5/16-12	41,0	36,0
1201787	170200-20-16I	NA	16	25,0	1"	20	1 5/8-12	44,5	46,0
1200262	170200-20-20I	NA	20	32,0	1 1/4"	20	1 5/8-12	45,7	46,0
1216931	170200-24-20I	NA	20	32,0	1 1/4"	24	1 7/8-12	49,7	50,0
1200279	170200-24-24I	NA	24	38,0	1 1/2"	24	1 7/8-12	50,0	50,0
1201798	170200-32-32I	NA	32	51,0	2"	32	2 1/2-12	61,0	65,0

// H1422512

JIC Female 37° Seat
DKJ

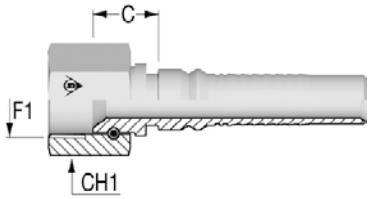

Item Code	DHFI Item number	Nut Type	ID			F1	F1	C	CH1
			Dash	mm	in	Dash Size		mm	mm
1201265	A17005-12-10I	TN	10	16,0	5/8"	12	1 1/16-12	18,7	32,0
1201121	A17005-12-12I	TN	12	19,0	3/4"	12	1 1/16-12	18,7	32,0
1201122	A17005-16-12I	TN	12	19,0	3/4"	16	1 5/16-12	21,5	38,0
1201126	A17005-16-16I	TN	16	25,0	1"	16	1 5/16-12	22,5	38,0
1201127	A17005-20-16I	TN	16	25,0	1"	20	1 5/8-12	24,5	50,0
1201131	A17005-20-20I	TN	20	32,0	1 1/4"	20	1 5/8-12	25,7	50,0
1216973	A17005-24-20I	TN	20	32,0	1 1/4"	24	1 7/8-12	28,2	55,0
1201133	A17005-24-24I	TN	24	38,0	1 1/2"	24	1 7/8-12	29,0	55,0
1201135	A17005-32-32I	TN	32	51,0	2"	32	2 1/2-12	34,0	70,0

Dimensions shown may be changed without prior notice

// H1422542

45° JIC Female 37° Seat
DKJ 45
Solid one piece

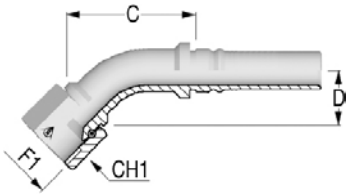

Item Code	DHFI Item number	Nut Type	ID			F1	F1	C	D Drop	CH1
			Dash	mm	in	Dash Size		mm	mm	mm
1201485	A17064-12-12I	TN	12	19,0	3/4"	12	1 1/16-12	66,0	27,5	32,0
1202098	A17064-16-12I	TN	12	19,0	3/4"	16	1 5/16-12	72,0	30,0	38,0
1201486	A17064-16-16I	TN	16	25,0	1"	16	1 5/16-12	79,5	31,0	38,0
1201487	A17064-20-20I	TN	20	32,0	1 1/4"	20	1 5/8-12	93,0	37,0	50,0
1201765	A17064-24-24I	TN	24	38,0	1 1/2"	24	1 7/8-12	121,0	38,0	55,0

// H1422592

90° JIC Female 37° Seat
DKJ 90
Solid one piece

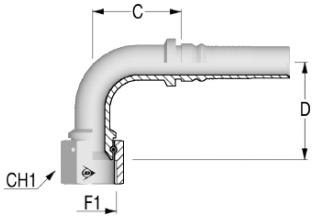

Item Code	DHFI Item number	Nut Type	ID			F1	F1	C	D Drop	CH1
			Dash	mm	in	Dash Size		mm	mm	mm
1201488	A17054-12-12I	TN	12	19,0	3/4"	12	1 1/16-12	45,0	57,0	32,0
1202103	A17054-16-12I	TN	12	19,0	3/4"	16	1 5/16-12	58,0	60,5	38,0
1201489	A17054-16-16I	TN	16	25,0	1"	16	1 5/16-12	71,0	67,0	38,0
1201490	A17054-20-20I	TN	20	32,0	1 1/4"	20	1 5/8-12	79,2	78,0	50,0
1201491	A17054-24-24I	TN	24	38,0	1 1/2"	24	1 7/8-12	94,5	92,0	55,0
1201796	A17054-32-32I	TN	32	51,0	2"	32	2 1/2-12	132,0	120,5	70,0

Dimensions shown may be changed without prior notice

// NPTF INSERTS

// H1412810

NPTF Male 60° Seat
AGN

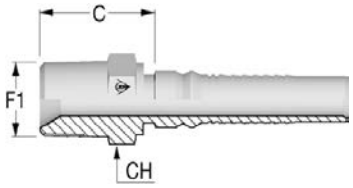

Item Code	DHFI Item number	Nut Type	ID			F1	F1	C	CH
			Dash	mm	in	Dash Size		mm	mm
1201609	170170-06-06I	NA	06	10,0	3/8"	06	3/8-18	26,5	19,0
1203127	170170-08-08I	NA	08	13,0	1/2"	08	1/2-14	30,0	22,0
1200193	170170-12-12I	NA	12	19,0	3/4"	12	3/4-14	32,0	27,0
1200219	170170-16-16I	NA	16	25,0	1"	16	1-11 1/2	42,0	36,0
1200240	170170-20-20I	NA	20	32,0	1 1/4"	20	1 1/4-11 1/2	46,2	46,0
1200263	170170-24-24I	NA	24	38,0	1 1/2"	24	1 1/2-11 1/2	48,0	50,0
1200281	170170-32-32I	NA	32	51,0	2"	32	2-11 1/2	53,2	65,0

Dimensions shown may be changed without prior notice

// ORFS INSERTS

// H1412410

ORFS Male

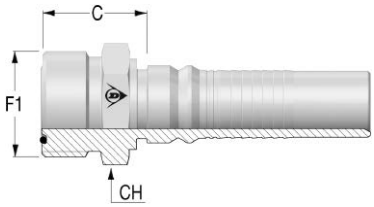

Item Code	DHFI Item number	Nut Type	ID			F1	F1	C	CH
			Dash	mm	in	Dash Size		mm	mm
1214664	17A290-12-12I	NA	12	19,0	3/4"	12	1 3/16-12	30200,0	30,0
1231483	17A290-16-16I	NA	16	25,0	1"	16	1 7/16-12	35,8	38,0
1226310	17A290-20-20I	NA	20	32,0	1 1/4"	20	1 11/16-12	39,1	46,0
1226312	17A290-24-24I	NA	24	38,0	1 1/2"	24	2-12	41,0	55,0

// H1422411

ORFS Female with Stem Hexagon

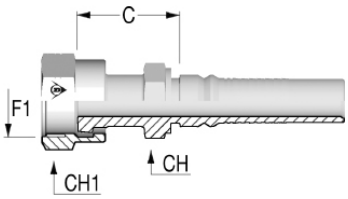

Item Code	DHFI Item number	Nut Type	ID			F1	F1	C	CH	CH1
			Dash	mm	in	Dash Size		mm	mm	mm
1202864	A17A26-12-10I	CR	10	16,0	5/8"	12	1 3/16-12	40,0	30,0	36,0
1202099	A17A26-12-12I	CR	12	19,0	3/4"	12	1 3/16-12	40,0	30,0	36,0
1202106	A17A26-16-12I	CR	12	19,0	3/4"	16	1 7/16-12	43,0	36,0	41,0
1216952	A17A26-12-16I	CR	16	25,0	1"	12	1 3/16-12	42,0	32,0	36,0
1202071	A17A26-16-16I	CR	16	25,0	1"	16	1 7/16-12	47,0	36,0	41,0
1202107	A17A26-20-16I	CR	16	25,0	1"	20	1 11/16-12	49,0	46,0	50,0
1216955	A17A26-16-20I	CR	20	32,0	1 1/4"	16	1 7/16-12	47,2	41,0	41,0
1201807	A17A26-20-20I	CR	20	32,0	1 1/4"	20	1 11/16-12	47,2	46,0	50,0
1216956	A17A26-24-24I	CR	24	38,0	1 1/2"	24	2-12	52,0	50,0	60,0

Dimensions shown may be changed without prior notice

// H1422441

45° ORFS Female
DK ORFS 45
Solid one piece

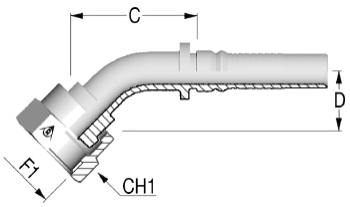

Item Code	DHFI Item number	Nut Type	ID			F1	F1	C	D Drop	CH1
			Dash	mm	in	Dash Size		mm	mm	mm
1202108	A17A27-12-12I	CR	12	19,0	3/4"	12	1 3/16-12	77,7	26,0	36,0
1202109	A17A27-16-12I	CR	12	19,0	3/4"	16	1 7/16-12	68,4	28,0	41,0
1202110	A17A27-16-16I	CR	16	25,0	1"	16	1 7/16-12	114,0	28,0	41,0
1202111	A17A27-20-16I	CR	16	25,0	1"	20	1 11/16-12	83,4	28,0	50,0
1202112	A17A27-20-20I	CR	20	32,0	1 1/4"	20	1 11/16-12	100,7	33,0	50,0

// H1422491

90° ORFS Female
DK ORFS 90
Solid one piece

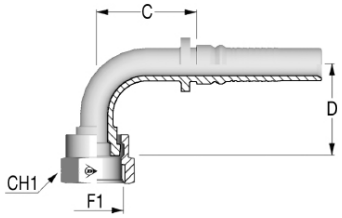

Item Code	DHFI Item number	Nut Type	ID			F1	F1	C	D Drop	CH1
			Dash	mm	in	Dash Size		mm	mm	mm
1203123	A17A28-12-10I	CR	10	16,0	5/8"	12	1 3/16-12	48,1	58,0	36,0
1202117	A17A28-12-12I	CR	12	19,0	3/4"	12	1 3/16-12	64,2	58,0	36,0
1202116	A17A28-16-12I	CR	12	19,0	3/4"	16	1 7/16-12	66,2	58,0	41,0
1202115	A17A28-16-16I	CR	16	25,0	1"	16	1 7/16-12	75,2	66,0	41,0
1202114	A17A28-20-16I	CR	16	25,0	1"	20	1 11/16-12	73,2	66,0	50,0
1202113	A17A28-20-20I	CR	20	32,0	1 1/4"	20	1 11/16-12	91,7	81,0	50,0

Dimensions shown may be changed without prior notice

// SAE FLANGES

// H1443310

Flange SAE 3000 PSI J518 Code 61 - SFL

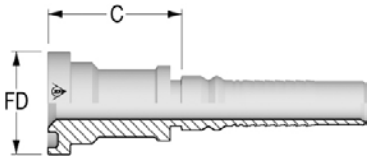

Item Code	DHFI Item number	ID			Flange	Flange Size	C	FD	WP
		Dash	mm	in	Dash Size		mm	mm	psi
1200233	170250-16-16I	16	25,0	1"	16	1	49,0	44,5	5000
1200234	170250-20-16I	16	25,0	1"	20	1 1/4	51,5	50,8	4000
1200257	170250-20-20I	20	32,0	1 1/4"	20	1 1/4	52,7	50,8	4000
1200256	170250-24-20I	20	32,0	1 1/4"	24	1 1/2	55,7	60,3	3000
1200276	170250-24-24I	24	38,0	1 1/2"	24	1 1/2	56,0	60,3	3000
1200277	170250-32-24I	24	38,0	1 1/2"	32	2	67,5	71,4	3000
1200287	170250-32-32I	32	51,0	2"	32	2	69,0	71,4	3000

// H1443340

45° Flange SAE 3000 PSI J518 Code 61 - SFL 45
Solid one piece

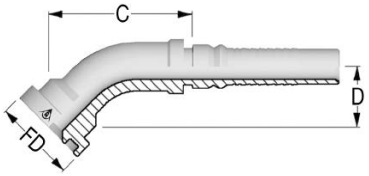

Item Code	DHFI Item number	ID			Flange	Flange Size	FD	C	D Drop	WP
		Dash	mm	in	Dash Size		mm	mm	mm	psi
1200230	17B370-20-16I	16	25,0	1"	20	1 1/4	50,8	95,6	30,0	4000
1200253	17B370-20-20I	20	32,0	1 1/4"	20	1 1/4	50,8	100,9	32,5	4000
1200252	17B370-24-20I	20	32,0	1 1/4"	24	1 1/2	60,3	92,8	40,0	3000
1200272	17B370-24-24I	24	38,0	1 1/2"	24	1 1/2	60,3	103,7	43,0	3000
1200273	17B370-32-24I	24	38,0	1 1/2"	32	2	71,4	132,7	56,5	3000
1200285	17B370-32-32I	32	51,0	2"	32	2	71,4	138,1	54,0	3000

// H1443390

90° Flange SAE 3000 PSI J518 Code 61 - SFL 90
Solid one piece

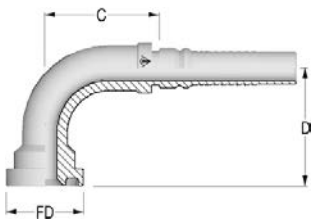

Item Code	DHFI Item number	ID			Flange	Flange Size	FD	C	D Drop	WP
		Dash	mm	in	Dash Size		mm	mm	mm	psi
1200231	17B380-16-16I	16	25,0	1"	16	1	44,5	72,2	64,0	5000
1200232	17B380-20-16I	16	25,0	1"	20	1 1/4	50,8	70,2	69,0	4000
1200255	17B380-20-20I	20	32,0	1 1/4"	20	1 1/4	50,8	86,2	81,0	4000
1200254	17B380-24-20I	20	32,0	1 1/4"	24	1 1/2	60,3	81,2	85,0	3000
1200274	17B380-24-24I	24	38,0	1 1/2"	24	1 1/2	60,3	95,5	93,0	3000
1200275	17B380-32-24I	24	38,0	1 1/2"	32	2	71,4	130,3	97,0	3000
1200286	17B380-32-32I	32	51,0	2"	32	2	71,4	134,4	130,0	3000

Dimensions shown may be changed without prior notice

// H1443610

Flange SAE 6000 PSI J518 Code 62 - SFS

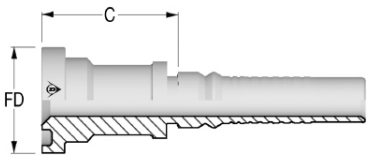

Item Code	DHFI Item number	ID			Flange	Flange Size	C	FD	WP
		Dash	mm	in	Dash Size		mm	mm	psi
1200199	17B810-12-12I	12	19,0	3/4"	12	3/4	50,0	41,3	6000
1200198	17B810-16-12I	12	19,0	3/4"	16	1	53,0	47,6	6000
1201218	17B810-12-16I	16	25,0	1"	12	3/4	51,0	41,3	6000
1200224	17B810-16-16I	16	25,0	1"	16	1	54,0	47,6	6000
1200225	17B810-20-16I	16	25,0	1"	20	1 1/4	61,0	54,0	6000
1201556	17B810-16-20I	20	32,0	1 1/4"	16	1	80,2	47,6	6000
1200246	17B810-20-20I	20	32,0	1 1/4"	20	1 1/4	62,2	54,0	6000
1200245	17B810-24-20I	20	32,0	1 1/4"	24	1 1/2	68,2	63,5	6000
1200270	17B810-20-24I	24	38,0	1 1/2"	20	1 1/4	62,5	54,0	6000
1200268	17B810-24-24I	24	38,0	1 1/2"	24	1 1/2	68,5	63,5	6000
1200271	17B810-32-24I	24	38,0	1 1/2"	32	2	80,5	79,4	6000
1200284	17B810-32-32I	32	51,0	2"	32	2	87,0	79,4	6000

// H1443640

45° Flange SAE 6000 PSI J518 Code 62 - SFS 45
Solid one piece

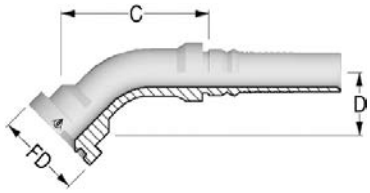

Item Code	DHFI Item number	ID			Flange	Flange Size	FD	C	D Drop	WP
		Dash	mm	in	Dash Size		mm	mm	mm	psi
1200195	17B470-12-12I	12	19,0	3/4"	12	3/4	41,3	72,1	30,0	6000
1200194	17B470-16-12I	12	19,0	3/4"	16	1	47,6	76,8	33,0	6000
1202890	17B470-12-16I	16	25,0	1"	12	3/4	41,3	80,3	29,5	6000
1200220	17B470-16-16I	16	25,0	1"	16	1	47,6	94,8	35,0	6000
1200221	17B470-20-16I	16	25,0	1"	20	1 1/4	54,0	105,3	44,0	6000
1201557	17B470-16-20I	20	32,0	1 1/4"	16	1	47,6	104,7	34,5	6000
1200242	17B470-20-20I	20	32,0	1 1/4"	20	1 1/4	54,0	102,0	39,5	6000
1200241	17B470-24-20I	20	32,0	1 1/4"	24	1 1/2	63,5	111,7	48,0	6000
1200264	17B470-24-24I	24	38,0	1 1/2"	24	1 1/2	63,5	136,3	48,0	6000
1200265	17B470-32-24I	24	38,0	1 1/2"	32	2	79,4	129,1	55,0	6000
1200282	17B470-32-32I	32	51,0	2"	32	2	79,4	160,6	63,0	6000

Dimensions shown may be changed without prior notice

// H1443690

90° Flange SAE 6000 PSI J518 Code 62 - SFS 90
Solid one piece

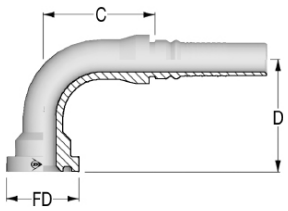

Item Code	DHFI Item number	ID			Flange	Flange Size	FD	C	D Drop	WP
		Dash	mm	in	Dash Size		mm	mm	mm	psi
1200197	17B480-12-12I	12	19,0	3/4"	12	3/4	41,3	61,2	64,0	6000
1200196	17B480-16-12I	12	19,0	3/4"	16	1	47,6	61,2	66,0	6000
1202811	17B480-12-16I	16	25,0	1"	12	3/4	41,3	70,2	61,0	6000
1200222	17B480-16-16I	16	25,0	1"	16	1	47,6	70,4	74,0	6000
1200223	17B480-20-16I	16	25,0	1"	20	1 1/4	54,0	77,2	80,0	6000
1200244	17B480-20-20I	20	32,0	1 1/4"	20	1 1/4	54,0	88,2	91,0	6000
1200243	17B480-24-20I	20	32,0	1 1/4"	24	1 1/2	63,5	92,9	103,5	6000
1200266	17B480-24-24I	24	38,0	1 1/2"	24	1 1/2	63,5	106,3	109,0	6000
1200267	17B480-32-24I	24	38,0	1 1/2"	32	2	79,4	106,5	121,5	6000
1200283	17B480-32-32I	32	51,0	2"	32	2	79,4	146,0	138,5	6000

// H1T43610

Flange SAE 6000 PSI J518 Code 62 - SFS
Special version

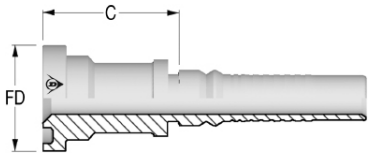

Item Code	DHFI Item number	ID			Flange	Flange Size	C	FD	WP
		Dash	mm	in	Dash Size		mm	mm	psi
1223166	20B810-24-32I	32	51,0	2"	24	1 1/2	106,0	63,5	6000
1223388	20B810-32-32I	32	51,0	2"	32	2	104,0	79,4	6000
1235395	20B810-40-40I	40	63,0	2 1/2"	40	2 1/2	124,3	108,0	6000

// H1T43640

45° Flange SAE 6000 PSI J518 Code 62 - SFS 45
Solid one piece
Special version

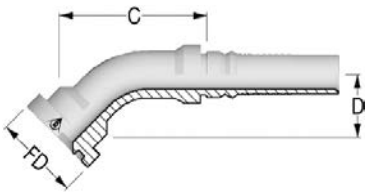

Item Code	DHFI Item number	ID			Flange	Flange Size	FD	C	D Drop	WP
		Dash	mm	in	Dash Size		mm	mm	mm	psi
1223389	20B470-32-32I	32	51,0	2"	32	2	79,4	141,0	63,0	6000

Dimensions shown may be changed without prior notice

// H1T43690

90° Flange SAE 6000 PSI J518 Code 62 - SFS 90
Solid one piece
Special version

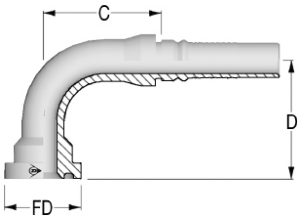

Item Code	DHFI Item number	ID			Flange	Flange Size	FD	C	D Drop	WP
		Dash	mm	in	Dash Size		mm	mm	mm	psi
1223168	20B480-24-32I	32	51,0	2"	24	1 1/2	63,5	134,0	112,0	6000
1228051	20B480-32-32I	32	51,0	2"	32	2	79,4	132,0	145,0	6000

Dimensions shown may be changed without prior notice

// SUPERCAT FLANGES

// H1443910

Flange SUPERCAT

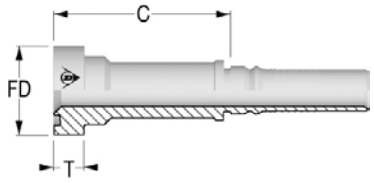

Item Code	DHFI Item number	ID			Flange	Flange Size	FD	T	C
		Dash	mm	in	Dash Size		mm	mm	mm
1202219	17B810-12-12CAT	12	19,0	3/4"	12	3/4	41,3	14,3	82,0
1202388	17B810-16-12CAT	12	19,0	3/4"	16	1	47,6	14,3	82,0
1202389	17B810-16-16CAT	16	25,0	1"	16	1	47,6	14,3	90,0
1202390	17B810-20-16CAT	16	25,0	1"	20	1 1/4	54,0	14,3	90,0
1202391	17B810-20-20CAT	20	32,0	1 1/4"	20	1 1/4	54,0	14,3	86,2
1202392	17B810-24-20CAT	20	32,0	1 1/4"	24	1 1/2	63,5	14,3	83,2

// H1443940

45° Flange SUPERCAT
Solid one piece

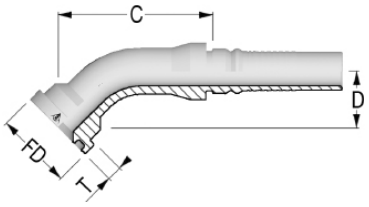

Item Code	DHFI Item number	ID			Flange	Flange Size	FD	T	C	D Drop
		Dash	mm	in	Dash Size		mm	mm	mm	mm
1202398	17B470-12-12CAT	12	19,0	3/4"	12	3/4	41,3	14,3	82,9	34,0
1202397	17B470-16-12CAT	12	19,0	3/4"	16	1	47,6	14,3	87,4	34,0
1202396	17B470-16-16CAT	16	25,0	1"	16	1	47,6	14,3	93,9	40,0
1202395	17B470-20-16CAT	16	25,0	1"	20	1 1/4	54,0	14,3	95,4	40,0
1202394	17B470-20-20CAT	20	32,0	1 1/4"	20	1 1/4	54,0	14,3	103,6	43,0
1202393	17B470-24-20CAT	20	32,0	1 1/4"	24	1 1/2	63,5	14,3	110,1	49,5

// H1443990

90° Flange SUPERCAT
Solid one piece

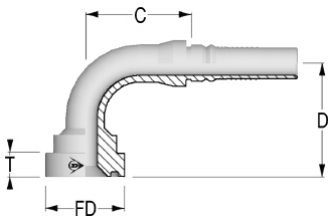

Item Code	DHFI Item number	ID			Flange	Flange Size	FD	T	C	D Drop
		Dash	mm	in	Dash Size		mm	mm	mm	mm
1202399	17B480-12-12CAT	12	19,0	3/4"	12	3/4	41,3	14,3	63,7	67,0
1202400	17B480-16-12CAT	12	19,0	3/4"	16	1	47,6	14,3	65,2	70,0
1202401	17B480-16-16CAT	16	25,0	1"	16	1	47,6	14,3	80,4	79,0
1202402	17B480-20-16CAT	16	25,0	1"	20	1 1/4	54,0	14,3	75,4	82,5
1202403	17B480-20-20CAT	20	32,0	1 1/4"	20	1 1/4	54,0	14,3	89,2	93,0
1202404	17B480-24-20CAT	20	32,0	1 1/4"	24	1 1/2	63,5	14,3	91,4	101,0

Dimensions shown may be changed without prior notice

// HAMMER UNION

// H1T13F13

Male Hammer Union Fig. 1502 integral fitting with Lug Nut
Special version

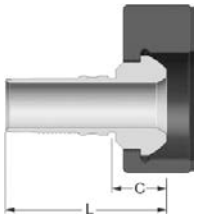

Item Code	DHFI Item number	ID			C	L
		Dash	mm	in	mm	mm
1235624	H1T13F13-323200	32	51,0	2"	60,8	162,20

// H1T23F10

Female Hammer Union Fig. 1502 integral fitting with Rubber Ring
Special version

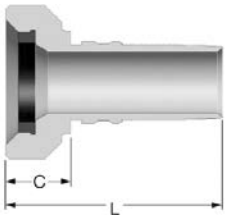

Item Code	DHFI Item number	ID			C	L
		Dash	mm	in	mm	mm
1235623	H1T23F10-323200	32	51,0	2"	57,3	158,70

// JIC 37° ADAPTERS

// MALE UNION 137
// MALE / FEMALE UNION 139
// BULKHEAD 142
// BSPP 145
// METRIC 155
// SAE UNF 161
// NPTF 169
// FLANGES 172
// ACCESSORIES 175
// PLUG 176

Dimensions shown may be changed without prior notice

// MALE UNION

// R1A25M125M

Straight union JIC - JIC Male

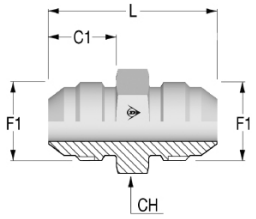

Item Code	DHFI Item number	OD1	F1	C1	CH	L
		in		mm	mm	mm
1203685	29-1010-04-04	1/4"	7/16-20	14,0	12,0	35,0
1203628	29-1010-05-05	5/16"	1/2-20	14,0	14,0	35,0
1203713	29-1010-06-06	3/8"	9/16-18	14,0	17,0	36,0
1203670	29-1010-08-08	1/2"	3/4-16	16,5	22,0	41,0
1203698	29-1010-10-10	5/8"	7/8-14	19,5	24,0	48,0
1203616	29-1010-12-12	3/4"	1 1/16-12	22,0	30,0	55,0
1216393	29-1010-14-14	7/8"	1 3/16-12	22,5	32,0	56,5
1203639	29-1010-16-16	1"	1 5/16-12	23,0	36,0	57,0
1203646	29-1010-20-20	1"1/4	1 5/8-12	24,5	46,0	61,5
1203653	29-1010-24-24	1"1/2	1 7/8-12	27,5	50,0	70,0

// R1A25M925M

90° union JIC - JIC Male

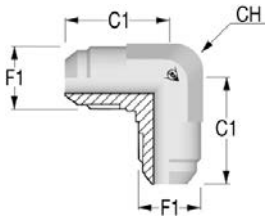

Item Code	DHFI Item number	OD1	F1	C1	CH
		in		mm	mm
1203876	29-1110-04-04	1/4"	7/16-20	22,5	12,0
1203842	29-1110-05-05	5/16"	1/2-20	24,0	14,0
1203897	29-1110-06-06	3/8"	9/16-18	27,0	14,0
1203866	29-1110-08-08	1/2"	3/4-16	32,0	19,0
1203884	29-1110-10-10	5/8"	7/8-14	37,0	22,0
1203836	29-1110-12-12	3/4"	1 1/16-12	42,0	27,0
1216421	29-1110-14-14	7/8"	1 3/16-12	44,0	33,0
1203849	29-1110-16-16	1"	1 5/16-12	46,0	33,0
1203855	29-1110-20-20	1"1/4	1 5/8-12	52,5	41,0
1206334	29-1110-24-24	1"1/2	1 7/8-12	59,0	48,0

Dimensions shown may be changed without prior notice

// R1A25MT25M

Tee union JIC - JIC Male

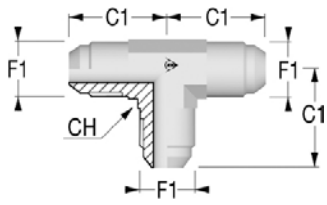

Item Code	DHFI Item number	OD1	F1	C1	CH
		in		mm	mm
1203950	29-1210040404	1/4"	7/16-20	22,5	12,0
1203945	29-1210050505	5/16"	1/2-20	24,0	14,0
1203954	29-1210060606	3/8"	9/16-18	27,0	14,0
1203948	29-1210080808	1/2"	3/4-16	32,0	19,0
1203952	29-1210101010	5/8"	7/8-14	37,0	22,0
1203944	29-1210121212	3/4"	1 1/16-12	42,0	27,0
1216460	29-1210141414	7/8"	1 3/16-12	44,0	33,0
1203947	29-1210161616	1"	1 5/16-12	46,0	33,0
1205959	29-1210202020	1"1/4	1 5/8-12	52,5	41,0
1206335	29-1210242424	1"1/2	1 7/8-12	59,0	48,0

// R1A25MX25M

Cross union JIC - JIC Male

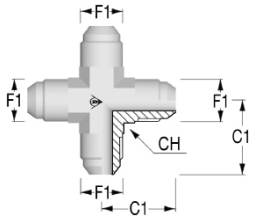

Item Code	DHFI Item number	OD1	F1	C1	CH
		in		mm	mm
1206909	29-1310040404	1/4"	7/16-20	22,5	12,0
1205451	29-1310050505	5/16"	1/2-20	24,0	14,0
1205455	29-1310060606	3/8"	9/16-18	27,0	14,0
1205453	29-1310080808	1/2"	3/4-16	32,0	19,0
1205454	29-1310101010	5/8"	7/8-14	37,0	22,0
1206835	29-1310121212	3/4"	1 1/16-12	42,0	27,0
1216494	29-1310141414	7/8"	1 3/16-12	44,0	33,0
1205452	29-1310161616	1"	1 5/16-12	46,0	33,0
1212823	29-1310202020	1"1/4	1 5/8-12	52,5	41,0
1212824	29-1310242424	1"1/2	1 7/8-12	59,0	48,0

Dimensions shown may be changed without prior notice

// MALE / FEMALE UNION

// R1A253125M

Straight reducing JIC Female - JIC Male

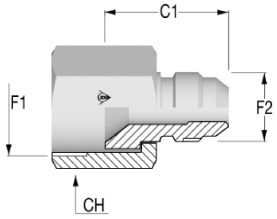

Item Code	DHFI Item number	OD1	F1	F2	C1	CH
		in			mm	mm
1207357	29-5015-04-06	3/8"	9/16-18	7/16-20	24,5	19,0
1207615	29-5015-05-06	3/8"	9/16-18	1/2-20	25,0	19,0
1207358	29-5015-04-08	1/2"	3/4-16	7/16-20	25,5	22,0
1207359	29-5015-05-08	1/2"	3/4-16	1/2-20	25,5	22,0
1207360	29-5015-06-08	1/2"	3/4-16	9/16-18	25,5	22,0
1207361	29-5015-04-10	5/8"	7/8-14	7/16-20	26,5	27,0
1207362	29-5015-06-10	5/8"	7/8-14	9/16-18	26,5	27,0
1207616	29-5015-08-10	5/8"	7/8-14	3/4-16	32,5	27,0
1207363	29-5015-04-12	3/4"	1 1/16-12	7/16-20	27,0	32,0
1207364	29-5015-06-12	3/4"	1 1/16-12	9/16-18	27,0	32,0
1207365	29-5015-08-12	3/4"	1 1/16-12	3/4-16	30,5	32,0
1207617	29-5015-10-12	3/4"	1 1/16-12	7/8-14	34,5	32,0
1216344	29-5015-12-14	7/8"	1 3/16-12	1 1/16-12	36,4	36,0
1216365	29-5015-06-16	1"	1 5/16-12	9/16-18	28,5	41,0
1216366	29-5015-08-16	1"	1 5/16-12	3/4-16	31,0	41,0
1208272	29-5015-10-16	1"	1 5/16-12	7/8-14	34,0	41,0
1207367	29-5015-12-16	1"	1 5/16-12	1 1/16-12	37,5	41,0
1213168	29-5015-14-16	1"	1 5/16-12	1 3/16-12	39,5	38,0
1207366	29-5015-12-20	1"1/4	1 5/8-12	1 1/16-12	39,1	50,0
1207368	29-5015-16-20	1"1/4	1 5/8-12	1 5/16-12	40,0	50,0
1216367	29-5015-16-24	1"1/2	1 7/8-12	1 5/16-12	46,3	60,0
1207369	29-5015-20-24	1"1/2	1 7/8-12	1 5/8-12	47,8	60,0

// R1A25M4251

45° union JIC Male - JIC Female

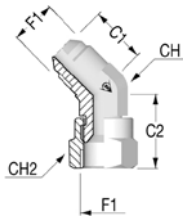

Item Code	DHFI Item number	OD1	F1	C1	C2	CH	CH2
		in		mm	mm	mm	mm
1207343	29-1420-04-04	1/4"	7/16-20	18,5	23,7	12,0	16,0
1207342	29-1420-05-05	5/16"	1/2-20	20,0	25,5	14,0	17,0
1207341	29-1420-06-06	3/8"	9/16-18	21,5	28,5	14,0	19,0
1207344	29-1420-08-08	1/2"	3/4-16	24,5	32,7	19,0	25,0
1206944	29-1420-10-10	5/8"	7/8-14	28,0	36,7	22,0	27,0
1207345	29-1420-12-12	3/4"	1 1/16-12	32,5	38,3	27,0	32,0
1216410	29-1420-14-14	7/8"	1 3/16-12	35,4	43,0	33,0	36,0
1207346	29-1420-16-16	1"	1 5/16-12	36,5	44,6	33,0	38,0
1207347	29-1420-20-20	1"1/4	1 5/8-12	40,5	51,4	41,0	50,0
1210765	29-1420-24-24	1"1/2	1 7/8-12	45,0	57,1	48,0	55,0

Dimensions shown may be changed without prior notice

// R1A25M9251

90° union JIC Male - JIC Female

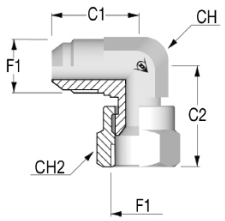

Item Code	DHFI Item number	OD1	F1	C1	C2	CH	CH2
		in		mm	mm	mm	mm
1207266	29-1130-04-04	1/4"	7/16-20	22,5	25,2	12,0	16,0
1207267	29-1130-05-05	5/16"	1/2-20	24,5	27,0	14,0	17,0
1207268	29-1130-06-06	3/8"	9/16-18	27,0	32,0	14,0	19,0
1207269	29-1130-08-08	1/2"	3/4-16	32,5	35,2	19,0	25,0
1207270	29-1130-10-10	5/8"	7/8-14	36,5	41,5	22,0	27,0
1207271	29-1130-12-12	3/4"	1 1/16-12	42,0	44,3	27,0	32,0
1216420	29-1130-14-14	7/8"	1 3/16-12	45,5	48,0	33,0	36,0
1207272	29-1130-16-16	1"	1 5/16-12	46,0	50,6	33,0	38,0
1207273	29-1130-20-20	1"1/4	1 5/8-12	52,5	58,9	41,0	50,0
29-1130-24-24	R1A25M9252-2424	1"1/2	1 7/8-12	59,0	65,6	48,0	55,0

// R1A25MT251

Branch Tee union JIC Male - JIC Female

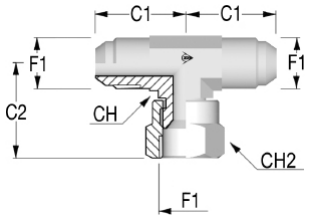

Item Code	DHFI Item number	OD1	F1	C1	C2	CH	CH2
		in		mm	mm	mm	mm
1207304	29-1240040404	1/4"	7/16-20	22,5	22,5	12,0	16,0
1207305	29-1240050505	5/16"	1/2-20	24,0	24,0	14,0	17,0
1207306	29-1240060606	3/8"	9/16-18	27,0	27,0	14,0	19,0
1207307	29-1240080808	1/2"	3/4-16	32,0	32,0	19,0	25,0
1207308	29-1240101010	5/8"	7/8-14	36,5	36,5	22,0	27,0
1207309	29-1240121212	3/4"	1 1/16-12	42,0	42,0	27,0	32,0
1216459	29-1240141414	7/8"	1 3/16-12	45,5	45,5	33,0	36,0
1207310	29-1240161616	1"	1 5/16-12	46,0	46,0	33,0	38,0
1207311	29-1240202020	1"1/4	1 5/8-12	52,5	52,5	41,0	50,0
1207312	29-1240242424	1"1/2	1 7/8-12	59,0	59,0	48,0	50,0

Dimensions shown may be changed without prior notice

// R1A25ML251

Run Tee union JIC Male - JIC Female

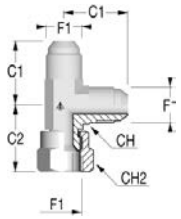

Item Code	DHFI Item number	OD1	F1	C1	C2	CH	CH2
		in		mm	mm	mm	mm
1207283	29-1230040404	1/4"	7/16-20	22,5	25,2	12,0	16,0
1207284	29-1230050505	5/16"	1/2-20	24,0	27,0	14,0	17,0
1207285	29-1230060606	3/8"	9/16-18	27,0	32,0	14,0	19,0
1207286	29-1230080808	1/2"	3/4-16	32,0	35,2	19,0	25,0
1207287	29-1230101010	5/8"	7/8-14	36,5	41,5	22,0	27,0
1207288	29-1230121212	3/4"	1 1/16-12	42,0	44,3	27,0	32,0
1216434	29-1230141414	7/8"	1 3/16-12	45,5	46,5	33,0	36,0
1207289	29-1230161616	1"	1 5/16-12	46,0	50,5	33,0	38,0
1207290	29-1230202020	1"1/4	1 5/8-12	52,5	59,0	41,0	50,0
1207291	29-1230242424	1"1/2	1 7/8-12	59,0	65,6	48,0	55,0

Dimensions shown may be changed without prior notice

// BULKHEAD

// R1A25M125T

Straight union JIC - JIC Bulkhead

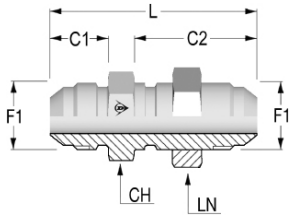

Item Code	DHFI Item number	OD1	F1	C1	C2	CH	LN	L
		in		mm	mm	mm	mm	mm
1203686	29-1030-04-04	1/4"	7/16-20	14,0	30,5	17,0	17,0	52,5
1203629	29-1030-05-05	5/16"	1/2-20	14,0	30,5	19,0	19,0	52,5
1203714	29-1030-06-06	3/8"	9/16-18	14,0	32,5	22,0	22,0	55,5
1203671	29-1030-08-08	1/2"	3/4-16	16,5	36,5	24,0	24,0	62,0
1203699	29-1030-10-10	5/8"	7/8-14	19,5	40,0	30,0	30,0	69,5
1203617	29-1030-12-12	3/4"	1 1/16-12	22,0	44,5	36,0	36,0	78,5
1216394	29-1030-14-14	7/8"	1 3/16-12	22,5	44,5	38,0	41,0	79,2
1203640	29-1030-16-16	1"	1 5/16-12	23,0	44,5	41,0	41,0	80,0
1203647	29-1030-20-20	1"1/4	1 5/8-12	24,5	45,5	50,0	50,0	84,0
1211675	29-1030-24-24	1"1/2	1 7/8-12	27,5	46,0	55,0	55,0	89,5

// R1A25M425T

45° union JIC - JIC Bulkhead

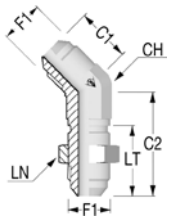

Item Code	DHFI Item number	OD1	F1	C1	C2	CH	LN	LT
		in		mm	mm	mm	mm	mm
1210766	29-1020-04-04	1/4"	7/16-20	18,5	39,0	12,0	17,0	25,9
1211706	29-1020-05-05	5/16"	1/2-20	19,5	42,0	14,0	19,0	25,9
1208045	29-1020-06-06	3/8"	9/16-18	20,0	42,7	14,0	22,0	27,7
1210767	29-1020-08-08	1/2"	3/4-16	25,0	49,5	19,0	24,0	31,8
1210768	29-1020-10-10	5/8"	7/8-14	28,0	55,0	22,0	30,0	35,3
1210769	29-1020-12-12	3/4"	1 1/16-12	32,5	62,0	27,0	36,0	39,6
1216411	29-1020-14-14	7/8"	1 3/16-12	35,0	63,5	33,0	38,0	39,6
1210770	29-1020-16-16	1"	1 5/16-12	37,5	65,0	33,0	41,0	39,6
1211707	29-1020-20-20	1"1/4	1 5/8-12	40,0	67,5	41,0	50,0	40,9
1211708	29-1020-24-24	1"1/2	1 7/8-12	45,0	68,0	48,0	55,0	41,1

Dimensions shown may be changed without prior notice

// R1A25M925T

90° union JIC - JIC Bulkhead

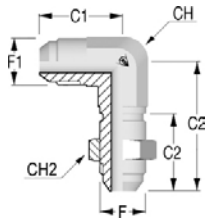

Item Code	DHFI Item number	OD1	F1	C1	C2	CH	LN	LT
		in		mm	mm	mm	mm	mm
1205564	29-1120-04-04	1/4"	7/16-20	24,5	40,5	12,0	17,0	25,9
1206405	29-1120-05-05	5/16"	1/2-20	27,0	43,5	14,0	19,0	25,9
1203898	29-1120-06-06	3/8"	9/16-18	27,5	46,0	14,0	22,0	27,7
1203867	29-1120-08-08	1/2"	3/4-16	34,5	53,5	19,0	24,0	31,8
1203885	29-1120-10-10	5/8"	7/8-14	39,5	60,5	22,0	30,0	35,3
1206783	29-1120-12-12	3/4"	1 1/16-12	45,0	68,0	27,0	36,0	39,6
1216422	29-1120-14-14	7/8"	1 3/16-12	47,0	69,0	33,0	38,0	39,6
1211735	29-1120-16-16	1"	1 5/16-12	49,5	71,0	33,0	41,0	39,6
1211736	29-1120-20-20	1"1/4	1 5/8-12	55,0	79,0	41,0	50,0	40,9
1208117	29-1120-24-24	1"1/2	1 7/8-12	59,5	87,0	48,0	55,0	41,1

// R1A25MT25T

Branch Tee union JIC - JIC Bulkhead

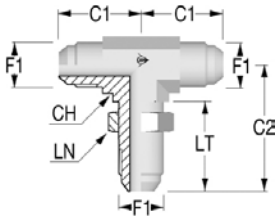

Item Code	DHFI Item number	OD1	F1	C1	C2	CH	LN	LT
		in		mm	mm	mm	mm	mm
1208139	29-1220040404	1/4"	7/16-20	24,5	40,5	12,0	17,0	25,9
1210747	29-1220050505	5/16"	1/2-20	27,0	43,5	14,0	19,0	25,9
1210748	29-1220060606	3/8"	9/16-18	27,5	46,0	14,0	22,0	27,7
1205586	29-1220080808	1/2"	3/4-16	34,5	53,5	19,0	24,0	31,8
1211637	29-1220101010	5/8"	7/8-14	39,5	60,5	22,0	30,0	35,3
1211638	29-1220121212	3/4"	1 1/16-12	45,0	68,0	27,0	36,0	39,6
1216462	29-1220141414	7/8"	1 3/16-12	49,0	69,0	33,0	38,0	39,6
1212775	29-1220161616	1"	1 5/16-12	49,5	71,0	33,0	41,0	39,6
1208225	29-1220202020	1"1/4	1 5/8-12	55,0	79,0	41,0	50,0	40,9
1212776	29-1220242424	1"1/2	1 7/8-12	59,5	87,0	48,0	55,0	41,1

Dimensions shown may be changed without prior notice

// R1A25ML25T

Run Tee union JIC - JIC Bulkhead

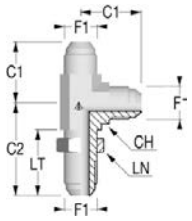

Item Code	DHFI Item number	OD1	F1	C1	C2	CH	LN	LT
		in		mm	mm	mm	mm	mm
1211617	R/A25ML25T-0404	1/4"	7/16-20	24,5	40,5	12,0	17,0	25,9
1211618	29-1290050505	5/16"	1/2-20	27,0	43,5	14,0	19,0	25,9
1206974	29-1290060606	3/8"	9/16-18	27,5	46,0	14,0	22,0	27,7
1211619	29-1290080808	1/2"	3/4-16	34,5	53,5	19,0	24,0	32,0
1210743	R/A25ML25T-1010	5/8"	7/8-14	39,5	60,5	22,0	30,0	35,3
1211620	29-1290121212	3/4"	1 1/16-12	45,0	68,0	27,0	36,0	39,6
1216435	29-1290141414	7/8"	1 3/16-12	47,0	69,0	33,0	38,0	39,6
1212713	29-1290161616	1"	1 5/16-12	49,5	71,0	33,0	41,0	39,6
1212714	29-1290202020	1"1/4	1 5/8-12	55,0	79,0	41,0	50,0	40,9
1212715	29-1290242424	1"1/2	1 7/8-12	59,5	87,0	48,0	55,0	41,1

Dimensions shown may be changed without prior notice

// BSPP

// R1A25M105M

Straight connector JIC Male - BSPP cylindric Male 60°

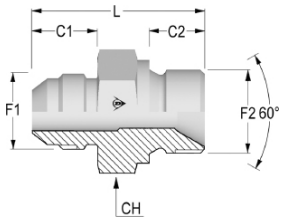

Item Code	DHFI Item number	OD1	F1	F2	C1	C2	CH	L
		in			mm	mm	mm	mm
1212826	26-040010204	1/4"	7/16-20	1/8-28	14,0	9,5	14,0	29,0
1212827	26-040010404	1/4"	7/16-20	1/4-19	14,0	13,0	19,0	34,0
1212828	26-040010604	1/4"	7/16-20	3/8-19	14,0	15,5	22,0	35,5
1212829	26-040010804	1/4"	7/16-20	1/2-14	14,0	17,0	27,0	40,0
1212830	26-040010205	5/16"	1/2-20	1/8-28	14,0	9,5	14,0	29,0
1212831	26-040010405	5/16"	1/2-20	1/4-19	14,0	13,0	19,0	32,0
1212832	26-040010406	3/8"	9/16-18	1/4-19	14,0	13,0	19,0	34,0
1212833	26-040010606	3/8"	9/16-18	3/8-19	14,0	15,5	22,0	35,5
1212834	26-040010806	3/8"	9/16-18	1/2-14	14,0	17,0	27,0	41,0
1212835	26-040010408	1/2"	3/4-16	1/4-19	16,5	13,0	19,0	36,0
1207735	26-040010608	1/2"	3/4-16	3/8-19	16,5	15,5	22,0	38,0
1207736	26-040010808	1/2"	3/4-16	1/2-14	16,5	17,0	27,0	41,0
1207737	26-040011208	1/2"	3/4-16	3/4-14	16,5	20,0	32,0	45,5
1207738	26-040010610	5/8"	7/8-14	3/8-19	19,5	15,5	24,0	41,5
1205996	26-040010810	5/8"	7/8-14	1/2-14	19,5	17,0	27,0	45,5
1231525	26-040011210	5/8"	7/8-14	3/4-14	19,5	20,0	32,0	48,5
1212837	26-040010812	3/4"	1 1/16-12	1/2-14	22,0	17,0	32,0	50,0
1212838	26-040011212	3/4"	1 1/16-12	3/4-14	22,0	20,0	32,0	50,0
1212839	26-040011612	3/4"	1 1/16-12	1-11	22,0	18,0	41,0	53,0
1216372	26-040011214	7/8"	1 3/16-12	3/4-14	22,5	20,0	32,0	51,5
1212840	26-040011216	1"	1 5/16-12	3/4-14	23,0	20,0	36,0	55,0
1212841	26-040011616	1"	1 5/16-12	1-11	23,0	22,0	41,0	54,0
1212842	26-040012016	1"	1 5/16-12	1 1/4-11	23,0	23,0	50,0	56,0
1207739	26-040011620	1"1/4	1 5/8-12	1-11	24,5	22,0	46,0	58,5
1212843	26-040012020	1"1/4	1 5/8-12	1 1/4-11	24,5	23,0	50,0	59,5
1212844	26-040012420	1"1/2	1 7/8-12	1 1/4-11	27,5	23,0	50,0	62,5
1212845	26-040012424	1"1/2	1 7/8-12	1 1/2-11	27,5	25,0	55,0	64,5

Dimensions shown may be changed without prior notice

// R1A25M106I

Straight connector JIC Male - BSPP cylindric Male with elastomer

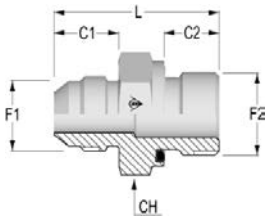

Item Code	DHFI Item number	OD1	F1	F2	C1	C2	CH	L
		in			mm	mm	mm	mm
1207410	29-6010-02-04	1/4"	7/16-20	1/8-28	14,0	8,0	14,0	30,0
1207411	29-6010-04-04	1/4"	7/16-20	1/4-19	14,0	12,0	19,0	36,0
1207412	29-6010-06-04	1/4"	7/16-20	3/8-19	14,0	12,0	22,0	35,5
1207413	29-6010-08-04	1/4"	7/16-20	1/2-14	14,0	14,0	27,0	39,0
1207993	29-6010-02-05	5/16"	1/2-20	1/8-28	14,0	8,0	14,0	30,5
1207414	29-6010-04-05	5/16"	1/2-20	1/4-19	14,0	12,0	19,0	35,0
1207415	29-6010-06-05	5/16"	1/2-20	3/8-19	14,0	12,0	22,0	35,5
1207416	29-6010-04-06	3/8"	9/16-18	1/4-19	14,0	12,0	19,0	35,0
1207417	29-6010-06-06	3/8"	9/16-18	3/8-19	14,0	12,0	22,0	36,0
1207418	29-6010-08-06	3/8"	9/16-18	1/2-14	14,0	14,0	27,0	39,5
1207419	29-6010-04-08	1/2"	3/4-16	1/4-19	16,5	12,0	19,0	38,5
1207420	29-6010-06-08	1/2"	3/4-16	3/8-19	16,5	12,0	22,0	38,5
1207421	29-6010-08-08	1/2"	3/4-16	1/2-14	16,5	14,0	27,0	42,0
1207422	29-6010-12-08	1/2"	3/4-16	3/4-14	16,5	16,0	32,0	45,5
1207423	29-6010-06-10	5/8"	7/8-14	3/8-19	19,5	12,0	24,0	42,5
1207424	29-6010-08-10	5/8"	7/8-14	1/2-14	19,5	14,0	27,0	44,5
1207425	29-6010-12-10	5/8"	7/8-14	3/4-14	19,5	16,0	32,0	49,5
1207426	29-6010-08-12	3/4"	1 1/16-12	1/2-14	22,0	14,0	32,0	49,0
1207427	29-6010-12-12	3/4"	1 1/16-12	3/4-14	22,0	16,0	32,0	51,0
1207428	29-6010-16-12	3/4"	1 1/16-12	1-11	22,0	18,0	41,0	53,5
1212875	29-6010-12-14	7/8"	1 3/16-12	3/4-14	22,5	16,0	32,0	53,5
1207429	29-6010-12-16	1"	1 5/16-12	3/4-14	23,0	16,0	36,0	51,5
1207430	29-6010-16-16	1"	1 5/16-12	1-11	23,0	18,0	41,0	54,5
1207431	29-6010-20-16	1"	1 5/16-12	1 1/4-11	23,0	20,0	50,0	58,5
1208006	29-6010-16-20	1"1/4	1 5/8-12	1-11	24,5	18,0	46,0	62,0
1207432	29-6010-20-20	1"1/4	1 5/8-12	1 1/4-11	24,5	20,0	50,0	60,0
1207433	29-6010-20-24	1"1/2	1 7/8-12	1 1/4-11	27,5	20,0	50,0	64,0
1207434	29-6010-24-24	1"1/2	1 7/8-12	1 1/2-11	27,5	22,0	55,0	67,0

Dimensions shown may be changed without prior notice

// R1A25M106H

Long connector JIC Male - BSPP cylindric Male with elastomer

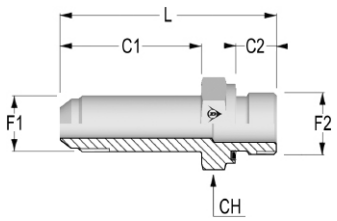

Item Code	DHFI Item number	OD1	F1	F2	C1	C2	CH	L
		in			mm	mm	mm	mm
1212846	R1A25M106H-0402	1/4"	7/16-20	1/8-28	35,0	8,0	14,0	50,0
1212847	R1A25M106H-0404	1/4"	7/16-20	1/4-19	35,0	12,0	19,0	55,5
1212848	R1A25M106H-0406	1/4"	7/16-20	3/8-19	35,0	12,0	22,0	56,8
1212849	R1A25M106H-0408	1/4"	7/16-20	1/2-14	35,0	14,0	27,0	60,3
1212850	R1A25M106H-0502	5/16"	1/2-20	1/8-28	37,0	8,0	14,0	53,3
1212851	R1A25M106H-0504	5/16"	1/2-20	1/4-19	37,0	12,0	19,0	57,5
1212852	R1A25M106H-0506	5/16"	1/2-20	3/8-19	37,0	12,0	22,0	57,5
1212853	R1A25M106H-0604	3/8"	9/16-18	1/4-19	39,0	12,0	19,0	59,5
1212854	R1A25M106H-0606	3/8"	9/16-18	3/8-19	39,5	12,0	22,0	62,0
1212855	R1A25M106H-0608	3/8"	9/16-18	1/2-14	39,0	14,0	27,0	63,0
1212856	R1A25M106H-0804	1/2"	3/4-16	1/4-19	47,8	12,0	22,0	69,8
1212857	R1A25M106H-0806	1/2"	3/4-16	3/8-19	47,8	12,0	22,0	70,8
1212858	R1A25M106H-0808	1/2"	3/4-16	1/2-14	48,0	14,0	27,0	73,5
1212859	R1A25M106H-0812	1/2"	3/4-16	3/4-14	48,0	16,0	32,0	76,8
1212860	R1A25M106H-1006	5/8"	7/8-14	3/8-19	53,0	12,0	24,0	74,0
1212861	R1A25M106H-1008	5/8"	7/8-14	1/2-14	53,1	14,0	27,0	78,1
1212862	R1A25M106H-1012	5/8"	7/8-14	3/4-14	53,1	16,0	32,0	84,1
1212863	R1A25M106H-1208	3/4"	1 1/16-12	1/2-14	63,5	14,0	30,0	90,5
1212864	R1A25M106H-1212	3/4"	1 1/16-12	3/4-14	64,0	16,0	32,0	92,5
1212865	R1A25M106H-1216	3/4"	1 1/16-12	1-11	63,5	18,0	41,0	95,0
1216388	R1A25M106H-1412	7/8"	1 3/16-12	3/4-14	68,3	16,0	32,0	99,3
1212866	R1A25M106H-1612	1"	1 5/16-12	3/4-14	72,0	16,0	36,0	100,0
1212867	R1A25M106H-1616	1"	1 5/16-12	1-11	72,1	18,0	41,0	103,6
1212868	R1A25M106H-1620	1"	1 5/16-12	1 1/4-11	72,1	20,0	50,0	107,6
1212869	R1A25M106H-2016	1"1/4	1 5/8-12	1-11	88,0	18,0	46,0	123,0
1212870	R1A25M106H-2020	1"1/4	1 5/8-12	1 1/4-11	88,1	20,0	50,0	123,6
1212871	R1A25M106H-2420	1"1/2	1 7/8-12	1 1/4-11	98,6	20,0	50,0	135,1
1212872	R1A25M106H-2424	1"1/2	1 7/8-12	1 1/2-11	98,6	22,0	55,0	138,1

Dimensions shown may be changed without prior notice

// R1A25M406N

45° adjustable elbow connector JIC Male - BSPP cylindric Male with O-Ring and retaining ring

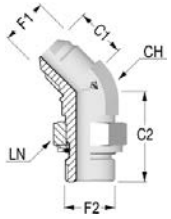

Item Code	DHFI Item number	OD1	F1	F2	C1	C2	CH	LN
		in			mm	mm	mm	mm
1207325	29-6710-02-04	1/4"	7/16-20	1/8-28	19,5	26,5	12,0	14,0
1207326	29-6710-04-04	1/4"	7/16-20	1/4-19	21,0	29,0	14,0	19,0
1212959	29-6710-06-04	1/4"	7/16-20	3/8-19	22,0	33,0	17,0	22,0
1212960	29-6710-08-04	1/4"	7/16-20	1/2-14	22,5	38,5	22,0	27,0
1212961	29-6710-02-05	5/16"	1/2-20	1/8-28	19,5	26,5	14,0	14,0
1211702	29-6710-04-05	5/16"	1/2-20	1/4-19	19,5	26,5	14,0	19,0
1212962	29-6710-06-05	5/16"	1/2-20	3/8-19	21,0	32,5	17,0	22,0
1207327	29-6710-04-06	3/8"	9/16-18	1/4-19	21,0	29,0	14,0	19,0
1207328	29-6710-06-06	3/8"	9/16-18	3/8-19	22,0	33,0	17,0	22,0
1212963	29-6710-08-04	3/8"	9/16-18	1/2-14	22,5	38,5	22,0	27,0
1212964	29-6710-04-08	1/2"	3/4-16	1/4-19	25,5	30,0	19,0	19,0
1207329	29-6710-06-08	1/2"	3/4-16	3/8-19	25,5	33,0	19,0	22,0
1207330	29-6710-08-08	1/2"	3/4-16	1/2-14	25,5	38,5	22,0	27,0
1207331	29-6710-08-10	5/8"	7/8-14	1/2-14	28,0	38,5	22,0	27,0
1208292	29-6710-12-10	5/8"	7/8-14	3/4-14	30,0	44,0	27,0	36,0
1207333	29-6710-12-12	3/4"	1 1/16-12	3/4-14	32,5	44,0	27,0	36,0
1212967	29-6710-16-12	3/4"	1 1/16-12	1-11	37,0	47,0	33,0	41,0
1212969	29-6710-12-16	1"	1 5/16-12	3/4-14	37,0	47,0	33,0	36,0
1207334	29-6710-16-16	1"	1 5/16-12	1-11	37,0	47,0	33,0	41,0
1208380	29-6710-20-20	1"1/4	1 5/8-12	1 1/4-11	39,5	48,5	41,0	50,0
1211703	29-6710-24-24	1"1/2	1 7/8-12	1 1/2-11	45,0	48,0	48,0	55,0
1212968	29-6710-12-14	7/8"	1 3/16-12	3/4-14	35,0	45,5	33,0	36,0

Dimensions shown may be changed without prior notice

// R1A25M906N

90° adjustable elbow connector JIC Male - BSPP cylindric Male with O-Ring and retaining ring

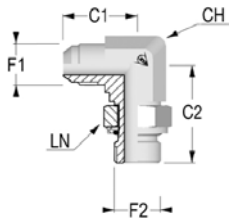

Item Code	DHFI Item number	OD1	F1	F2	C1	C2	CH	LN
		in			mm	mm	mm	mm
1207238	29-6310-02-04	1/4"	7/16-20	1/8-28	22,5	26,0	12,0	14,0
1207239	29-6310-04-04	1/4"	7/16-20	1/4-19	27,0	31,5	14,0	19,0
1213024	29-6310-06-04	1/4"	7/16-20	3/8-19	28,5	36,5	17,0	22,0
1213025	29-6310-08-04	1/4"	7/16-20	1/2-14	31,0	43,0	22,0	27,0
1207240	29-6310-02-05	5/16"	1/2-20	1/8-28	24,0	27,5	14,0	14,0
1207241	29-6310-04-05	5/16"	1/2-20	1/4-19	27,0	31,5	14,0	19,0
1207743	29-6310-06-05	5/16"	1/2-20	3/8-19	28,5	36,5	17,0	22,0
1207242	29-6310-04-06	3/8"	9/16-18	1/4-19	27,0	31,5	14,0	19,0
1207243	29-6310-06-06	3/8"	9/16-18	3/8-19	28,5	36,5	17,0	22,0
1208226	29-6310-08-06	3/8"	9/16-18	1/2-14	31,0	43,0	22,0	27,0
1207244	29-6310-04-08	1/2"	3/4-16	1/4-19	31,5	33,5	19,0	19,0
1207245	29-6310-06-08	1/2"	3/4-16	3/8-19	31,5	36,5	19,0	22,0
1207246	29-6310-08-08	1/2"	3/4-16	1/2-14	34,1	43,0	22,0	27,0
1213026	29-6310-12-08	1/2"	3/4-16	3/4-14	37,0	49,0	27,0	36,0
1207744	29-6310-06-10	5/8"	7/8-14	3/8-19	36,5	39,5	22,0	22,0
1207247	29-6310-08-10	5/8"	7/8-14	1/2-14	36,5	43,0	22,0	27,0
1207745	29-6310-12-10	5/8"	7/8-14	3/4-14	39,5	49,0	27,0	27,0
1207248	29-6310-08-12	3/4"	1 1/16-12	1/2-14	42,0	45,5	27,0	27,0
1207249	29-6310-12-12	3/4"	1 1/16-12	3/4-14	42,0	49,0	27,0	36,0
1207250	29-6310-16-12	3/4"	1 1/16-12	1-11	44,5	52,0	33,0	41,0
1213027	29-6310-12-14	7/8"	1 3/16-12	3/4-14	44,0	50,5	33,0	36,0
1207251	29-6310-12-16	1"	1 5/16-12	3/4-14	46,0	52,0	33,0	36,0
1207252	29-6310-16-16	1"	1 5/16-12	1-11	46,0	52,0	33,0	41,0
1207746	29-6310-20-16	1"	1 5/16-12	1 1/4-11	51,0	57,0	41,0	50,0
1207253	29-6310-16-20	1"1/4	1 5/8-12	1-11	52,0	57,0	41,0	41,0
1207254	29-6310-20-20	1"1/4	1 5/8-12	1 1/4-11	52,0	57,0	41,0	50,0
1213028	29-6310-20-24	1"1/2	1 7/8-12	1 1/4-11	59,0	61,0	48,0	50,0
1207255	29-6310-24-24	1"1/2	1 7/8-12	1 1/2-11	59,0	61,0	48,0	55,0

Dimensions shown may be changed without prior notice

// R1A25M906Y

90° adjustable long elbow connector JIC Male - BSPP cylindric Male with O-Ring and retaining ring

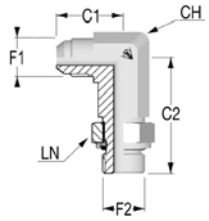

Item Code	DHFI Item number	OD1	F1	F2	C1	C2	CH	LN
		in			mm	mm	mm	mm
1213029	29-6320-02-04	1/4"	7/16-20	1/8-28	24,0	46,0	14,0	14,0
1213030	29-6320-04-04	1/4"	7/16-20	1/4-19	27,0	56,5	14,0	19,0
1213031	R/A25M906Y-0406	1/4"	7/16-20	3/8-19	28,5	67,0	17,0	22,0
1213032	29-6320-08-04	1/4"	7/16-20	1/2-14	31,0	78,0	22,0	27,0
1213033	29-6320-02-05	5/16"	1/2-20	1/8-28	24,0	49,5	14,0	14,0
1213034	29-6320-04-05	5/16"	1/2-20	1/4-19	27,0	56,5	14,0	19,0
1213035	29-6320-06-05	5/16"	1/2-20	3/8-19	28,5	61,0	17,0	22,0
1213036	29-6320-04-06	3/8"	9/16-18	1/4-19	27,0	56,5	14,0	19,0
1213037	29-6320-06-06	3/8"	9/16-18	3/8-19	28,5	67,0	17,0	22,0
1213038	29-6320-08-06	3/8"	9/16-18	1/2-14	28,5	78,0	22,0	27,0
1213039	29-6320-04-08	1/2"	3/4-16	1/4-19	31,5	64,0	22,0	19,0
1213040	29-6320-06-08	1/2"	3/4-16	3/8-19	31,5	67,0	22,0	22,0
1213041	29-6320-08-08	1/2"	3/4-16	1/2-14	34,1	78,0	22,0	27,0
1213042	29-6320-12-08	1/2"	3/4-16	3/4-14	37,0	92,0	27,0	36,0
1213043	29-6320-06-10	5/8"	7/8-14	3/8-19	36,5	75,0	22,0	22,0
1213044	R/A25M906Y-1008	5/8"	7/8-14	1/2-14	36,5	78,0	22,0	27,0
1213045	29-6320-12-10	5/8"	7/8-14	3/4-14	39,5	92,0	27,0	36,0
1213046	29-6320-08-12	3/4"	1 1/16-12	1/2-14	42,0	88,0	27,0	27,0
1213047	29-6320-16-12	3/4"	1 1/16-12	1-11	44,5	105,0	33,0	41,0
1216418	29-6320-12-14	7/8"	1 3/16-12	3/4-14	44,0	99,0	33,0	36,0
1213048	29-6320-16-16	1"	1 5/16-12	1-11	46,0	105,0	33,0	41,0
1213049	29-6320-20-16	1"	1 5/16-12	1 1/4-11	51,0	123,0	41,0	50,0
1213050	29-6320-16-20	1"1/4	1 5/8-12	1-11	52,0	124,0	41,0	41,0
1213051	29-6320-20-20	1"1/4	1 5/8-12	1 1/4-11	52,0	123,0	41,0	50,0
1213052	29-6320-20-24	1"1/2	1 7/8-12	1 1/4-11	59,0	134,0	48,0	50,0
1213053	29-6320-24-24	1"1/2	1 7/8-12	1 1/2-11	59,0	135,0	48,0	55,0

Dimensions shown may be changed without prior notice

// R1A25MT06N

Branch Tee adjustable elbow connector JIC Male - BSPP cylindric Male with O-Ring and retaining ring

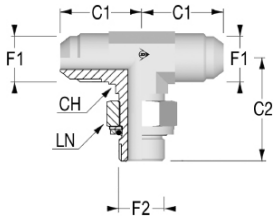

Item Code	DHFI Item number	OD1	F1	F2	C1	C2	CH	LN
		in			mm	mm	mm	mm
1208134	29-6820020404	1/4"	7/16-20	1/8-28	24,5	26,0	12,0	14,0
1210701	29-6820040404	1/4"	7/16-20	1/4-19	27,0	31,5	14,0	19,0
1212762	29-6820060404	1/4"	7/16-20	3/8-19	28,5	36,5	17,0	22,0
1212763	29-6820080404	1/4"	7/16-20	1/2-14	31,0	43,0	22,0	27,0
1212764	29-6820020505	5/16"	1/2-20	1/8-28	24,0	27,5	14,0	14,0
1207314	29-6820040505	5/16"	1/2-20	1/4-19	27,0	31,5	14,0	19,0
1212765	29-6820060505	5/16"	1/2-20	3/8-19	28,5	36,5	17,0	22,0
1207313	29-6820040606	3/8"	9/16-18	1/4-19	27,0	31,5	14,0	19,0
1210744	29-6820060606	3/8"	9/16-18	3/8-19	28,5	36,5	17,0	22,0
1212766	29-6820080606	3/8"	9/16-18	1/2-14	31,0	43,0	22,0	27,0
1212767	29-6820040808	1/2"	3/4-16	1/4-19	31,5	33,5	19,0	19,0
1240190	29-6820060808	1/2"	3/4-16	3/8-19	31,5	36,5	19,0	22,0
1207316	29-6820080808	1/2"	3/4-16	1/2-14	34,0	43,0	22,0	27,0
1212768	29-6820120808	1/2"	3/4-16	3/4-14	37,0	49,0	27,0	36,0
1212769	29-6820061010	5/8"	7/8-14	3/8-19	36,5	39,5	22,0	22,0
1207317	29-6820081010	5/8"	7/8-14	1/2-14	36,5	43,0	22,0	27,0
1212770	29-6820121010	5/8"	7/8-14	3/4-14	36,5	43,0	27,0	36,0
1207318	29-6820081212	3/4"	1 1/16-12	1/2-14	42,0	45,5	27,0	27,0
1207319	29-6820121212	3/4"	1 1/16-12	3/4-14	42,0	49,0	27,0	27,0
1212771	29-6820161212	3/4"	1 1/16-12	1-11	44,5	52,0	33,0	41,0
1216449	29-6820121414	7/8"	1 3/16-12	-	44,0	50,5	33,0	27,0
1212772	29-6820121616	1"	1 5/16-12	3/4-14	46,0	52,0	33,0	27,0
1207320	29-6820161616	1"	1 5/16-12	1-11	46,0	52,0	33,0	41,0
1212773	29-6820201616	1"	1 5/16-12	1 1/4-11	51,0	57,0	41,0	50,0
1212774	29-6820162020	1"1/4	1 5/8-12	1-11	52,0	57,0	41,0	41,0
1211631	29-6820202020	1"1/4	1 5/8-12	1 1/4-11	52,0	57,0	41,0	50,0
1211632	29-6820202424	1"1/2	1 7/8-12	1 1/4-11	59,0	61,0	48,0	50,0
1211633	29-6820242424	1"1/2	1 7/8-12	1 1/2-11	59,0	61,0	48,0	55,0

Dimensions shown may be changed without prior notice

// R1A25ML06N

Run Tee adjustable elbow connector JIC Male - BSPP cylindric Male with O-Ring and retaining ring

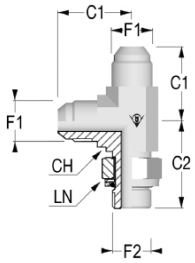

Item Code	DHFI Item number	OD1	F1	F2	C1	C2	CH	LN
		in			mm	mm	mm	mm
1210740	29-6810020404	1/4"	7/16-20	1/8-28	22,5	26,5	12,0	14,0
1210742	29-6810040404	1/4"	7/16-20	1/4-19	27,0	31,5	14,0	19,0
1212702	29-6810060404	1/4"	7/16-20	3/8-19	28,5	36,5	17,0	22,0
1212703	29-6810080404	1/4"	7/16-20	1/2-14	31,0	43,0	22,0	27,0
1210694	29-6810040505	5/16"	1/2-20	1/4-19	27,0	31,5	14,0	19,0
1212704	29-6810060505	5/16"	1/2-20	3/8-19	28,5	36,5	17,0	22,0
1207292	29-6810040606	3/8"	9/16-18	1/4-19	27,0	31,5	14,0	19,0
1207293	29-6810060606	3/8"	9/16-18	3/8-19	28,5	36,5	17,0	22,0
1212705	29-6810080606	3/8"	9/16-18	1/2-14	31,0	43,0	22,0	27,0
1212706	29-6810040808	1/2"	3/4-16	1/4-19	31,5	33,5	19,0	19,0
1207294	29-6810060808	1/2"	3/4-16	3/8-19	31,5	36,5	19,0	22,0
1207295	29-6810080808	1/2"	3/4-16	1/2-14	34,0	43,0	22,0	27,0
1212707	29-6810120808	1/2"	3/4-16	3/4-14	37,0	49,0	27,0	36,0
1212708	29-6810061010	5/8"	7/8-14	3/8-19	36,5	39,5	22,0	22,0
1207748	29-6810081010	5/8"	7/8-14	1/2-14	36,5	43,0	22,0	27,0
1208030	29-6810121010	5/8"	7/8-14	3/4-14	39,5	49,0	27,0	36,0
1207299	29-6810081212	3/4"	1 1/16-12	1/2-14	42,0	45,5	27,0	27,0
1207296	29-6810121212	3/4"	1 1/16-12	3/4-14	42,0	49,0	27,0	36,0
1208124	29-6810161212	3/4"	1 1/16-12	1-11	44,5	52,0	33,0	41,0
1208277	29-6810121616	1"	1 5/16-12	3/4-14	46,0	52,0	33,0	36,0
1207297	29-6810161616	1"	1 5/16-12	1-11	46,0	52,0	33,0	41,0
1212710	29-6810201616	1"	1 5/16-12	1 1/4-11	52,0	56,0	41,0	50,0
1212711	29-6810162020	1"1/4	1 5/8-12	1-11	52,0	57,0	41,0	41,0
1212712	29-6810202424	1"1/2	1 7/8-12	1 1/4-11	59,0	61,0	48,0	50,0
1208125	29-6810242424	1"1/2	1 7/8-12	1 1/2-11	59,0	61,0	48,0	55,0

Dimensions shown may be changed without prior notice

// R1A25M107M

Straight connector JIC Male - BSPT Male

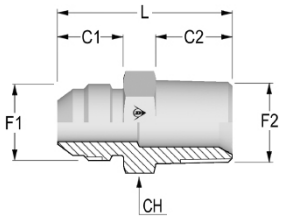

Item Code	DHFI Item number	OD1	F1	F2	C1	C2	CH	L
		in			mm	mm	mm	mm
1203683	29-3010-02-04	1/4"	7/16-20	1/8-28	14,0	10,0	14,0	30,5
1203682	29-3010-04-04	1/4"	7/16-20	1/4-19	14,0	14,5	14,0	35,5
1203626	29-3010-02-05	5/16"	1/2-20	1/8-28	14,0	10,0	14,0	30,5
1203625	29-3010-04-05	5/16"	1/2-20	1/4-19	14,0	14,5	14,0	35,5
1203711	29-3010-04-06	3/8"	9/16-18	1/4-19	14,0	14,5	17,0	35,5
1203712	29-3010-06-06	3/8"	9/16-18	3/8-19	14,0	14,5	19,0	35,5
1203710	29-3010-08-06	3/8"	9/16-18	1/2-14	14,0	19,0	22,0	41,0
1203667	29-3010-04-08	1/2"	3/4-16	1/4-19	16,5	14,5	19,0	38,5
1203669	29-3010-06-08	1/2"	3/4-16	3/8-19	16,5	14,5	19,0	38,5
1203666	29-3010-08-08	1/2"	3/4-16	1/2-14	16,5	19,0	22,0	43,5
1203696	29-3010-06-10	5/8"	7/8-14	3/8-19	19,5	14,5	24,0	42,0
1203694	29-3010-08-10	5/8"	7/8-14	1/2-14	19,5	19,0	24,0	46,5
1203695	29-3010-12-10	5/8"	7/8-14	3/4-14	19,5	19,0	27,0	48,5
1203614	29-3010-08-12	3/4"	1 1/16-12	1/2-14	22,0	19,0	27,0	51,0
1203615	29-3010-12-12	3/4"	1 1/16-12	3/4-14	22,0	19,0	27,0	51,0
1203613	29-3010-16-12	3/4"	1 1/16-12	1-11	22,0	24,0	36,0	56,5
1216391	29-3010-12-14	7/8"	1 3/16-12	3/4-14	22,5	19,0	32,0	50,5
1203638	29-3010-12-16	1"	1 5/16-12	3/4-14	23,0	19,0	36,0	53,0
1203636	29-3010-16-16	1"	1 5/16-12	1-11	23,0	24,0	36,0	58,0
1203644	29-3010-16-20	1"1/4	1 5/8-12	1-11	24,5	24,0	46,0	60,5
1203645	29-3010-20-20	1"1/4	1 5/8-12	1 1/4-11	24,5	25,0	46,0	61,0
1203652	29-3010-24-24	1"1/2	1 7/8-12	1 1/2-11	27,5	25,5	50,0	68,0

Dimensions shown may be changed without prior notice

// R1A25M907M

90° elbow connector JIC Male - BSPT Male

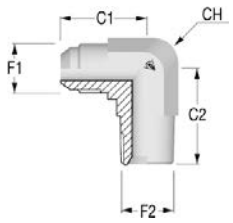

Item Code	DHFI Item number	OD1	F1	F2	C1	C2	CH
		in			mm	mm	mm
1203874	29-3110-02-04	1/4"	7/16-20	1/8-28	22,5	19,5	12,0
1203873	29-3110-04-04	1/4"	7/16-20	1/4-19	27,0	27,5	14,0
1203840	29-3110-02-05	5/16"	1/2-20	1/8-28	24,0	20,0	14,0
1203839	29-3110-04-05	5/16"	1/2-20	1/4-19	27,0	27,0	14,0
1203895	29-3110-04-06	3/8"	9/16-18	1/4-19	27,0	27,0	14,0
1203896	29-3110-06-06	3/8"	9/16-18	3/8-19	28,5	31,0	17,0
1203894	29-3110-08-06	3/8"	9/16-18	1/2-14	31,0	37,5	22,0
1203864	29-3110-04-08	1/2"	3/4-16	1/4-19	31,5	31,0	19,0
1203865	29-3110-06-08	1/2"	3/4-16	3/8-19	31,5	31,0	19,0
1203863	29-3110-08-08	1/2"	3/4-16	1/2-14	34,0	37,0	22,0
1203883	29-3110-06-10	5/8"	7/8-14	3/8-19	36,5	32,5	22,0
1203881	29-3110-08-10	5/8"	7/8-14	1/2-14	36,5	40,0	22,0
1203882	29-3110-12-10	5/8"	7/8-14	3/4-14	39,5	40,5	27,0
1203835	29-3110-12-12	3/4"	1 1/16-12	3/4-14	42,0	40,5	27,0
1203833	29-3110-16-12	3/4"	1 1/16-12	1-11	44,5	50,0	33,0
1216419	29-3110-12-14	7/8"	1 3/16-12	3/4-14	44,0	43,0	33,0
1203847	29-3110-12-16	1"	1 5/16-12	3/4-14	46,0	45,0	33,0
1203846	29-3110-16-16	1"	1 5/16-12	1-11	46,0	50,0	33,0
1205460	29-3110-16-20	1"1/4	1 5/8-12	1-11	52,0	59,5	41,0
1203853	29-3110-20-20	1"1/4	1 5/8-12	1 1/4-11	52,0	60,5	41,0
1213054	29-3110-24-24	1"1/2	1 7/8-12	1 1/2-11	59,0	67,0	48,0

Dimensions shown may be changed without prior notice

// METRIC

// R1A2511525

Straight connector JIC Female - Metric Male with O-Ring

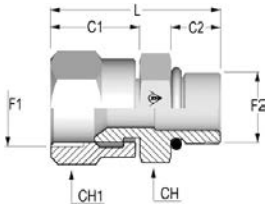

Item Code	DHFI Item number	OD1	F1	F2	C1	C2	CH	CH1	L
		in			mm	mm	mm	mm	mm
1207442	R1A2511525-0410	1/4"	7/16-20	M10X1.0	17,0	11,0	14,0	16,0	34,5
1216347	R1A2511525-0412	1/4"	7/16-20	M12X1.5	17,0	13,5	17,0	16,0	36,5
1216348	R1A2511525-0510	5/16"	1/2-20	M10X1.0	18,5	11,0	14,0	17,0	36,5
1207443	R/A2511525-0512	5/16"	1/2-20	M12X1.5	18,5	13,5	17,0	17,0	39,0
1216349	R1A2511525-0514	5/16"	1/2-20	M14X1.5	18,5	13,5	19,0	17,0	40,0
1207444	R/A2511525-0614	3/8"	9/16-18	M14X1.5	18,5	13,5	19,0	19,0	41,0
1216350	R1A2511525-0616	3/8"	9/16-18	M16X1.5	18,5	14,0	22,0	19,0	42,5
1216351	R1A2511525-0818	1/2"	3/4-16	M18X1.5	22,2	15,0	24,0	25,0	45,5
1207629	R1A2511525-1018	5/8"	7/8-14	M18X1.5	25,2	15,0	24,0	27,0	48,2
1216352	R1A2511525-1020	5/8"	7/8-14	M20X1.5	25,2	16,5	24,0	27,0	49,7
1207446	R1A2511525-1022	5/8"	7/8-14	M22X1.5	25,2	15,5	27,0	27,0	50,7
1216353	R1A2511525-1222	3/4"	1 1/16-12	M22X1.5	27,3	15,5	27,0	32,0	53,5
1207447	R/A2511525-1227	3/4"	1 1/16-12	M27X2	27,3	18,5	32,0	32,0	57,5
1216354	R1A2511525-1426	7/8"	1 3/16-12	M26X1.5	27,0	21,0	32,0	36,0	60,0
1216355	R1A2511525-1627	1"	1 5/16-12	M27X2	29,6	18,5	36,0	38,0	60,0
1207448	R1A2511525-1633	1"	1 5/16-12	M33X2.0	29,6	19,0	41,0	38,0	61,0

Dimensions shown may be changed without prior notice

// R1A25M1525

Straight connector JIC Male - Metric Male with O-Ring

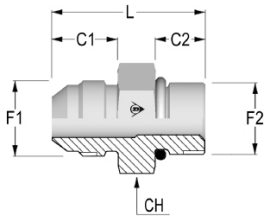

Item Code	DHFI Item number	OD1	F1	F2	C1	C2	CH	L
		in			mm	mm	mm	mm
1207635	29-4540-M12-04I	1/4"	7/16-20	M12X1.5	14,0	13,5	17,0	31,5
1207636	29-4540-M10-05I	5/16"	1/2-20	M10X1.0	14,0	11,0	14,0	30,5
1224083	29-4540-M12-05I	5/16"	1/2-20	M12X1.5	14,0	13,5	17,0	33,5
1207408	29-4540-M14-06I	3/8"	9/16-18	M14X1.5	14,0	13,5	19,0	33,5
1207639	29-4540-M16-06I	3/8"	9/16-18	M16X1.5	14,0	14,0	22,0	35,0
1211696	29-4540-M16-08I	1/2"	3/4-16	M16X1.5	16,5	14,0	22,0	38,0
1207387	29-4540-M18-08I	1/2"	3/4-16	M18X1.5	16,5	15,0	24,0	38,5
1225818	29-4540-M18-10I	5/8"	7/8-14	M18X1.5	19,5	15,0	24,0	42,0
1212958	29-4540-M20-10I	5/8"	7/8-14	M20X1.5	19,5	16,5	24,0	41,5
1207405	29-4540-M22-10I	5/8"	7/8-14	M22X1.5	19,5	15,5	27,0	43,0
1207404	29-4540-M22-12I	3/4"	1 1/16-12	M22X1.5	22,0	15,5	27,0	45,5
1207403	29-4540-M27-12I	3/4"	1 1/16-12	M27X2	22,0	18,5	32,0	49,0
1216402	29-4540-M27-16I	1"	1 5/16-12	M27X2	23,0	18,5	36,0	50,5
1207402	29-4540-M33-16I	1"	1 5/16-12	M33X2.0	23,0	19,0	41,0	51,0
1207401	29-4540-M42-20I	1"1/4	1 5/8-12	M42X2	24,5	19,0	50,0	55,0
1207400	29-4540-M48-24I	1"1/2	1 7/8-12	M48X2.0	27,5	17,5	55,0	60,0

Dimensions shown may be changed without prior notice

// R1A25M152I

Straight connector JIC Male - Metric Male with elastomer

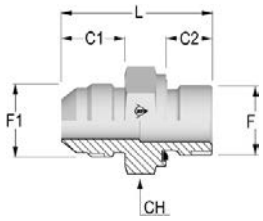

Item Code	DHFI Item number	OD1	F1	F2	C1	C2	CH	L
		in			mm	mm	mm	mm
1207390	29-4540-M10-04	1/4"	7/16-20	M10X1.0	14,0	8,0	14,0	31,0
1212950	29-4540-M12-04	1/4"	7/16-20	M12X1.5	14,0	12,0	17,0	33,5
1212951	29-4540-M10-05	5/16"	1/2-20	M10X1.0	14,0	8,0	14,0	30,5
1207391	29-4540-M12-05	5/16"	1/2-20	M12X1.5	14,0	12,0	17,0	33,5
1208306	29-4540-M14-05	5/16"	1/2-20	M14X1.5	14,0	12,0	19,0	35,0
1207392	29-4540-M14-06	3/8"	9/16-18	M14X1.5	14,0	12,0	19,0	33,5
1212952	29-4540-M16-06	3/8"	9/16-18	M16X1.5	14,0	12,0	22,0	35,5
1207393	29-4540-M16-08	1/2"	3/4-16	M16X1.5	16,5	12,0	22,0	37,5
1207388	29-4540-M18-08	1/2"	3/4-16	M18X1.5	16,5	12,0	24,0	39,0
1207389	29-4540-M18-10	5/8"	7/8-14	M18X1.5	19,5	12,0	24,0	41,5
1212953	29-4540-M20-10	5/8"	7/8-14	M20X1.5	19,5	14,0	24,0	43,5
1207394	29-4540-M22-10	5/8"	7/8-14	M22X1.5	19,5	14,0	27,0	43,0
1207395	29-4540-M22-12	3/4"	1 1/16-12	M22X1.5	22,0	14,0	27,0	45,5
1207396	29-4540-M27-12	3/4"	1 1/16-12	M27X2	22,0	16,0	32,0	49,0
1216405	29-4540-M26-14	7/8"	1 3/16-12	M26X1.5	22,5	16,0	32,0	49,5
1212957	29-4540-M27-16	1"	1 5/16-12	M27X2	23,0	16,0	36,0	55,0
1207397	29-4540-M33-16	1"	1 5/16-12	M33X2.0	23,0	18,0	41,0	51,5
1207398	29-4540-M42-20	1"1/4	1 5/8-12	M42X2	24,5	20,0	50,0	55,0
1207399	29-4540-M48-24	1"1/2	1 7/8-12	M48X2.0	27,5	22,0	55,0	60,5

// R1A25M152H

Long connector JIC Male - Metric Male with elastomer

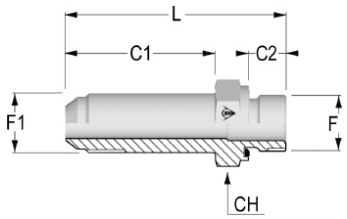

Item Code	DHFI Item number	OD1	F1	F2	C1	C2	CH	L
		in			mm	mm	mm	mm
1212934	R1A25M152H-0410	1/4"	7/16-20	M10X1.0	35,0	9,5	14,0	51,0
1212935	R1A25M152H-0510	5/16"	1/2-20	M10X1.0	37,0	9,5	14,0	53,0
1212936	R1A25M152H-0512	5/16"	1/2-20	M12X1.5	37,0	14,0	17,0	55,5
1212937	R1A25M152H-0514	5/16"	1/2-20	M14X1.5	37,0	14,0	19,0	56,5
1212938	R1A25M152H-0614	3/8"	9/16-18	M14X1.5	39,0	14,0	19,0	58,5
1212939	R1A25M152H-0616	3/8"	9/16-18	M16X1.5	39,0	14,0	22,0	60,0
1212940	R1A25M152H-0816	1/2"	3/4-16	M16X1.5	48,0	14,0	22,0	69,0
1212941	R1A25M152H-0818	1/2"	3/4-16	M18X1.5	48,0	14,5	24,0	70,5
1212942	R1A25M152H-1018	5/8"	7/8-14	M18X1.5	53,0	14,5	24,0	75,5
1212943	R1A25M152H-1022	5/8"	7/8-14	M22X1.5	53,0	17,0	27,0	78,0
1212944	R1A25M152H-1222	3/4"	1 1/16-12	M22X1.5	63,0	17,0	27,0	89,0
1212945	R1A25M152H-1227	3/4"	1 1/16-12	M27X2	63,0	19,0	32,0	92,5
1212946	R1A25M152H-1627	1"	1 5/16-12	M27X2	72,0	19,0	36,0	102,0
1212947	R1A25M152H-1633	1"	1 5/16-12	M33X2.0	72,0	21,0	41,0	102,5
1212948	R1A25M152H-2042	1"1/4	1 5/8-12	M42X2	88,0	23,0	50,0	121,0
1212949	R1A25M152H-2448	1"1/2	1 7/8-12	M48X2.0	88,0	25,0	55,0	136,0

Dimensions shown may be changed without prior notice

// R1A25M952Q

90° adjustable elbow connector JIC Male - Metric Male with O-Ring and retaining ring

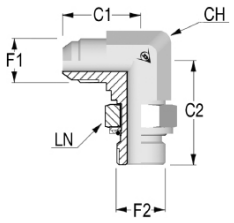

Item Code	DHFI Item number	OD1	F1	F2	C1	C2	CH	LN
		in			mm	mm	mm	mm
1207275	29-4310-M10-04	1/4"	7/16-20	M10X1.0	22,5	27,5	12,0	14,0
1213138	29-4310-M12-04	1/4"	7/16-20	M12X1.5	27,0	31,5	14,0	17,0
1213140	29-4310-M10-05	5/16"	1/2-20	M10X1.0	24,0	27,5	14,0	14,0
1207276	29-4310-M12-05	5/16"	1/2-20	M12X1.5	27,0	31,5	14,0	17,0
1213141	29-4310-M14-05	5/16"	1/2-20	M14X1.5	27,0	32,5	14,0	19,0
1207277	29-4310-M14-06	3/8"	9/16-18	M14X1.5	27,0	32,5	14,0	19,0
1213142	29-4310-M16-06	3/8"	9/16-18	M16X1.5	28,5	36,5	17,0	22,0
1207278	29-4310-M16-08	1/2"	3/4-16	M16X1.5	31,5	36,5	19,0	22,0
1207523	29-4310-M18-08	1/2"	3/4-16	M18X1.5	31,5	39,5	19,0	24,0
1207279	29-4310-M18-10	5/8"	7/8-14	M18X1.5	36,5	41,5	22,0	24,0
1213144	29-4310-M20-10	5/8"	7/8-14	M20X1.5	36,5	43,0	22,0	27,0
1207280	29-4310-M22-10	5/8"	7/8-14	M22X1.5	36,5	43,0	22,0	27,0
1207281	29-4310-M22-12	3/4"	1 1/16-12	M22X1.5	42,0	45,5	27,0	27,0
1210693	29-4310-M27-12	3/4"	1 1/16-12	M27X2	42,0	51,5	27,0	32,0
1213145	29-4310-M26-14	7/8"	1 3/16-12	M26X1.5	44,0	50,5	27,0	36,0
1213146	29-4310-M27-16	1"	1 5/16-12	M27X2	46,0	55,0	33,0	32,0
1207282	29-4310-M33-16	1"	1 5/16-12	M33X1.5	46,0	55,0	33,0	41,0
1211742	29-4310-M42-20	1"1/4	1 5/8-12	M42X2	52,0	60,0	41,0	50,0
1213147	29-4310-M48-24	1"1/2	1 7/8-12	M48X1.5	59,0	67,0	48,0	55,0

Dimensions shown may be changed without prior notice

// R1A25M952Y

90° adjustable long elbow connector JIC Male - Metric Male with O-Ring and retaining ring

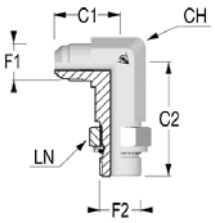

Item Code	DHFI Item number	OD1	F1	F2	C1	C2	CH	LN
		in			mm	mm	mm	mm
1213148	29-4320-M10-04	1/4"	7/16-20	M10X1.0	22,5	46,0	12,0	14,0
1213149	29-4320-M12-04	1/4"	7/16-20	M12X1.5	27,0	53,5	14,0	17,0
1213150	29-4320-M10-05	5/16"	1/2-20	M10X1.0	24,0	49,5	14,0	14,0
1213151	29-4320-M12-05	5/16"	1/2-20	M12X1.5	27,0	53,5	14,0	17,0
1213152	29-4320-M14-05	5/16"	1/2-20	M14X1.5	27,0	56,5	14,0	19,0
1213153	29-4320-M14-06	3/8"	9/16-18	M14X1.5	27,0	56,5	14,0	19,0
1213154	29-4320-M16-06	3/8"	9/16-18	M16X1.5	28,5	67,0	17,0	22,0
1213155	29-4320-M16-08	1/2"	3/4-16	M16X1.5	31,5	67,0	19,0	22,0
1213156	29-4320-M18-08	1/2"	3/4-16	M18X1.5	31,5	67,0	19,0	24,0
1213157	29-4320-M18-10	5/8"	7/8-14	M18X1.5	36,5	75,0	22,0	24,0
1213158	29-4320-M20-10	5/8"	7/8-14	M20X1.5	36,5	78,0	22,0	27,0
1213159	29-4320-M22-10	5/8"	7/8-14	M22X1.5	36,5	78,0	22,0	27,0
1213160	29-4320-M22-12	3/4"	1 1/16-12	M22X1.5	42,0	88,0	27,0	27,0
1213161	29-4320-M27-12	3/4"	1 1/16-12	M27X2	42,0	95,0	27,0	32,0
1216432	29-4320-M26-14	7/8"	1 3/16-12	M26X1.5	44,0	97,0	27,0	36,0
1213162	29-4320-M27-16	1"	1 5/16-12	M27X2	46,0	105,0	33,0	32,0
1213163	29-4320-M33-16	1"	1 5/16-12	M33X1.5	46,0	105,0	33,0	41,0
1213164	29-4320-M42-20	1"1/4	1 5/8-12	M42X2	52,0	124,0	41,0	50,0
1213165	29-4320-M48-24	1"1/2	1 7/8-12	M48X1.5	59,0	141,0	48,0	55,0

Dimensions shown may be changed without prior notice

// R1A25MT52Q

Branch Tee adjustable elbow connector JIC Male - Metric Male with O-Ring and retaining ring

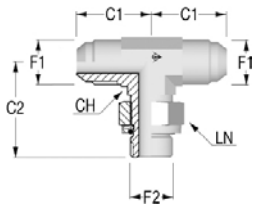

Item Code	DHFI Item number	OD1	F1	F2	C1	C2	CH	LN
		in			mm	mm	mm	mm
1211640	29-4820M100404	1/4"	7/16-20	M10X1.0	22,5	27,5	12,0	14,0
1212815	29-4820M120404	1/4"	7/16-20	M12X1.5	27,0	31,5	14,0	17,0
1212816	29-4820M100505	5/16"	1/2-20	M10X1.0	24,0	27,5	14,0	14,0
1210706	R/A25MT52Q-0512	5/16"	1/2-20	M12X1.5	27,0	31,5	14,0	17,0
1212817	29-4820M140505	5/16"	1/2-20	M14X1.5	27,0	32,5	14,0	19,0
1207324	R/A25MT52Q-0614	3/8"	9/16-18	M14X1.5	27,0	32,5	14,0	19,0
1212818	29-4820M160606	3/8"	9/16-18	M16X1.5	28,5	36,5	17,0	22,0
1210707	R/A25MT52Q-0816	1/2"	3/4-16	M16X1.5	31,5	36,5	19,0	22,0
1212819	29-4820M180808	1/2"	3/4-16	M18X1.5	31,5	39,5	19,0	24,0
1212820	29-4820M201010	5/8"	7/8-14	M20X1.5	36,5	43,0	22,0	27,0
1211641	29-4820M221010	5/8"	7/8-14	M22X1.5	36,5	43,0	22,0	27,0
1212821	29-4820M221212	3/4"	1 1/16-12	M22X1.5	42,0	45,5	27,0	27,0
1211642	29-4820M271212	3/4"	1 1/16-12	M27X1.5	42,0	51,5	27,0	32,0
1216493	29-4820M261414	7/8"	1 3/16-12	M26X1.5	44,0	50,5	27,0	36,0
1212822	29-4820M271616	1"	1 5/16-12	M27X2	46,0	55,0	33,0	32,0
1211643	R/A25MT52Q-1633	1"	1 5/16-12	M33X1.5	46,0	55,0	33,0	41,0
1211644	29-4820M422020	1"1/4	1 5/8-12	M42X2	52,0	60,0	41,0	50,0
1211645	29-4820M482424	1"1/2	1 7/8-12	M48X1.5	59,0	67,0	48,0	55,0

// R1A25ML52Q

Run Tee adjustable elbow connector JIC Male - Metric Male with O-Ring and retaining ring

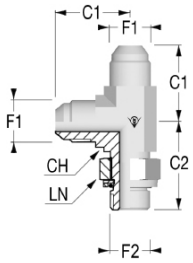

Item Code	DHFI Item number	OD1	F1	F2	C1	C2	CH	LN
		in			mm	mm	mm	mm
1210699	R/A25ML52Q-0410	1/4"	7/16-20	M10X1.0	22,5	27,5	12,0	14,0
1212753	29-4810M120404	1/4"	7/16-20	M12X1.5	27,0	31,5	14,0	17,0
1212754	29-4810M100505	5/16"	1/2-20	M10X1.0	24,0	27,5	14,0	14,0
1211626	29-4810M120505	5/16"	1/2-20	M12X1.5	27,0	31,5	14,0	17,0
1212755	29-4810M140505	5/16"	1/2-20	M14X1.5	27,0	32,5	14,0	19,0
1207303	R/A25ML52Q-0614	3/8"	9/16-18	M14X1.5	27,0	32,5	14,0	19,0
1212756	29-4810M160606	3/8"	9/16-18	M16X1.5	28,5	36,5	17,0	22,0
1207302	29-4810M160808	1/2"	3/4-16	M16X1.5	31,5	36,5	19,0	22,0
1212757	29-4810M180808	1/2"	3/4-16	M18X1.5	31,5	39,5	19,0	24,0
1212758	29-4810M181010	5/8"	7/8-14	M18X1.5	36,5	41,5	22,0	24,0
1212759	29-4810M201010	5/8"	7/8-14	M20X1.5	36,5	43,0	22,0	27,0
1210700	29-4810M221010	5/8"	7/8-14	M22X1.5	36,5	43,0	22,0	27,0
1212760	29-4810M221212	3/4"	1 1/16-12	M22X1.5	42,0	45,5	27,0	27,0
1211627	R/A25ML52Q-1227	3/4"	1 1/16-12	M27X2	42,0	51,5	27,0	32,0
1216448	29-4810M261414	7/8"	1 3/16-12	M26X1.5	44,0	50,5	27,0	36,0
1212761	29-4810M271616	1"	1 5/16-12	M27X2	46,0	55,0	33,0	32,0
1211628	R/A25ML52Q-1633	1"	1 5/16-12	M33X1.5	46,0	55,0	33,0	41,0
1211629	29-4810M422020	1"1/4	1 5/8-12	M42X2	52,0	60,0	41,0	50,0
1211630	29-4810M482424	1"1/2	1 7/8-12	M48X1.5	59,0	67,0	48,0	55,0

Dimensions shown may be changed without prior notice

// SAE UNF

// R1A25M1305

Straight connector JIC Male - SAE UNF/UN Male with O-Ring

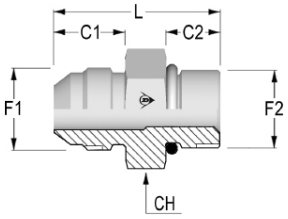

Item Code	DHFI Item number	OD1	F1	F2	C1	C2	CH	L
		in			mm	mm	mm	mm
1207370	29-1510-04-04	1/4"	7/16-20	7/16-20	14,0	9,0	14,0	31,0
1207371	29-1510-05-04	1/4"	7/16-20	1/2-20	14,0	9,0	16,0	31,0
1207630	29-1510-06-04	1/4"	7/16-20	9/16-18	14,0	10,0	17,0	32,5
1207372	29-1510-05-05	5/16"	1/2-20	1/2-20	14,0	9,0	17,0	31,0
1208278	29-1510-04-06	3/8"	9/16-18	7/16-20	14,0	9,0	17,0	32,0
1216397	29-1510-05-06	3/8"	9/16-18	1/2-20	14,0	9,0	17,0	32,5
1207373	29-1510-06-06	3/8"	9/16-18	9/16-18	14,0	10,0	17,0	33,0
1207374	29-1510-08-06	3/8"	9/16-18	3/4-16	14,0	11,0	22,0	35,0
1207375	29-1510-08-08	1/2"	3/4-16	3/4-16	16,5	11,0	22,0	38,0
1207376	29-1510-10-08	1/2"	3/4-16	7/8-14	16,5	12,5	27,0	40,5
1207631	29-1510-12-08	1/2"	3/4-16	1 1/16-12	16,5	15,0	32,0	44,5
1207632	29-1510-08-10	5/8"	7/8-14	3/4-16	19,5	14,3	27,0	41,5
1207377	29-1510-10-10	5/8"	7/8-14	7/8-14	19,5	12,5	27,0	43,0
1207633	29-1510-12-10	5/8"	7/8-14	1 1/16-12	19,5	15,0	32,0	47,0
1207378	29-1510-08-12	3/4"	1 1/16-12	3/4-16	22,0	14,3	27,0	48,5
1207379	29-1510-10-12	3/4"	1 1/16-12	7/8-14	22,0	12,5	27,0	47,5
1207380	29-1510-12-12	3/4"	1 1/16-12	1 1/16-12	22,0	15,0	32,0	50,0
1207381	29-1510-16-12	3/4"	1 1/16-12	1 5/16-12	22,0	15,0	38,0	50,5
1216398	29-1510-14-14	7/8"	1 3/16-12	1 3/16-12	22,5	15,0	36,0	50,5
1207382	29-1510-12-16	1"	1 5/16-12	1 1/16-12	23,0	18,3	36,0	50,5
1207383	29-1510-16-16	1"	1 5/16-12	1 5/16-12	23,0	15,0	38,0	52,0
1207634	29-1510-20-16	1"	1 5/16-12	1 5/8-12	23,0	15,0	46,0	54,0
1205938	29-1510-16-20	1"1/4	1 5/8-12	1 5/16-12	24,5	19,1	46,0	55,5
1207384	29-1510-20-20	1"1/4	1 5/8-12	1 5/8-12	24,5	15,0	46,0	55,0
1207385	29-1510-24-24	1"1/2	1 7/8-12	1 7/8-12	27,5	15,0	55,0	60,5

Dimensions shown may be changed without prior notice

// R1A25M130J

Long connector JIC Male - SAE UNF/UN Male with O-Ring

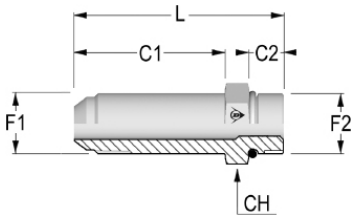

Item Code	DHFI Item number	OD1	F1	F2	C1	C2	CH	L
		in			mm	mm	mm	mm
1212883	R1A25M130J-0404	1/4"	7/16-20	7/16-20	35,0	9,0	17,0	52,5
1212884	R1A25M130J-0405	1/4"	7/16-20	1/2-20	35,0	9,0	17,0	52,5
1212885	R1A25M130J-0406	1/4"	7/16-20	9/16-18	35,0	10,0	19,0	54,5
1212886	R1A25M130J-0505	5/16"	1/2-20	1/2-20	37,0	9,0	16,0	54,5
1212888	R1A25M130J-0606	3/8"	9/16-18	9/16-18	39,0	10,0	19,0	58,5
1212889	R1A25M130J-0608	3/8"	9/16-18	3/4-16	39,0	11,0	24,0	60,0
1212890	R1A25M130J-0808	1/2"	3/4-16	3/4-16	48,0	11,0	24,0	68,5
1212891	R1A25M130J-0810	1/2"	3/4-16	7/8-14	48,0	12,5	27,0	71,5
1212892	R1A25M130J-0812	1/2"	3/4-16	1 1/16-12	48,0	15,0	32,0	71,5
1212893	R1A25M130J-1008	5/8"	7/8-14	3/4-16	53,0	11,0	27,0	75,5
1212894	R1A25M130J-1010	5/8"	7/8-14	7/8-14	53,0	12,5	27,0	77,0
1212895	R1A25M130J-1012	5/8"	7/8-14	1 1/16-12	53,0	15,0	32,0	81,5
1212898	R1A25M130J-1212	3/4"	1 1/16-12	1 1/16-12	63,0	15,0	32,0	91,5
1212899	R1A25M130J-1216	3/4"	1 1/16-12	1 5/16-12	63,0	15,0	41,0	92,5
1216400	R1A25M130J-1414	7/8"	1 3/16-12	1 3/16-12	68,0	15,0	36,0	96,5
1212900	R1A25M130J-1612	1"	1 5/16-12	1 1/16-12	72,0	15,0	41,0	100,0
1212901	R1A25M130J-1616	1"	1 5/16-12	1 5/16-12	72,0	15,0	41,0	101,0
1212903	R1A25M130J-2020	1"1/4	1 5/8-12	1 5/8-12	88,0	15,0	50,0	119,0
1212904	R1A25M130J-2424	1"1/2	1 7/8-12	1 7/8-12	98,0	15,0	55,0	131,0

Dimensions shown may be changed without prior notice

// R1A2511305

Straight connector JIC Female - SAE UNF/UN Male with O-Ring

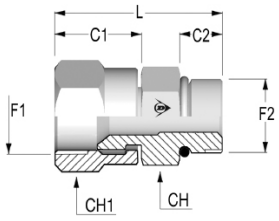

Item Code	DHFI Item number	OD1	F1	F2	C1	C2	CH	CH1	L
		in			mm	mm	mm	mm	mm
1207435	29-6050-04-04	1/4"	7/16-20	7/16-20	17,0	9,0	14,0	16,0	34,0
1213175	29-1580-05-04	1/4"	7/16-20	1/2-20	17,0	9,0	16,0	16,0	34,0
1213176	29-1580-06-04	1/4"	7/16-20	9/16-18	17,0	10,0	17,0	16,0	35,0
1207436	29-1580-05-05	5/16"	1/2-20	1/2-20	18,5	9,0	17,0	17,0	35,5
1207437	29-1580-06-06	3/8"	9/16-18	9/16-18	18,5	10,0	17,0	19,0	36,5
1213177	29-1580-08-06	3/8"	9/16-18	3/4-16	18,5	11,0	22,0	19,0	39,5
1207438	29-1580-08-08	1/2"	3/4-16	3/4-16	22,2	11,0	22,0	25,0	43,2
1213178	29-1580-10-08	1/2"	3/4-16	7/8-14	22,2	12,5	27,0	27,0	46,2
1213179	29-1580-12-08	1/2"	3/4-16	1 1/16-12	22,2	15,0	32,0	25,0	49,2
1213180	29-1580-08-10	5/8"	7/8-14	3/4-16	25,2	11,0	22,0	27,0	46,2
1207439	29-1580-10-10	5/8"	7/8-14	7/8-14	25,2	12,5	27,0	27,0	49,2
1213181	29-1580-12-10	5/8"	7/8-14	1 1/16-12	25,2	15,0	32,0	27,0	52,2
1213183	29-1580-10-12	3/4"	1 1/16-12	7/8-14	27,3	12,5	27,0	32,0	51,3
1207440	29-6050-12-12	3/4"	1 1/16-12	1 1/16-12	27,3	15,0	32,0	32,0	54,3
1213184	29-1580-16-12	3/4"	1 1/16-12	1 5/16-12	27,3	15,0	38,0	32,0	54,3
1216346	29-1580-14-14	7/8"	1 3/16-12	1 3/16-12	27,0	15,0	36,0	36,0	54,0
1213185	29-1580-12-16	1"	1 5/16-12	1 1/16-12	29,6	15,0	32,0	38,0	56,6
1207441	29-6050-16-16	1"	1 5/16-12	1 5/16-12	29,6	15,0	41,0	38,0	56,6
1213208	R1A2521305-2424	1"1/2	1 7/8-12	1 7/8-12	18,4	15,0	50,0	55,0	67,0

Dimensions shown may be changed without prior notice

// R1A25M4305

45° adjustable elbow connector JIC Male - SAE UNF/UN Male with O-Ring

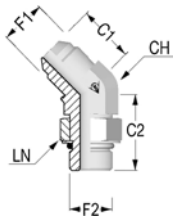

Item Code	DHFI Item number	OD1	F1	F2	C1	C2	CH	LN
		in			mm	mm	mm	mm
1212979	29-1710-05-04	1/4"	7/16-20	1/2-20	21,0	26,5	14,0	19,0
1207335	29-1710-05-05	5/16"	1/2-20	1/2-20	21,0	26,5	14,0	19,0
1207336	29-1710-06-06	3/8"	9/16-18	9/16-18	19,5	26,5	14,0	22,0
1212980	29-1710-08-06	3/8"	9/16-18	3/4-16	22,5	38,0	19,0	24,0
1207337	29-1710-08-08	1/2"	3/4-16	3/4-16	25,0	33,0	19,0	24,0
1212981	29-1710-10-08	1/2"	3/4-16	7/8-14	27,5	42,5	22,0	30,0
1212982	29-1710-08-10	5/8"	7/8-14	3/4-16	28,0	37,0	22,0	24,0
1207338	29-1710-10-10	5/8"	7/8-14	7/8-14	28,0	38,5	22,0	30,0
1216413	29-1710-12-10	5/8"	7/8-14	1 1/16-12	28,5	44,0	27,0	36,0
1212983	29-1710-08-12	3/4"	1 1/16-12	3/4-16	32,5	37,5	27,0	24,0
1211710	29-1710-10-12	3/4"	1 1/16-12	7/8-14	32,5	40,5	27,0	27,0
1207339	29-1710-12-12	3/4"	1 1/16-12	1 1/16-12	32,5	44,0	27,0	36,0
1212984	29-1710-16-12	3/4"	1 1/16-12	1 5/16-12	32,5	47,0	33,0	41,0
1212985	29-1710-14-14	7/8"	1 3/16-12	1 3/16-12	37,0	47,0	33,0	38,0
1212986	29-1710-12-16	1"	1 5/16-12	1 1/16-12	37,5	44,0	33,0	36,0
1207340	29-1710-16-16	1"	1 5/16-12	1 5/16-12	37,5	47,0	33,0	41,0
1212987	29-1710-20-16	1"	1 5/16-12	1 5/8-12	40,0	48,5	41,0	50,0
1211711	29-1710-20-20	1"1/4	1 5/8-12	1 5/8-12	40,5	48,5	41,0	50,0
1211712	29-1710-24-24	1"1/2	1 7/8-12	1 7/8-12	45,0	48,5	48,0	55,0

Dimensions shown may be changed without prior notice

// R1A25M9305

90° adjustable elbow connector JIC Male - SAE UNF/UN Male with O-Ring

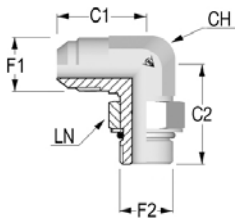

Item Code	DHFI Item number	OD1	F1	F2	C1	C2	CH	LN
		in			mm	mm	mm	mm
1207256	29-1610-04-04	1/4"	7/16-20	7/16-20	22,5	26,0	12,0	17,0
1207640	29-1610-05-04	1/4"	7/16-20	1/2-20	24,0	27,5	14,0	17,0
1213077	29-1610-06-04	1/4"	7/16-20	9/16-18	27,0	31,5	14,0	19,0
1207257	29-1610-05-05	5/16"	1/2-20	1/2-20	24,0	27,5	14,0	17,0
1207258	29-1610-06-06	3/8"	9/16-18	9/16-18	27,0	31,5	14,0	19,0
1207641	29-1610-08-06	3/8"	9/16-18	3/4-16	28,5	36,5	19,0	24,0
1216429	29-1610-10-06	3/8"	9/16-18	7/8-14	31,0	43,5	22,0	27,0
1207259	29-1610-08-08	1/2"	3/4-16	3/4-16	31,5	36,5	19,0	24,0
1207642	29-1610-10-08	1/2"	3/4-16	7/8-14	34,0	43,0	22,0	27,0
1213079	29-1610-12-08	1/2"	3/4-16	1 1/16-12	37,0	49,0	27,0	32,0
1207643	29-1610-08-10	5/8"	7/8-14	3/4-16	36,5	39,5	22,0	24,0
1207260	29-1610-10-10	5/8"	7/8-14	7/8-14	36,5	43,0	22,0	27,0
1213080	29-1610-12-10	5/8"	7/8-14	1 1/16-12	39,5	49,0	27,0	32,0
1213081	29-1610-08-12	3/4"	1 1/16-12	3/4-16	42,0	42,0	27,0	22,0
1207261	29-1610-10-12	3/4"	1 1/16-12	7/8-14	42,0	45,5	27,0	27,0
1207262	29-1610-12-12	3/4"	1 1/16-12	1 1/16-12	42,0	49,0	27,0	32,0
1213082	29-1610-16-12	3/4"	1 1/16-12	1 5/16-12	44,5	52,0	33,0	41,0
1213083	29-1610-14-14	7/8"	1 3/16-12	1 3/16-12	44,0	50,5	33,0	41,0
1207263	29-1610-12-16	1"	1 5/16-12	1 1/16-12	46,0	52,0	33,0	32,0
1207264	29-1610-16-16	1"	1 5/16-12	1 5/16-12	46,0	54,0	33,0	41,0
1213084	29-1610-20-16	1"	1 5/16-12	1 5/8-12	51,0	57,0	41,0	50,0
1207265	29-1610-20-20	1"1/4	1 5/8-12	1 5/8-12	52,0	57,0	41,0	50,0
1211738	29-1610-24-24	1"1/2	1 7/8-12	1 7/8-12	59,0	61,0	48,0	55,0

Dimensions shown may be changed without prior notice

// R1A25M930J

90° adjustable long elbow connector JIC Male - SAE UNF/UN Male with O-Ring

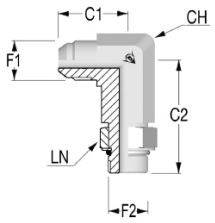

Item Code	DHFI Item number	OD1	F1	F2	C1	C2	CH	LN
		in			mm	mm	mm	mm
1213056	R1A25M930J-0404	1/4"	7/16-20	7/16-20	23,5	46,0	14,0	17,0
1213057	R1A25M930J-0405	1/4"	7/16-20	1/2-20	24,0	49,5	14,0	17,0
1213058	R1A25M930J-0406	1/4"	7/16-20	9/16-18	27,0	56,5	17,0	19,0
1213059	R1A25M930J-0505	5/16"	1/2-20	1/2-20	24,0	49,5	14,0	17,0
1213060	R1A25M930J-0606	3/8"	9/16-18	9/16-18	27,0	56,5	17,0	19,0
1213061	R1A25M930J-0608	3/8"	9/16-18	3/4-16	28,5	67,0	22,0	24,0
1213062	R1A25M930J-0808	1/2"	3/4-16	3/4-16	31,5	67,0	22,0	24,0
1213063	R1A25M930J-0810	1/2"	3/4-16	7/8-14	34,0	78,0	22,0	27,0
1213064	R1A25M930J-0812	1/2"	3/4-16	1 1/16-12	37,0	92,0	27,0	32,0
1213065	R1A25M930J-1008	5/8"	7/8-14	3/4-16	36,5	75,0	22,0	24,0
1213066	R1A25M930J-1010	5/8"	7/8-14	7/8-14	36,5	78,0	22,0	27,0
1213067	R1A25M930J-1012	5/8"	7/8-14	1 1/16-12	39,5	92,0	27,0	32,0
1213068	R1A25M930J-1208	3/4"	1 1/16-12	3/4-16	42,0	85,0	27,0	24,0
1213069	R1A25M930J-1210	3/4"	1 1/16-12	7/8-14	44,6	88,0	27,0	27,0
1213070	R1A25M930J-1212	3/4"	1 1/16-12	1 1/16-12	42,0	92,0	27,0	32,0
1213071	R1A25M930J-1216	3/4"	1 1/16-12	1 5/16-12	44,5	105,0	33,0	41,0
1216431	R1A25M930J-1414	7/8"	1 3/16-12	1 3/16-12	44,0	92,0	33,0	41,0
1213072	R1A25M930J-1612	1"	1 5/16-12	1 1/16-12	46,0	105,0	33,0	32,0
1213073	R1A25M930J-1616	1"	1 5/16-12	1 5/16-12	46,0	105,0	33,0	41,0
1213074	R1A25M930J-1620	1"	1 5/16-12	1 5/8-12	51,0	124,0	41,0	50,0
1213075	R1A25M930J-2020	1"1/4	1 5/8-12	1 5/8-12	52,0	124,0	41,0	50,0
1213076	R1A25M930J-2424	1"1/2	1 7/8-12	1 7/8-12	59,0	135,0	48,0	55,0

Dimensions shown may be changed without prior notice

// R1A25MT305

Branch Tee adjustable elbow connector JIC Male - SAE UNF/UN Male with O-Ring

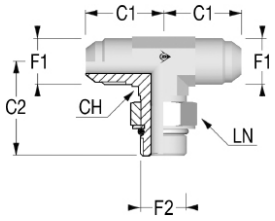

Item Code	DHFI Item number	OD1	F1	F2	C1	C2	CH	LN
		in			mm	mm	mm	mm
1210702	29-1820040404	1/4"	7/16-20	7/16-20	22,5	26,0	12,0	16,0
1212777	29-1820050404	1/4"	7/16-20	1/2-20	24,0	27,5	14,0	17,0
1212778	29-1820060404	1/4"	7/16-20	9/16-18	27,0	31,5	14,0	19,0
1210703	29-1820050505	5/16"	1/2-20	1/2-20	24,0	27,5	14,0	17,0
1207321	29-1820060606	3/8"	9/16-18	9/16-18	27,0	31,5	14,0	19,0
1212779	29-1820080606	3/8"	9/16-18	3/4-16	28,5	36,5	19,0	24,0
1207322	29-1820080808	1/2"	3/4-16	3/4-16	31,5	36,5	19,0	24,0
1212780	29-1820100808	1/2"	3/4-16	7/8-14	34,0	43,0	22,0	27,0
1212781	29-1820120808	1/2"	3/4-16	1 1/16-12	37,0	49,0	27,0	32,0
1212782	29-1820081010	5/8"	7/8-14	3/4-16	36,5	39,5	22,0	24,0
1207323	29-1820101010	5/8"	7/8-14	7/8-14	36,5	43,0	22,0	27,0
1212783	29-1820121010	5/8"	7/8-14	1 1/16-12	36,5	49,0	22,0	32,0
1212784	29-1820081212	3/4"	1 1/16-12	3/4-16	42,0	42,0	27,0	24,0
1212785	29-1820101212	3/4"	1 1/16-12	7/8-14	42,0	45,5	27,0	27,0
1210704	29-1820121212	3/4"	1 1/16-12	1 1/16-12	42,0	49,0	27,0	32,0
1212786	29-1820161212	3/4"	1 1/16-12	1 5/16-12	44,5	52,0	33,0	41,0
1216491	29-1820141414	7/8"	1 3/16-12	1 3/16-12	44,0	50,5	33,0	38,0
1212787	29-1820121616	1"	1 5/16-12	1 1/16-12	46,0	52,0	33,0	32,0
1210705	29-1820161616	1"	1 5/16-12	1 5/16-12	46,0	54,6	33,0	41,0
1212788	29-1820201616	1"	1 5/16-12	1 5/8-12	51,0	57,0	41,0	50,0
1212789	29-1820202020	1"1/4	1 5/8-12	1 5/8-12	52,0	57,0	41,0	50,0
1212790	29-1820242424	1"1/2	1 7/8-12	1 7/8-12	59,0	61,0	48,0	55,0

Dimensions shown may be changed without prior notice

// R1A25ML305

Run Tee adjustable elbow connector JIC Male - SAE UNF/UN Male with O-Ring

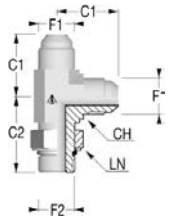

Item Code	DHFI Item number	OD1	F1	F2	C1	C2	CH	LN
		in			mm	mm	mm	mm
1210695	29-1810040404	1/4"	7/16-20	7/16-20	22,5	26,0	12,0	17,0
1212716	29-1810050404	1/4"	7/16-20	1/2-20	24,0	27,5	14,0	17,0
1212717	29-1810060404	1/4"	7/16-20	9/16-18	27,0	31,5	14,0	22,0
1210696	29-1810050505	5/16"	1/2-20	1/2-20	24,0	27,5	14,0	19,0
1207300	29-1810060606	3/8"	9/16-18	9/16-18	27,0	31,5	14,0	22,0
1212718	29-1810080606	3/8"	9/16-18	3/4-16	28,5	36,5	19,0	24,0
1210697	29-1810080808	1/2"	3/4-16	3/4-16	31,5	36,5	19,0	24,0
1212719	29-1810100808	1/2"	3/4-16	7/8-14	34,0	43,0	22,0	30,0
1212720	29-1810120808	1/2"	3/4-16	1 1/16-12	37,0	49,0	27,0	32,0
1212721	29-1810081010	5/8"	7/8-14	3/4-16	36,5	39,5	22,0	24,0
1210698	29-1810101010	5/8"	7/8-14	7/8-14	36,5	39,5	22,0	24,0
1212722	29-1810121010	5/8"	7/8-14	1 1/16-12	39,5	49,0	27,0	32,0
1212723	29-1810081212	3/4"	1 1/16-12	3/4-16	42,0	42,0	27,0	24,0
1212724	29-1810101212	3/4"	1 1/16-12	7/8-14	42,0	45,5	27,0	27,0
1207301	29-1810121212	3/4"	1 1/16-12	1 1/16-12	42,0	49,0	27,0	32,0
1212725	29-1810161212	3/4"	1 1/16-12	1 5/16-12	44,5	52,0	33,0	41,0
1211624	29-1810161616	1"	1 5/16-12	1 5/16-12	46,0	54,6	33,0	41,0
1212727	29-1810201616	1"	1 5/16-12	1 5/8-12	51,0	57,0	41,0	50,0
1211625	29-1810202020	1"1/4	1 5/8-12	1 5/8-12	52,0	57,0	41,0	50,0
1212728	29-1810242424	1"1/2	1 7/8-12	1 7/8-12	59,0	61,0	48,0	55,0

Dimensions shown may be changed without prior notice

// NPTF

// R1A25M128M

Straight connector JIC - NPTF Male

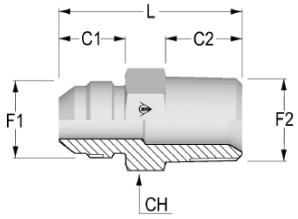

Item Code	DHFI Item number	OD1	F1	F2	C1	C2	CH	L
		in			mm	mm	mm	mm
1203679	29-1040-02-04	1/4"	7/16-20	1/8-27	14,0	10,0	14,0	31,0
1203678	29-1040-04-04	1/4"	7/16-20	1/4-18	14,0	14,5	14,0	36,0
1203621	29-1040-02-05	5/16"	1/2-20	1/8-27	14,0	10,0	14,0	31,0
1203620	29-1040-04-05	5/16"	1/2-20	1/4-18	14,0	14,5	14,0	36,0
1203704	29-1040-02-06	3/8"	9/16-18	1/8-27	14,0	10,0	17,0	32,0
1203703	29-1040-04-06	3/8"	9/16-18	1/4-18	14,0	14,5	17,0	36,5
1203705	29-1040-06-06	3/8"	9/16-18	3/8-18	14,0	14,5	19,0	36,5
1203702	29-1040-08-06	3/8"	9/16-18	1/2-14	14,0	18,0	22,0	43,0
1203659	29-1040-04-08	1/2"	3/4-16	1/4-18	16,5	14,5	19,0	39,0
1203661	29-1040-06-08	1/2"	3/4-16	3/8-18	16,5	14,5	19,0	39,0
1203658	29-1040-08-08	1/2"	3/4-16	1/2-14	16,5	18,0	22,0	44,5
1203660	29-1040-12-08	1/2"	3/4-16	3/4-14	16,5	19,0	27,0	47,0
1212881	29-1040-04-10	5/8"	7/8-14	1/4-18	19,5	14,5	24,0	43,0
1203691	29-1040-06-10	5/8"	7/8-14	3/8-18	19,5	14,5	24,0	43,5
1203689	29-1040-08-10	5/8"	7/8-14	1/2-14	19,5	18,0	24,0	47,0
1203690	29-1040-12-10	5/8"	7/8-14	3/4-14	19,5	19,0	27,0	49,5
1203608	29-1040-08-12	3/4"	1 1/16-12	1/2-14	22,0	18,0	27,0	51,5
1203609	29-1040-12-12	3/4"	1 1/16-12	3/4-14	22,0	19,0	27,0	52,5
1203607	29-1040-16-12	3/4"	1 1/16-12	1-11 1/2	22,0	24,0	36,0	57,0
1216396	29-1040-12-14	7/8"	1 3/16-12	3/4-14	22,5	19,0	30,0	53,0
1203633	29-1040-12-16	1"	1 5/16-12	3/4-14	23,0	19,0	36,0	53,5
1203631	29-1040-16-16	1"	1 5/16-12	1-11 1/2	23,0	24,0	36,0	58,5
1203642	29-1040-16-20	1"1/4	1 5/8-12	1-11 1/2	24,5	24,0	46,0	61,5
1203643	29-1040-20-20	1"1/4	1 5/8-12	1 1/4-11 1/2	24,5	25,0	46,0	62,5
1212882	29-1040-20-24	1"1/2	1 7/8-12	1 1/4-11 1/2	27,5	25,0	50,0	67,5
1203649	29-1040-24-24	1"1/2	1 7/8-12	1 1/2-11 1/2	27,5	25,5	50,0	68,0

Dimensions shown may be changed without prior notice

// R1A251128M

Straight connector JIC Female - NPTF Male

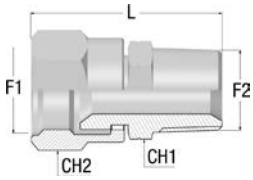

Item Code	DHFI Item number	OD1	F1	F2	CH1	CH2	L
		in			mm	mm	mm
1210848	29-1080-02-04	1/4"	7/16-20	1/8-27	16,0	14,0	34,2
1207618	29-1080-04-04	1/4"	7/16-20	1/4-18	16,0	14,0	39,2
1213170	29-1080-02-05	5/16"	1/2-20	1/8-27	17,0	14,0	35,0
1207619	29-1050-04-05	5/16"	1/2-20	1/4-18	17,0	14,0	41,0
1213171	29-1080-02-06	3/8"	9/16-18	1/8-27	19,0	14,0	36,5
1207620	29-1050-04-06	3/8"	9/16-18	1/4-18	19,0	14,0	41,0
1207621	29-1080-06-06	3/8"	9/16-18	3/8-18	19,0	19,0	41,5
1213173	29-1080-04-08	1/2"	3/4-16	1/4-18	25,0	19,0	44,0
1207622	29-1080-06-08	1/2"	3/4-16	3/8-18	25,0	19,0	43,2
1207624	29-1050-08-10	5/8"	7/8-14	1/2-14	27,0	22,0	49,7
1213174	29-1080-12-10	5/8"	7/8-14	3/4-14	27,0	27,0	52,5
1207625	29-1050-08-12	3/4"	1 1/16-12	1/2-14	32,0	27,0	54,3
1207626	29-1080-12-12	3/4"	1 1/16-12	3/4-14	32,0	27,0	55,3
1216345	29-1080-12-14	7/8"	1 3/16-12	3/4-14	36,0	30,0	55,2
1207627	29-1050-12-16	1"	1 5/16-12	3/4-14	38,0	32,0	58,6
1207628	29-1080-16-16	1"	1 5/16-12	1-11 1/2	38,0	36,0	64,0
1213206	29-1050-20-20	1"1/4	1 5/8-12	1 1/4-11 1/2	50,0	46,0	69,4

// R1A25M428M

45° elbow connector JIC - NPTF Male

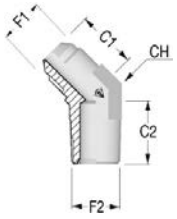

Item Code	DHFI Item number	OD1	F1	F2	C1	C2	CH
		in			mm	mm	mm
1203920	29-1430-02-04	1/4"	7/16-20	1/8-27	19,0	16,0	12,0
1203919	29-1430-04-04	1/4"	7/16-20	1/4-18	21,0	21,5	14,0
1210674	29-1430-04-05	5/16"	1/2-20	1/4-18	21,0	21,5	14,0
1203925	29-1430-04-06	3/8"	9/16-18	1/4-18	21,0	21,5	14,0
1203927	29-1430-06-06	3/8"	9/16-18	3/8-18	22,0	24,0	19,0
1203916	29-1430-06-08	1/2"	3/4-16	3/8-18	25,0	24,0	19,0
1203915	29-1430-08-08	1/2"	3/4-16	1/2-14	25,5	29,5	22,0
1212975	29-1430-06-10	5/8"	7/8-14	3/8-18	28,0	24,5	22,0
1203923	29-1430-08-10	5/8"	7/8-14	1/2-14	28,0	29,0	22,0
1212976	29-1430-12-10	5/8"	7/8-14	3/4-14	30,0	30,5	27,0
1203907	29-1430-08-12	3/4"	1 1/16-12	1/2-14	32,5	30,5	27,0
1203908	29-1430-12-12	3/4"	1 1/16-12	3/4-14	32,5	30,5	27,0
1203913	29-1430-16-16	1"	1 5/16-12	1-11 1/2	37,0	37,5	33,0

Dimensions shown may be changed without prior notice

// R1A25M928M

90° elbow connector JIC - NPTF Male

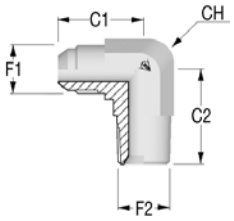

Item Code	DHFI Item number	OD1	F1	F2	C1	C2	CH
		in			mm	mm	mm
1203872	29-1140-02-04	1/4"	7/16-20	1/8-27	22,5	19,5	12,0
1203871	29-1140-04-04	1/4"	7/16-20	1/4-18	27,0	27,5	14,0
1203838	29-1140-02-05	5/16"	1/2-20	1/8-27	24,0	19,5	14,0
1203837	29-1140-04-05	5/16"	1/2-20	1/4-18	26,5	27,5	14,0
1203889	29-1140-04-06	3/8"	9/16-18	1/4-18	27,0	27,5	14,0
1203891	29-1140-06-06	3/8"	9/16-18	3/8-18	28,5	31,0	19,0
1203888	29-1140-08-06	3/8"	9/16-18	1/2-14	31,0	37,0	22,0
1203861	29-1140-06-08	1/2"	3/4-16	3/8-18	31,5	31,0	19,0
1203858	29-1140-08-08	1/2"	3/4-16	1/2-14	34,0	37,5	22,0
1203860	29-1140-12-08	1/2"	3/4-16	3/4-14	37,0	40,5	27,0
1203878	29-1140-08-10	5/8"	7/8-14	1/2-14	36,5	37,0	22,0
1203879	29-1140-12-10	5/8"	7/8-14	3/4-14	39,5	40,5	27,0
1203831	29-1140-08-12	3/4"	1 1/16-12	1/2-14	42,0	40,5	27,0
1203832	29-1140-12-12	3/4"	1 1/16-12	3/4-14	42,0	40,5	27,0
1203843	29-1140-16-16	1"	1 5/16-12	1-11 1/2	46,0	50,0	33,0
1203851	29-1140-16-20	1"1/4	1 5/8-12	1-11 1/2	52,0	59,0	41,0
1203852	29-1140-20-20	1"1/4	1 5/8-12	1 1/4-11 1/2	52,0	60,0	41,0

Dimensions shown may be changed without prior notice

// FLANGES

// R1A25M133W

Straight flange SAE J518 code 61 - JIC - Low pressure

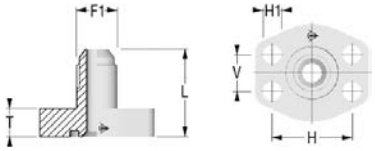

Item Code	DHFI Item number	OD1	F1	Flange Size	L	T	H	V	H1
		in			mm	mm	mm	mm	mm
1212906	R1A25M133W-0808	1/2"	3/4-16	1/2	41,0	14,0	38,1	17,5	9,0
1212907	R1A25M133W-1008	5/8"	7/8-14	1/2	44,0	14,0	38,1	17,5	9,0
1212908	R1A25M133W-1012	5/8"	7/8-14	3/4	47,0	15,0	47,6	22,2	11,0
1212909	R1A25M133W-1208	3/4"	1 1/16-12	1/2	46,0	14,0	38,1	17,5	9,0
1212910	R1A25M133W-1212	3/4"	1 1/16-12	3/4	49,0	15,0	47,6	22,2	11,0
1212911	R1A25M133W-1216	3/4"	1 1/16-12	1	51,0	17,0	52,4	26,2	11,0
1212912	R1A25M133W-1612	1"	1 5/16-12	3/4	50,0	15,0	47,6	22,2	11,0
1212913	R1A25M133W-1616	1"	1 5/16-12	1	52,0	17,0	52,4	26,2	11,0
1212914	R1A25M133W-1620	1"	1 5/16-12	3/4	56,0	21,0	58,7	30,2	11,5
1212915	R1A25M133W-2016	1"1/4	1 5/8-12	1	54,0	17,0	52,4	26,2	11,0
1212916	R1A25M133W-2020	1"1/4	1 5/8-12	1 1/4	58,0	21,0	58,4	30,2	11,5
1212917	R1A25M133W-2024	1"1/4	1 5/8-12	1	64,0	24,0	69,9	35,7	13,5
1212918	R1A25M133W-2420	1"1/2	1 7/8-12	1 1/4	61,0	21,0	58,4	30,2	11,5
1212919	R1A25M133W-2424	1"1/2	1 7/8-12	1 1/2	67,0	24,0	69,9	35,7	13,5

// R1A25M136W

Straight flange SAE J518 code 62 - JIC - High pressure

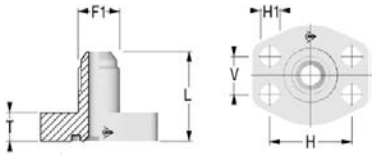

Item Code	DHFI Item number	OD1	F1	Flange Size	L	T	H	V	H1
		in			mm	mm	mm	mm	mm
1212920	R1A25M136W-0808	1/2"	3/4-16	1/2	42,0	15,0	40,5	18,2	9,0
1212921	R1A25M136W-1008	5/8"	7/8-14	1/2	45,0	15,0	40,5	18,2	9,0
1212922	R1A25M136W-1012	5/8"	7/8-14	3/4	49,0	17,0	50,8	23,8	11,0
1212923	R1A25M136W-1208	3/4"	1 1/16-12	1/2	47,0	15,0	40,5	18,2	9,0
1212924	R1A25M136W-1212	3/4"	1 1/16-12	3/4	51,0	17,0	50,8	23,8	11,0
1212925	R1A25M136W-1216	3/4"	1 1/16-12	1	58,0	21,0	57,2	27,8	13,0
1212926	R1A25M136W-1612	1"	1 5/16-12	3/4	52,0	17,0	50,8	23,8	11,0
1212927	R1A25M136W-1616	1"	1 5/16-12	1	59,0	21,0	57,2	27,8	13,0
1212928	R1A25M136W-1620	1"	1 5/16-12	1 1/4	64,0	24,0	66,7	31,8	15,0
1212929	R1A25M136W-2016	1"1/4	1 5/8-12	1	61,0	21,0	57,2	27,8	13,0
1212930	R1A25M136W-2020	1"1/4	1 5/8-12	1 1/4	66,0	24,0	66,7	31,8	15,0
1212931	R1A25M136W-2024	1"1/4	1 5/8-12	1 1/2	70,0	27,0	79,4	36,5	17,0
1212932	R1A25M136W-2420	1"1/2	1 7/8-12	1 1/4	69,0	24,0	66,7	31,8	15,0
1212933	R1A25M136W-2424	1"1/2	1 7/8-12	1 1/2	73,0	27,0	79,4	36,5	17,0

Dimensions shown may be changed without prior notice

// R1A25M933W

90° flange SAE J518 code 61 - JIC - Low pressure

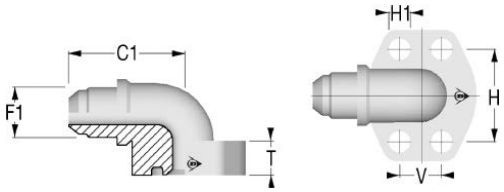

Item Code	DHFI Item number	OD1	F1	Flange size	C1	T	H	V	H1
		in			mm	mm	mm	mm	mm
1213085	R1A25M933W-0808	1/2"	3/4-16	1/2	40,0	17,0	38,1	17,5	9,0
1213086	R1A25M933W-1008	5/8"	7/8-14	1/2	42,0	17,0	38,1	17,5	9,0
1213087	R1A25M933W-1012	5/8"	7/8-14	3/4	45,0	20,0	47,6	22,2	11,0
1213088	R1A25M933W-1208	3/4"	1 1/16-12	1/2	42,0	20,0	38,1	17,5	9,0
1213089	R1A25M933W-1212	3/4"	1 1/16-12	3/4	47,0	20,0	47,6	22,2	11,0
1213090	R1A25M933W-1216	3/4"	1 1/16-12	1	50,0	20,0	52,4	26,2	11,0
1213091	R1A25M933W-1612	1"	1 5/16-12	3/4	48,0	25,0	47,6	22,2	11,0
1213092	R1A25M933W-1616	1"	1 5/16-12	1	51,0	25,0	52,4	26,2	11,0
1213093	R1A25M933W-1620	1"	1 5/16-12	1 1/4	56,0	25,0	58,7	30,2	11,5
1213094	R1A25M933W-2016	1"1/4	1 5/8-12	1	53,0	31,0	52,4	26,2	11,0
1213095	R1A25M933W-2020	1"1/4	1 5/8-12	1 1/4	58,0	31,0	58,4	30,2	11,5
1213096	R1A25M933W-2024	1"1/4	1 5/8-12	1 1/2	63,0	31,0	69,9	35,7	13,5
1213097	R1A25M933W-2420	1"1/2	1 7/8-12	1 1/4	58,0	37,0	58,4	30,2	11,5
1213098	R1A25M933W-2424	1"1/2	1 7/8-12	1 1/2	66,0	37,0	69,9	35,7	13,5

// R1A25M936W

90° flange SAE J518 code 62 - JIC - High pressure

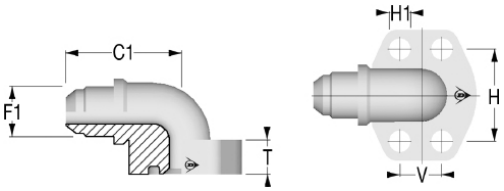

Item Code	DHFI Item number	OD1	F1	Flange size	C1	T	H	V	H1
		in			mm	mm	mm	mm	mm
1213111	R1A25M936W-0808	1/2"	3/4-16	1/2	40,0	17,0	40,5	18,2	9,0
1213112	R1A25M936W-1008	5/8"	7/8-14	1/2	42,0	17,0	40,5	18,2	9,0
1213113	R1A25M936W-1012	5/8"	7/8-14	3/4	49,0	20,0	50,8	23,8	11,0
1213114	R1A25M936W-1208	3/4"	1 1/16-12	1/2	42,0	20,0	40,5	18,2	9,0
1213115	R1A25M936W-1212	3/4"	1 1/16-12	3/4	51,0	20,0	50,8	23,8	11,0
1213116	R1A25M936W-1216	3/4"	1 1/16-12	1	55,0	25,0	57,2	27,8	13,0
1213117	R1A25M936W-1612	1"	1 5/16-12	3/4	52,0	25,0	50,8	23,8	11,0
1213118	R1A25M936W-1616	1"	1 5/16-12	1	56,0	25,0	57,2	27,8	13,0
1213119	R1A25M936W-1620	1"	1 5/16-12	1 1/4	56,0	31,0	66,7	31,8	15,0
1213120	R1A25M936W-2016	1"1/4	1 5/8-12	1	58,0	31,0	57,2	27,8	13,0
1213121	R1A25M936W-2020	1"1/4	1 5/8-12	1 1/4	63,0	31,0	66,7	31,8	15,0
1213122	R1A25M936W-2024	1"1/4	1 5/8-12	1 1/2	67,0	37,0	79,4	36,5	17,0
1213123	R1A25M936W-2420	1"1/2	1 7/8-12	1 1/4	63,0	37,0	66,7	31,8	15,0
1213124	R1A25M936W-2424	1"1/2	1 7/8-12	1 1/2	70,0	37,0	79,4	36,5	17,0

Dimensions shown may be changed without prior notice

// R1A25M9334

90° adjustable split flange SAE J518 code 61 - JIC - Low pressure

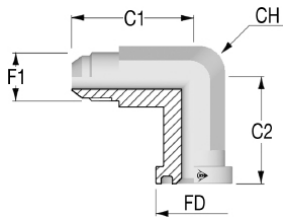

Item Code	DHFI Item number	OD1	F1	Flange size	C1	C2	FD	CH
		in			mm	mm	mm	mm
1213099	R1A25M9334-0808	1/2"	3/4-16	1/2	48,0	42,0	30,2	22,0
1213100	R1A25M9334-1008	5/8"	7/8-14	1/2	50,0	44,0	30,2	22,0
1213101	R1A25M9334-1012	5/8"	7/8-14	3/4	64,0	53,0	38,1	22,0
1213102	R1A25M9334-1212	3/4"	1 1/16-12	3/4	64,0	53,0	38,1	27,0
1213103	R1A25M9334-1216	3/4"	1 1/16-12	1	65,0	60,0	44,5	27,0
1213104	R1A25M9334-1612	1"	1 5/16-12	3/4	64,0	53,0	38,1	34,0
1213105	R1A25M9334-1616	1"	1 5/16-12	1	65,0	60,0	44,5	34,0
1213106	R1A25M9334-1620	1"	1 5/16-12	1 1/4	64,0	55,0	50,8	34,0
1213107	R1A25M9334-2016	1"1/4	1 5/8-12	1	65,0	60,0	44,5	42,0
1213108	R1A25M9334-2020	1"1/4	1 5/8-12	1 1/4	64,0	55,0	50,8	42,0
1213109	R1A25M9334-2024	1"1/4	1 5/8-12	1 1/2	78,0	66,0	60,3	42,0
1213110	R1A25M9334-2424	1"1/2	1 7/8-12	1 1/2	78,0	66,0	60,3	50,0

// R1A25M9364

90° adjustable split flange SAE J518 code 62 - JIC - High pressure

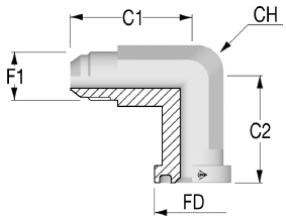

Item Code	DHFI Item number	OD1	F1	Flange size	C1	C2	FD	CH
		in			mm	mm	mm	mm
1213125	R1A25M9364-0808	1/2"	3/4-16	1/2	49,0	43,0	31,8	22,0
1213126	R1A25M9364-1008	5/8"	7/8-14	1/2	50,0	44,0	31,8	22,0
1213127	R1A25M9364-1012	5/8"	7/8-14	3/4	64,0	53,0	41,3	22,0
1213128	R1A25M9364-1212	3/4"	1 1/16-12	3/4	64,0	53,0	41,3	27,0
1213129	R1A25M9364-1216	3/4"	1 1/16-12	1	65,0	60,0	47,6	27,0
1213130	R1A25M9364-1612	1"	1 5/16-12	3/4	64,0	53,0	41,3	34,0
1213131	R1A25M9364-1616	1"	1 5/16-12	1	65,0	60,0	47,6	34,0
1213132	R1A25M9364-1620	1"	1 5/16-12	1 1/4	64,0	55,0	54,0	34,0
1213133	R1A25M9364-2016	1"1/4	1 5/8-12	1	65,0	60,0	47,6	42,0
1213134	R1A25M9364-2020	1"1/4	1 5/8-12	1 1/4	64,0	55,0	54,0	42,0
1213135	R1A25M9364-2024	1"1/4	1 5/8-12	1 1/2	78,0	66,0	63,5	42,0
1213136	R1A25M9364-2424	1"1/2	1 7/8-12	1 1/2	78,0	66,0	63,5	50,0

Dimensions shown may be changed without prior notice

// ACCESSORIES

// RXA25D0000

Nut JIC

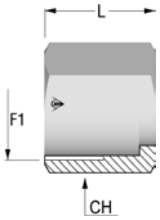

Item Code	Item Code	OD1	F1	CH	L
		mm		mm	mm
1208046	RXA25D0000-0400	6	7/16-20	14,0	15,80
1208047	RXA25D0000-0500	8	1/2-20	17,0	17,30
1207580	RXA25D0000-0600	10	9/16-18	19,0	18,80
1208048	RXA25D0000-0800	12	3/4-16	22,0	21,80
1208049	RXA25D0000-1000	14	7/8-14	27,0	25,10
1208050	RXA25D0000-1200	18	1 1/16-12	32,0	26,20
1203514	RXA25D0000-1220	20	1 1/16-12	32,0	26,20
1208051	RXA25D0000-1600	25	1 5/16-12	41,0	28,70
1208052	RXA25D0000-2000	30	1 5/8-12	50,0	31,20
1208053	RXA25D0000-2400	38	1 7/8-12	60,0	36,10

// R1A25R0000

Sleeve JIC

Item Code	DHFI Item number	Head	OD1	L
		mm	mm	mm
1203725	29-500-06-04	-0406	1/4"	10,5
1203719	29-500-08-05	-0508	5/16"	11,0
1203729	29-500-10-06	-0610	3/8"	12,5
1203724	29-500-12-08	-0812	1/2"	14,0
1203726	29-500-14-10	-1014	5/8"	17,0
1203727	29-500-15-10	-1015	5/8"	17,0
1203728	29-500-16-10	-1016	5/8"	17,0
1203717	29-500-18-12	-1218	3/4"	17,5
1203718	29-500-20-12	-1220	3/4"	17,5
1216495	29-500-22-14	-1422	7/8"	19,5
1203720	29-500-25-16	-1625	1"	20,0
1203721	29-500-30-20	-2030	1"1/4	23,0
1203722	29-500-32-20	-2032	1"1/4	23,0
1203723	29-500-38-24	-2438	1"1/2	28,5

Dimensions shown may be changed without prior notice

// PLUG

// R1A2531000

Cap JIC Female

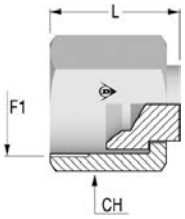

Item Code	DHFI Item number	OD1	F1	CH	L
		in		mm	mm
1207348	29-900-04	1/4"	7/16-20	14,0	17,0
1207349	29-900-05	5/16"	1/2-20	17,0	19,5
1207350	29-900-06	3/8"	9/16-18	19,0	20,5
1207351	29-900-08	1/2"	3/4-16	22,0	24,0
1207352	29-900-10	5/8"	7/8-14	27,0	27,0
1207353	29-900-12	3/4"	1 1/16-12	32,0	31,5
1213213	29-900-14	7/8"	1 3/16-12	36,0	32,0
1207354	29-900-16	1"	1 5/16-12	41,0	32,5
1207355	29-900-20	1"1/4	1 5/8-12	50,0	35,5
1207356	29-900-24	1"1/2	1 7/8-12	60,0	43,0

// R1A25M1000

Plug JIC Male

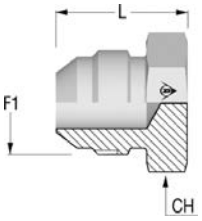

Item Code	DHFI Item number	OD1	F1	CH	L
		in		mm	mm
1207449	29-5010-04	1/4"	7/16-20	12,0	20,5
1207450	29-5010-05	5/16"	1/2-20	14,0	20,5
1207451	29-5010-06	3/8"	9/16-18	14,0	21,5
1207452	29-5010-08	1/2"	3/4-16	22,0	24,0
1207453	29-5010-10	5/8"	7/8-14	24,0	28,0
1207454	29-5010-12	3/4"	1 1/16-12	30,0	32,5
1212825	29-5010-14	7/8"	1 3/16-12	33,0	33,0
1207455	29-5010-16	1"	1 5/16-12	36,0	34,0
1207456	29-5010-20	1"1/4	1 5/8-12	46,0	37,0
1207457	29-5010-24	1"1/2	1 7/8-12	50,0	42,0

// ORFS ADAPTERS

// MALE UNION 178
// MALE / FEMALE UNION 180
// BULKHEAD 182
// BSPP 185
// METRIC 190
// SAE UNF 195
// FLANGES 200
// ACCESSORIES 203
// PLUG 204

Dimensions shown may be changed without prior notice

// MALE UNION

// R1A2451245

Straight union ORFS Male

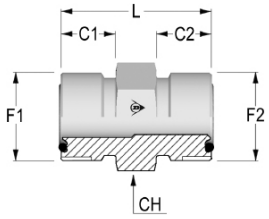

Item Code	DHFI Item number	OD1	F1	F2	C1	C2	CH	L
		in			mm	mm	mm	mm
1207586	01-1010-04-04	1/4"	9/16-18	9/16-18	10,0	10,0	17,0	27,0
1208173	01-1010-06-04	3/8"	11/16-16	9/16-18	11,0	10,0	19,0	30,0
1207587	01-1010-06-06	3/8"	11/16-16	11/16-16	11,0	11,0	19,0	31,0
1208174	01-1010-08-06	1/2"	13/16-16	11/16-16	13,0	11,0	22,0	33,5
1207579	01-1010-08-08	1/2"	13/16-16	13/16-16	13,0	13,0	22,0	35,5
1208175	01-1010-08-10	5/8"	1-14	13/16-16	15,5	13,0	27,0	40,0
1207588	01-1010-10-10	5/8"	1-14	1-14	15,5	15,5	27,0	42,5
1208176	01-1010-12-10	3/4"	1 3/16-12	1-14	17,0	15,5	32,0	45,5
1207589	01-1010-12-12	3/4"	1 3/16-12	1 3/16-12	17,0	17,0	32,0	47,0
1208177	01-1010-12-16	1"	1 7/16-12	13/16-16	17,5	17,0	41,0	49,5
1207590	01-1010-16-16	1"	1 7/16-12	1 7/16-12	17,5	17,5	41,0	49,5
1208179	01-1010-16-20	1"1/4	1 11/16-12	1 7/16-12	17,5	17,5	46,0	51,5
1208180	01-1010-20-20	1"1/4	1 11/16-12	1 11/16-12	17,5	17,5	46,0	51,5
1211533	01-1010-24-24	1"1/2	2-12	2-12	17,5	17,5	55,0	53,0

// R1A2459245

90° union ORFS Male

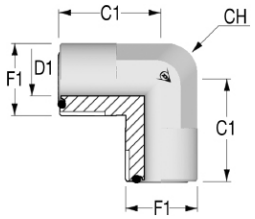

Item Code	DHFI Item number	OD1	F1	C1	CH
		in		mm	mm
1207045	01-1110-04-04	1/4"	9/16-18	21,5	14,0
1208128	01-1110-06-06	3/8"	11/16-16	25,0	17,0
1207578	01-1110-08-08	1/2"	13/16-16	28,0	19,0
1208129	01-1110-10-10	5/8"	1-14	33,5	27,0
1208130	01-1110-12-12	3/4"	1 3/16-12	37,5	27,0
1208131	01-1110-16-16	1"	1 7/16-12	42,0	36,0
1208132	01-1110-20-20	1"1/4	1 11/16-12	45,0	41,0
1211560	01-1110-24-24	1"1/2	2-12	49,0	48,0

Dimensions shown may be changed without prior notice

// R1A245T245

Branch Tee union ORFS Male

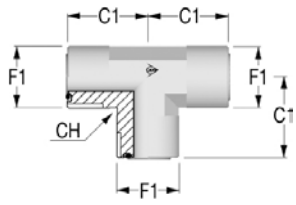

Item Code	DHFI Item number	OD1	F1	C1	CH
		in		mm	mm
1207600	01-1210040404	1/4"	9/16-18	21,5	14,0
1207601	01-1210060606	3/8"	11/16-16	25,0	17,0
1207572	01-1210080808	1/2"	13/16-16	28,0	19,0
1207571	01-1210101010	5/8"	1-14	33,5	27,0
1208205	01-1210121212	3/4"	1 3/16-12	37,5	27,0
1207602	01-1210161616	1"	1 7/16-12	42,0	36,0
1208206	01-1210202020	1"1/4	1 11/16-12	45,0	41,0
1211520	01-1210242424	1"1/2	2-12	49,0	48,0

// R1A245X245

Cross union ORFS Male

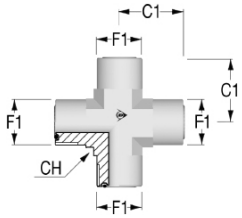

Item Code	DHFI Item number	OD1	F1	C1	CH
		in		mm	mm
1212531	01-1310040404	1/4"	9/16-18	21,5	14,0
1212532	01-1310060606	3/8"	11/16-16	25,0	17,0
1212533	01-1310080808	1/2"	13/16-16	28,0	19,0
1212534	01-1310101010	5/8"	1-14	33,5	27,0
1212535	01-1310121212	3/4"	1 3/16-12	37,5	27,0
1212536	01-1310161616	1"	1 7/16-12	42,0	36,0
1212537	01-1310202020	1"1/4	1 11/16-12	45,0	41,0
1212538	01-1310242424	1"1/2	2-12	49,0	48,0

Dimensions shown may be changed without prior notice

// MALE / FEMALE UNION

// R1A2431245

Straight union ORFS Female - ORFS Male

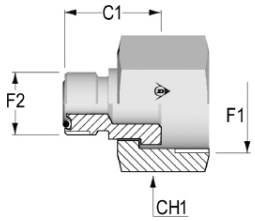

Item Code	DHFI Item number	OD1	F1	F2	C1	CH1
		in			mm	mm
1212498	01-5015-06-04	3/8"	11/16-16	9/16-18	19,5	22,0
1208210	01-5015-08-04	1/2"	13/16-16	9/16-18	22,0	24,0
1208347	01-5015-08-06	1/2"	13/16-16	11/16-16	23,0	24,0
1207033	01-5015-10-04	5/8"	1-14	9/16-18	23,0	30,0
1212518	01-5015-10-06	5/8"	1-14	11/16-16	24,0	30,0
1207660	01-5015-10-08	5/8"	1-14	13/16-16	26,0	30,0
1212519	01-5015-12-04	3/4"	1 3/16-12	9/16-18	25,0	36,0
1208211	01-5015-12-06	3/4"	1 3/16-12	11/16-16	26,0	36,0
1208212	01-5015-12-08	3/4"	1 3/16-12	13/16-16	28,0	36,0
1214621	01-5015-12-10	3/4"	1 3/16-12	1-14	30,5	36,0
1208213	01-5015-16-08	1"	1 7/16-12	13/16-16	29,5	41,0
1207661	01-5015-16-10	1"	1 7/16-12	1-14	32,0	41,0
1212499	01-5015-16-12	1"	1 7/16-12	1 3/16-12	33,5	41,0
1208214	01-5015-20-12	1"1/4	1 11/16-12	13/16-16	33,5	50,0
1208037	01-5015-20-16	1"1/4	1 11/16-12	1 7/16-12	38,5	50,0
1211497	01-5015-24-16	1"1/2	2-12	1 7/16-12	34,0	60,0
1211498	01-5015-24-20	1"1/2	2-12	1 11/16-12	34,0	60,0

// R1A2454241

45° union ORFS Male - ORFS Female

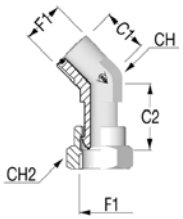

Item Code	DHFI Item number	OD1	F1	C1	C2	CH	CH2
		in		mm	mm	mm	mm
1212613	01-1420-04-04	1/4"	9/16-18	16,0	26,5	14,0	17,0
1212614	01-1420-06-06	3/8"	11/16-16	19,0	25,0	17,0	22,0
1212615	01-1420-08-08	1/2"	13/16-16	20,5	30,0	19,0	24,0
1212616	01-1420-10-10	5/8"	1-14	23,5	36,0	27,0	30,0
1211542	01-1420-12-12	3/4"	1 3/16-12	26,0	41,0	27,0	36,0
1212617	01-1420-16-16	1"	1 7/16-12	30,0	45,0	36,0	41,0
1212618	01-1420-20-20	1"1/4	1 11/16-12	32,0	45,0	41,0	50,0
1212619	01-1420-24-24	1"1/2	2-12	32,0	47,5	48,0	60,0

Dimensions shown may be changed without prior notice

// R1A2459241

90° union ORFS Male - ORFS Female

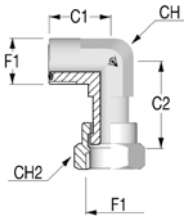

Item Code	DHFI Item number	OD1	F1	C1	C2	CH	CH2
		in		mm	mm	mm	mm
1208021	01-1130-04-04	1/4"	9/16-18	21,5	26,5	14,0	17,0
1207593	01-1130-06-06	3/8"	11/16-16	25,0	29,0	17,0	22,0
1207569	01-1130-08-08	1/2"	13/16-16	28,0	38,0	19,0	24,0
1206968	01-1130-10-10	5/8"	1-14	33,5	41,5	27,0	30,0
1207594	01-1130-12-12	3/4"	1 3/16-12	37,5	46,5	27,0	36,0
1207595	01-1130-16-16	1"	1 7/16-12	41,5	53,5	36,0	41,0
1208126	01-1130-20-20	1"1/4	1 11/16-12	44,5	58,0	41,0	50,0
1211559	01-1130-24-24	1"1/2	2-12	49,0	61,0	48,0	60,0

// R1A245T241

Branch Tee union ORFS Male - ORFS Female

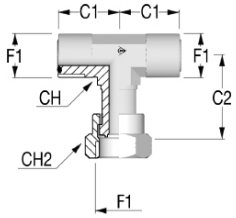

Item Code	DHFI Item number	OD1	F1	C1	C2	CH	CH2
		in		mm	mm	mm	mm
1208200	01-1240040404	1/4"	9/16-18	21,5	26,5	14,0	17,0
1208033	01-1240060606	3/8"	11/16-16	25,0	29,0	17,0	22,0
1207570	01-1240080808	1/2"	13/16-16	28,0	38,0	19,0	24,0
1208201	01-1240101010	5/8"	1-14	33,5	41,5	27,0	30,0
1208202	01-1240121212	3/4"	1 3/16-12	37,5	46,5	27,0	36,0
1208203	01-1240161616	1"	1 7/16-12	41,5	53,5	36,0	41,0
1208204	01-1240202020	1"1/4	1 11/16-12	44,5	58,0	41,0	50,0
1211519	01-1240242424	1"1/2	2-12	49,0	61,0	48,0	60,0

// R1A245L241

Run Tee union ORFS Male - ORFS Female

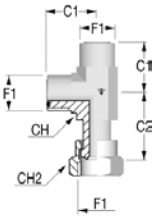

Item Code	DHFI Item number	OD1	F1	C1	C2	CH	CH2
		in		mm	mm	mm	mm
1207597	01-1230040404	1/4"	9/16-18	21,5	26,5	14,0	19,0
1207573	01-1230060606	3/8"	11/16-16	25,0	29,0	17,0	22,0
1207598	01-1230080808	1/2"	13/16-16	28,0	38,0	19,0	27,0
1207032	01-1230101010	5/8"	1-14	33,5	41,5	27,0	30,0
1207559	01-1230121212	3/4"	1 3/16-12	37,5	46,5	27,0	36,0
1207599	01-1230161616	1"	1 7/16-12	41,5	53,5	36,0	41,0
1208209	01-1230202020	1"1/4	1 11/16-12	44,0	58,0	41,0	50,0
1211508	01-1230242424	1"1/2	2-12	48,5	61,0	48,0	60,0

Dimensions shown may be changed without prior notice

// BULKHEAD

// R1A245124T

Straight union ORFS Bulkhead

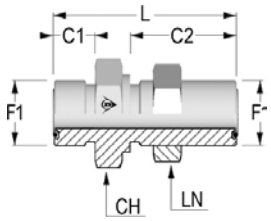

Item Code	DHFI Item number	OD1	F1	C1	C2	CH	LN	L
		in		mm	mm	mm	mm	mm
1208184	01-1030-04-04	1/4"	9/16-18	10,0	30,0	22,0	22,0	48,0
1207035	01-1030-06-06	3/8"	11/16-16	11,0	32,5	27,0	27,0	53,0
1208185	01-1030-08-08	1/2"	13/16-16	13,0	34,0	30,0	30,0	58,0
1239974	01-1030-12-08	1/2"	13/16-16	13,0	38,5	41,0	41,0	65,0
1206967	01-1030-10-10	5/8"	1-14	15,5	38,0	36,0	36,0	65,5
1208187	01-1030-12-12	3/4"	1 3/16-12	17,0	38,5	41,0	41,0	69,0
1208188	01-1030-16-16	1"	1 7/16-12	17,5	39,0	46,0	46,0	70,0
1208189	01-1030-20-20	1"1/4	1 11/16-12	17,5	39,0	50,0	50,0	70,0
1211532	01-1030-24-24	1"1/2	2-12	17,5	39,0	60,0	60,0	70,0

// R1A245424T

45° union ORFS Bulkhead

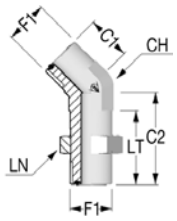

Item Code	DHFI Item number	OD1	F1	C1	C2	CH	LN	LT
		in		mm	mm	mm	mm	mm
1212605	01-1020-04-04	1/4"	9/16-18	16,0	44,0	14,0	22,0	31,5
1212606	01-1020-06-06	3/8"	11/16-16	19,0	48,5	17,0	27,0	34,0
1212607	01-1020-08-08	1/2"	13/16-16	20,5	51,0	19,0	30,0	36,5
1212608	01-1020-10-10	5/8"	1-14	23,5	56,5	27,0	36,0	40,5
1212609	01-1020-12-12	3/4"	1 3/16-12	26,0	60,5	27,0	41,0	41,5
1212610	01-1020-16-16	1"	1 7/16-12	30,0	65,0	36,0	46,0	42,0
1212612	01-1020-24-24	1"1/2	2-12	37,0	67,0	48,0	60,0	42,0

Dimensions shown may be changed without prior notice

// R1A245924T

90° union ORFS Bulkhead

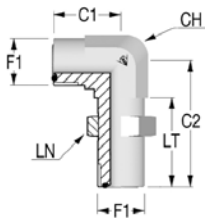

Item Code	DHFI Item number	OD1	F1	C1	C2	CH	LN	LT
		in		mm	mm	mm	mm	mm
1210753	01-1120-04-04	1/4"	9/16-18	22,5	47,0	14,0	22,0	31,5
1210754	01-1120-06-06	3/8"	11/16-16	26,0	52,0	17,0	27,0	34,0
1210755	01-1120-08-08	1/2"	13/16-16	29,0	55,5	19,0	30,0	36,5
1207560	01-1120-10-10	5/8"	1-14	34,5	63,0	27,0	36,0	40,5
1208157	01-1120-12-12	3/4"	1 3/16-12	38,5	67,0	27,0	41,0	41,5
1211557	01-1120-16-16	1"	1 7/16-12	42,5	71,0	36,0	46,0	42,0
1208158	01-1120-20-20	1"1/4	1 11/16-12	45,5	75,5	41,0	50,0	42,0
1211558	01-1120-24-24	1"1/2	2-12	49,5	79,5	48,0	60,0	42,0

// R1A245T24T

Branch Tee union ORFS Bulkhead

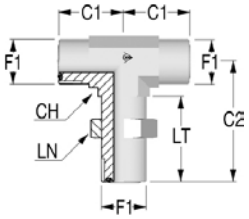

Item Code	DHFI Item number	OD1	F1	C1	C2	CH	LN	LT
		in		mm	mm	mm	mm	mm
1212524	01-1220040404	1/4"	9/16-18	22,5	47,0	14,0	22,0	31,5
1212525	01-1220060606	3/8"	11/16-16	26,0	52,0	17,0	27,0	34,0
1208224	01-1220080808	1/2"	13/16-16	29,0	55,5	19,0	30,0	36,5
1212526	01-1220101010	5/8"	1-14	34,5	63,0	27,0	36,0	40,5
1212527	01-1220121212	3/4"	1 3/16-12	38,5	67,0	27,0	41,0	41,5
1212528	01-1220161616	1"	1 7/16-12	42,5	71,0	36,0	46,0	42,0
1212529	01-1220202020	1"1/4	1 11/16-12	45,5	75,5	41,0	50,0	42,0
1212530	01-1220242424	1"1/2	2-12	49,5	79,5	48,0	60,0	42,0

Dimensions shown may be changed without prior notice

// R1A245L24T

Run Tee union ORFS Bulkhead

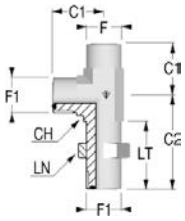

Item Code	DHFI Item number	OD1	F1	C1	C2	CH	LN	LT
		in		mm	mm	mm	mm	mm
1240057	01-1290040404	1/4"	9/16-18	22,5	47,0	14,0	22,0	35,0
1211502	01-1290060606	3/8"	11/16-16	26,0	52,0	17,0	27,0	39,0
1210797	01-1290080808	1/2"	13/16-16	29,0	55,5	19,0	30,0	40,0
1211503	01-1290101010	5/8"	1-14	34,5	63,0	27,0	36,0	43,5
1211504	01-1290121212	3/4"	1 3/16-12	38,5	67,0	27,0	41,0	44,5
1211505	01-1290161616	1"	1 7/16-12	42,5	71,0	36,0	46,0	46,0
1211506	01-1290202020	1"1/4	1 11/16-12	45,5	75,5	41,0	50,0	46,5
1211507	01-1290242424	1"1/2	2-12	49,5	79,5	48,0	60,0	45,0

Dimensions shown may be changed without prior notice

// BSPP

// R1A245106I

Straight connector ORFS Male - BSPP cylindric Male with elastomer

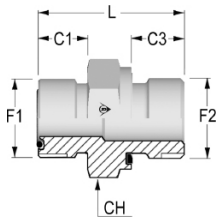

Item Code	DHFI Item number	OD1	F1	F2	C1	C2	CH	L
		in			mm	mm	mm	mm
1207990	01-6010-02-04	1/4"	9/16-18	1/8-28	10,0	8,0	17,0	25,5
1206956	01-6010-04-04	1/4"	9/16-18	1/4-19	10,0	12,0	19,0	30,5
1206957	01-6010-06-04	1/4"	9/16-18	3/8-19	10,0	12,0	22,0	31,5
1208017	01-6010-08-04	1/4"	9/16-18	1/2-14	10,0	14,0	27,0	35,5
1207575	01-6010-04-06	3/8"	11/16-16	1/4-19	11,0	12,0	19,0	31,5
1207574	01-6010-06-06	3/8"	11/16-16	3/8-19	11,0	12,0	22,0	33,5
1207996	01-6010-08-06	3/8"	11/16-16	1/2-14	11,0	14,0	27,0	37,0
1207998	01-6010-04-08	1/2"	13/16-16	1/4-19	13,0	12,0	22,0	39,5
1207576	01-6010-06-08	1/2"	13/16-16	3/8-19	13,0	12,0	22,0	34,5
1206958	01-6010-08-08	1/2"	13/16-16	1/2-14	13,0	14,0	27,0	38,5
1208022	01-6010-12-08	1/2"	13/16-16	3/4-14	13,0	16,0	32,0	42,0
1207999	01-6010-06-10	5/8"	1-14	3/8-19	15,5	12,0	27,0	43,0
1208010	01-6010-08-10	5/8"	1-14	1/2-14	15,5	14,0	27,0	41,0
1207959	01-6010-12-10	5/8"	1-14	3/4-14	15,5	16,0	32,0	44,5
1208000	01-6010-08-12	3/4"	1 3/16-12	1/2-14	17,0	14,0	32,0	48,5
1206955	01-6010-12-12	3/4"	1 3/16-12	3/4-14	17,0	16,0	32,0	46,0
1211527	01-6010-16-12	3/4"	1 3/16-12	1-11	17,0	18,0	41,0	49,5
1208003	01-6010-12-16	1"	1 7/16-12	3/4-14	17,5	16,0	41,0	51,0
1207577	01-6010-16-16	1"	1 7/16-12	1-11	17,5	18,0	41,0	49,0
1207979	01-6010-20-16	1"	1 7/16-12	1 1/4-11	17,5	20,0	50,0	54,0
1208034	01-6010-16-20	1"1/4	1 11/16-12	1-11	17,5	18,0	46,0	57,5
1208018	01-6010-20-20	1"1/4	1 11/16-12	1 1/4-11	17,5	20,0	50,0	54,0
1211528	01-6010-24-20	1"1/4	1 11/16-12	1 1/2-11	17,5	22,0	55,0	57,5
1211529	01-6010-24-24	1"1/2	2-12	1 1/2-11	17,5	22,0	55,0	57,5

Dimensions shown may be changed without prior notice

// R1A245406N

45° adjustable elbow connector ORFS Male - BSPP cylindric Male with O-Ring and retaining ring

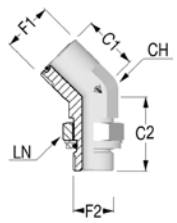

Item Code	DHFI Item number	OD1	F1	F2	C1	C2	CH	LN
		in			mm	mm	mm	mm
1210800	01-6710-02-04	1/4"	9/16-18	1/8-28	16,0	28,0	14,0	14,0
1210801	01-6710-04-04	1/4"	9/16-18	1/4-19	17,5	31,0	14,0	19,0
1210802	01-6710-04-06	3/8"	11/16-16	1/4-19	19,0	32,0	19,0	19,0
1210803	01-6710-06-06	3/8"	11/16-16	3/8-19	19,0	33,0	19,0	22,0
1210804	01-6710-08-06	3/8"	11/16-16	1/2-14	19,5	43,0	27,0	27,0
1210805	01-6710-06-08	1/2"	13/16-16	3/8-19	20,5	33,5	19,0	22,0
1212604	01-6710-08-08	1/2"	13/16-16	1/2-14	22,0	42,0	27,0	27,0
1210806	01-6710-08-10	5/8"	1-14	1/2-14	23,5	42,0	27,0	27,0
1210807	01-6710-12-10	5/8"	1-14	3/4-14	24,5	46,5	30,0	36,0
1210733	01-6710-12-12	3/4"	1 3/16-12	3/4-14	26,0	50,0	30,0	36,0
1211539	01-6710-16-12	3/4"	1 3/16-12	1-11	29,5	52,5	36,0	41,0
1207720	01-6710-16-16	1"	1 7/16-12	1-11	30,0	52,5	36,0	41,0
1211540	01-6710-20-20	1"1/4	1 11/16-12	1 1/4-11	32,0	53,5	41,0	50,0
1211541	01-6710-24-24	1"1/2	2-12	1 1/2-11	37,0	53,5	48,0	55,0

Dimensions shown may be changed without prior notice

// R1A245906N

90° adjustable elbow connector ORFS Male - BSPP cylindric Male with O-Ring and retaining ring

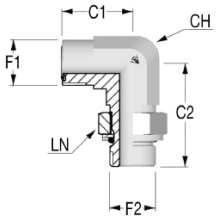

Item Code	DHFI Item number	OD1	F1	F2	C1	C2	CH	LN
		in			mm	mm	mm	mm
1210739	01-6310-02-04	1/4"	9/16-18	1/8-28	21,5	30,0	14,0	14,0
1207721	01-6310-04-04	1/4"	9/16-18	1/4-19	23,5	35,0	14,0	19,0
1207581	01-6310-06-04	1/4"	9/16-18	3/8-19	25,0	38,0	19,0	22,0
1207722	01-6310-04-06	3/8"	11/16-16	1/4-19	25,0	38,0	19,0	19,0
1207568	01-6310-06-06	3/8"	11/16-16	3/8-19	26,5	38,0	19,0	22,0
1207567	01-6310-08-06	3/8"	11/16-16	1/2-14	29,5	48,0	27,0	27,0
1207723	01-6310-04-08	1/2"	13/16-16	1/4-19	28,0	35,0	19,0	19,0
1207724	01-6310-06-08	1/2"	13/16-16	3/8-19	28,0	38,0	19,0	22,0
1207725	01-6310-08-08	1/2"	13/16-16	1/2-14	31,0	48,0	27,0	27,0
1208118	01-631006-10	5/8"	1-14	3/8-19	33,5	43,0	27,0	22,0
1207034	01-6310-08-10	5/8"	1-14	1/2-14	33,5	48,0	27,0	27,0
1210741	01-6310-12-10	5/8"	1-14	3/4-14	36,0	51,5	30,0	36,0
1208029	01-6310-08-12	3/4"	1 3/16-12	1/2-14	37,5	49,5	30,0	27,0
1207557	01-6310-12-12	3/4"	1 3/16-12	3/4-14	37,5	51,5	30,0	36,0
1208119	01-6310-16-12	3/4"	1 3/16-12	1-11	41,5	58,0	36,0	41,0
1210714	01-6310-12-16	1"	1 7/16-12	3/4-14	42,0	56,0	36,0	36,0
1208121	01-6310-16-16	1"	1 7/16-12	1-11	42,0	63,5	36,0	41,0
1211552	01-6310-20-16	1"	1 7/16-12	1 1/4-11	45,0	60,5	41,0	50,0
1211553	01-6310-16-20	1"1/4	1 11/16-12	1-11	45,0	60,0	41,0	41,0
1211554	01-6310-20-20	1"1/4	1 11/16-12	1 1/4-11	45,0	67,5	41,0	50,0
1211555	01-6310-24-20	1"1/4	1 11/16-12	1 1/2-11	49,0	64,5	48,0	55,0
1211556	01-6310-24-24	1"1/2	2-12	1 1/2-11	49,0	64,5	48,0	55,0

Dimensions shown may be changed without prior notice

// R1A245906Y

90° adjustable long elbow connector ORFS Male - BSPP cylindric Male with O-Ring and retaining ring

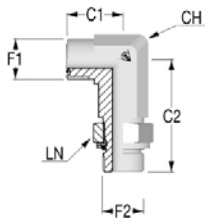

Item Code	DHFI Item number	OD1	F1	F2	C1	C2	CH	LN
		in			mm	mm	mm	mm
1212620	01-6320-04-04	1/4"	9/16-18	1/4-19	23,5	59,0	14,0	19,0
1212621	01-6320-06-04	1/4"	9/16-18	3/8-19	25,0	62,0	22,0	22,0
1212622	01-6320-06-06	3/8"	11/16-16	3/8-19	26,5	67,0	22,0	22,0
1212623	01-6320-08-06	3/8"	11/16-16	1/2-14	36,5	93,1	27,0	27,0
1212624	01-6320-06-08	1/2"	13/16-16	3/8-19	28,0	73,0	22,0	22,0
1212625	01-6320-08-08	1/2"	13/16-16	1/2-14	31,0	82,0	27,0	27,0
1212626	01-6320-08-10	5/8"	1-14	1/2-14	33,0	82,0	27,0	27,0
1212627	01-6320-12-10	5/8"	1-14	3/4-14	36,0	90,0	33,0	36,0
1212628	01-6320-12-12	3/4"	1 3/16-12	3/4-14	37,5	97,0	33,0	36,0
1212629	01-6320-16-12	3/4"	1 3/16-12	1-11	41,5	104,0	36,0	41,0
1212630	01-6320-16-16	1"	1 7/16-12	1-11	42,0	112,0	36,0	41,0
1212631	01-6320-20-16	1"	1 7/16-12	1 1/4-11	45,0	113,0	41,0	50,0
1212632	01-6320-20-20	1"1/4	1 11/16-12	1 1/4-11	45,0	113,0	41,0	50,0
1212633	01-6320-24-20	1"1/4	1 11/16-12	1 1/2-11	45,0	113,0	41,0	50,0
1212634	01-6320-2424	1"1/2	2-12	1 1/2-11	49,0	137,0	48,0	55,0

// R1A245T06N

Branch Tee adjustable elbow connector ORFS Male - BSPP cylindric Male with O-Ring and retaining ring

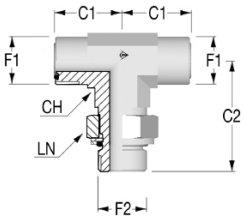

Item Code	DHFI Item number	OD1	F1	F2	C1	C2	CH	LN
		in			mm	mm	mm	mm
1210825	01-6820020404	1/4"	9/16-18	1/8-28	21,5	30,0	14,0	14,0
1210826	01-6820040404	1/4"	9/16-18	1/4-19	23,5	35,0	14,0	19,0
1210827	01-6820040606	3/8"	11/16-16	1/4-19	25,0	36,0	17,0	19,0
1210828	01-6820060606	3/8"	11/16-16	3/8-19	26,5	38,0	17,0	22,0
1210829	01-6820060808	1/2"	13/16-16	3/8-19	28,0	38,0	19,0	22,0
1212523	01-6820080808	1/2"	13/16-16	1/2-14	31,0	48,0	22,0	27,0
1207726	01-6820081010	5/8"	1-14	1/2-14	33,5	48,0	27,0	27,0
1210830	01-6820121010	5/8"	1-14	3/4-14	36,0	51,5	30,0	36,0
1207558	01-6820121212	3/4"	1 3/16-12	3/4-14	37,5	51,5	30,0	36,0
1211516	01-6820161616	1"	1 7/16-12	1-11	42,0	58,0	36,0	41,0
1211517	01-6820202020	1"1/4	1 11/16-12	1 1/4-11	45,0	60,5	41,0	50,0
1211518	01-6820242424	1"1/2	2-12	1 1/2-11	49,0	64,5	48,0	55,0

Dimensions shown may be changed without prior notice

// R1A245L06N

Run Tee adjustable elbow connector ORFS Male - BSPP cylindric Male with O-Ring and retaining ring

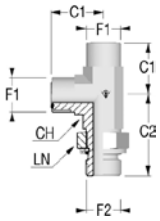

Item Code	DHFI Item number	OD1	F1	F2	C1	C2	CH	LN
		in			mm	mm	mm	mm
1210789	01-6810020404	1/4"	9/16-18	1/8-28	21,5	30,0	14,0	14,0
1210791	01-6810040606	3/8"	11/16-16	1/4-19	25,0	36,0	17,0	19,0
1210792	01-6810060606	3/8"	11/16-16	3/8-19	26,5	38,0	17,0	22,0
1211499	01-6810060808	1/2"	13/16-16	3/8-19	28,0	38,0	19,0	22,0
1210793	01-6810080808	1/2"	13/16-16	1/2-14	31,0	48,0	22,0	27,0
1210794	01-6810081010	5/8"	1-14	1/2-14	33,5	48,0	27,0	27,0
1210795	01-6810121010	5/8"	1-14	3/4-14	38,0	51,5	30,0	36,0
1210796	01-6810121212	3/4"	1 3/16-12	3/4-14	37,5	51,5	30,0	36,0
1208208	01-6810161616	1"	1 7/16-12	1-11	42,0	58,0	36,0	41,0
1211500	01-6810202020	1"1/4	1 11/16-12	1 1/4-11	45,0	60,5	41,0	50,0
1211501	01-6810242424	1"1/2	2-12	1 1/2-11	49,0	64,5	48,0	55,0

Dimensions shown may be changed without prior notice

// METRIC

// R1A2451525

Straight connector ORFS Male - Metric Male with O-Ring

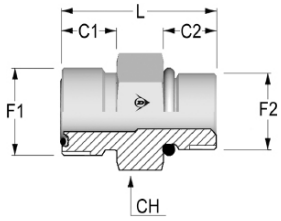

Item Code	DHFI Item number	OD1	F1	F2	C1	C2	CH	L
		in			mm	mm	mm	mm
1216267	01-4540-M10-04I	1/4"	9/16-18	M10X1.0	10,0	12,0	17,0	27,0
1216268	01-4540-M12-04I	1/4"	9/16-18	M12X1.5	10,0	13,5	17,0	28,5
1208019	01-4540-M14-04I	1/4"	9/16-18	M14X1.5	10,0	13,5	19,0	29,5
1207957	01-4540-M14-06I	3/8"	11/16-16	M14X1.5	11,0	13,5	22,0	32,0
1208032	01-4540-M16-06I	3/8"	11/16-16	M16X1.5	11,0	15,0	22,0	33,5
1216270	01-4540-M18-06I	3/8"	11/16-16	M18X1.5	11,0	16,5	24,0	36,0
1207956	01-4540-M14-08I	1/2"	13/16-16	M14X1.5	13,0	13,5	22,0	35,0
1216272	01-4540-M16-08I	1/2"	13/16-16	M16X1.5	13,0	15,0	24,0	36,5
1208040	01-4540-M18-08I	1/2"	13/16-16	M18X1.5	13,0	16,5	24,0	38,0
1211538	01-4540-M22-08I	1/2"	13/16-16	M22X1.5	13,0	17,5	27,0	39,0
1208020	01-4540-M22-10I	5/8"	1-14	M22X1.5	15,5	17,5	27,0	42,0
1216274	01-4540-M27-10I	5/8"	1-14	M27X2	15,5	18,5	32,0	46,0
1216276	01-4540-M27-12I	3/4"	1 3/16-12	M27X2	17,0	21,0	32,0	48,5
1216277	01-4540-M33-12I	3/4"	1 3/16-12	M33X2.0	17,0	21,5	41,0	51,5
1216278	01-4540-M33-16I	1"	1 7/16-12	M33X2.0	17,5	21,5	41,0	52,0
1216279	01-4540-M42-16I	1"	1 7/16-12	M42X2	17,5	22,0	50,0	54,5
1216280	01-4540-M42-20I	1"1/4	1 11/16-12	M42X2	17,5	22,0	50,0	54,5
1216281	01-4540-M48-20I	1"1/4	1 11/16-12	M48X2.0	17,5	24,5	55,0	55,5
1216282	01-4540-M48-24I	1"1/2	2-12	M48X2.0	17,5	24,5	55,0	57,0

Dimensions shown may be changed without prior notice

// R1A245152I

Straight connector ORFS Male - Metric Male with elastomer

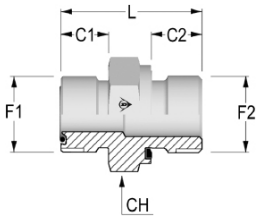

Item Code	DHFI Item number	OD1	F1	F2	C1	C2	CH	L
		in			mm	mm	mm	mm
1206959	01-4540-M10-04	1/4"	9/16-18	M10X1.0	10,0	8,0	17,0	25,0
1206960	01-4540-M12-04	1/4"	9/16-18	M12X1.5	10,0	12,0	17,0	29,5
1208035	01-4540-M14-04	1/4"	9/16-18	M14X1.5	10,0	12,0	19,0	30,5
1208036	01-4540-M14-06	3/8"	11/16-16	M14X1.5	11,0	12,0	22,0	32,0
1206961	01-4540-M16-06	3/8"	11/16-16	M16X1.5	11,0	12,0	22,0	32,0
1212592	01-4540-M14-08	1/2"	13/16-16	M14X1.5	13,0	12,0	22,0	34,0
1216283	01-4540-M16-08	1/2"	13/16-16	M16X1.5	13,0	12,0	22,0	34,0
1206962	01-4540-M18-08	1/2"	13/16-16	M18X1.5	13,0	12,0	24,0	36,5
1212593	01-4540-M22-08	1/2"	13/16-16	M22X1.5	13,0	14,0	27,0	38,5
1208191	01-4540-M22-10	5/8"	1-14	M22X1.5	15,5	14,0	27,0	41,0
1212594	01-4540-M22-12	3/4"	1 3/16-12	M22X1.5	17,0	14,0	32,0	44,0
1208192	01-4540-M27-12	3/4"	1 3/16-12	M27X2	17,0	16,0	32,0	46,0
1211535	01-4540-M33-16	1"	1 7/16-12	M33X2.0	17,5	18,0	41,0	50,0
1212597	01-4540-M42-16	1"	1 7/16-12	M42X2	17,5	20,0	50,0	54,0
1211536	01-4540-M42-20	1"1/4	1 11/16-12	M42X2	17,5	20,0	50,0	54,0
1211537	01-4540-M48-24	1"1/2	2-12	M48X2.0	17,5	22,0	55,0	57,5

Dimensions shown may be changed without prior notice

// R1A245452Q

45° adjustable elbow connector ORFS Male - Metric Male with O-Ring and retaining ring

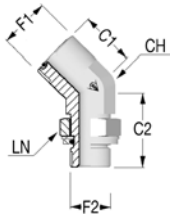

Item Code	DHFI Item number	OD1	F1	F2	C1	C2	CH	LN
		in			mm	mm	mm	mm
1210736	01-4210-M12-04	1/4"	9/16-18	M12X1.5	16,0	30,0	14,0	17,0
1208115	01-4210-M16-06	3/8"	11/16-16	M16X1.5	19,0	33,5	17,0	22,0
1210737	01-4210-M18-08	1/2"	13/16-16	M18X1.5	20,5	37,0	19,0	24,0
1210738	01-4210-M22-10	5/8"	1-14	M22X1.5	23,5	44,0	27,0	27,0
1211548	01-4210-M27-12	3/4"	1 3/16-12	M27X2	26,0	50,5	27,0	32,0
1211549	01-4210-M33-16	1"	1 7/16-12	M33X2.0	30,0	52,5	36,0	41,0
1211550	01-4210-M42-20	1"1/4	1 11/16-12	M42X2	32,0	54,0	41,0	50,0
1211551	01-4210-M48-24	1"1/2	2-12	M48X2.0	37,0	56,5	48,0	55,0

// R1A245952Q

90° adjustable elbow connector ORFS Male - Metric Male with O-Ring and retaining ring

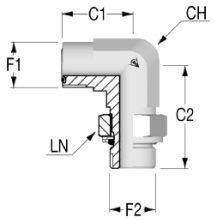

Item Code	DHFI Item number	OD1	F1	F2	C1	C2	CH	LN
		in			mm	mm	mm	mm
1210758	01-4310-M10-04	1/4"	9/16-18	M10X1.0	21,5	30,5	14,0	14,0
1208159	01-4310-M12-04	1/4"	9/16-18	M12X1.5	21,5	33,0	14,0	17,0
1212692	01-4310-M12-06	3/8"	11/16-16	M12X1.5	25,0	35,5	17,0	17,0
1208042	01-4310-M14-06	3/8"	11/16-16	M14X1.5	25,0	35,5	17,0	19,0
1208043	01-4310-M16-06	3/8"	11/16-16	M16X1.5	25,0	37,5	17,0	22,0
1210759	01-4310-M18-08	1/2"	13/16-16	M18X1.5	28,0	41,0	19,0	24,0
1210760	01-4310-M22-08	1/2"	13/16-16	M22X1.5	31,0	49,0	19,0	27,0
1210761	01-4310-M22-10	5/8"	1-14	M22X1.5	33,5	49,0	27,0	27,0
1210762	01-4310-M27-10	5/8"	1-14	M27X2	33,5	55,0	27,0	32,0
1210763	01-4310-M27-12	3/4"	1 3/16-12	M27X2	37,5	55,5	27,0	32,0
1210764	01-4310-M33-12	3/4"	1 3/16-12	M33X2.0	37,5	59,5	36,0	41,0
1212693	01-4310-M27-16	1"	1 7/16-12	M27X2	41,5	59,5	36,0	32,0
1211568	01-4310-M33-16	1"	1 7/16-12	M33X2.0	41,5	59,5	36,0	41,0
1211569	01-4310-M42-16	1"	1 7/16-12	M42X2	41,5	62,0	41,0	50,0
1211570	01-4310-M42-20	1"1/4	1 11/16-12	M42X2	43,5	63,0	41,0	50,0
1211571	01-4310-M48-20	1"1/4	1 11/16-12	M48X2.0	44,5	71,5	48,0	55,0
1211572	01-4310-M48-24	1"1/2	2-12	M48X2.0	44,5	66,0	48,0	55,0

Dimensions shown may be changed without prior notice

// R1A245952Y

90° adjustable long elbow connector ORFS Male - Metric Male with O-Ring and retaining ring

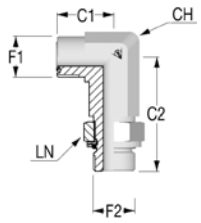

Item Code	DHFI Item number	OD1	F1	F2	C1	C2	CH	LN
		in			mm	mm	mm	mm
1212694	R1A245952Y-0412	1/4"	9/16-18	M12X1.5	21,5	56,5	14,0	17,0
1212695	R1A245952Y-0616	3/8"	11/16-16	M16X1.5	25,0	67,0	17,0	22,0
1212696	R1A245952Y-0818	1/2"	13/16-16	M18X1.5	28,0	75,0	19,0	24,0
1212697	R1A245952Y-1022	5/8"	1-14	M22X1.5	33,5	89,0	27,0	27,0
1212698	R1A245952Y-1227	3/4"	1 3/16-12	M27X2	37,5	100,0	27,0	32,0
1212699	R1A245952Y-1633	1"	1 7/16-12	M33X2.0	41,5	113,0	36,0	41,0
1212700	R1A245952Y-2042	1"1/4	1 11/16-12	M42X2	44,5	125,0	41,0	50,0
1212701	R1A245952Y-2448	1"1/2	2-12	M48X2.0	49,0	139,0	48,0	55,0

// R1A245T52Q

Branch Tee adjustable elbow connector ORFS Male - Metric Male with O-Ring and retaining ring

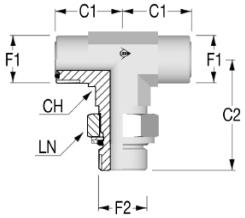

Item Code	DHFI Item number	OD1	F1	F2	C1	C2	CH	LN
		in			mm	mm	mm	mm
1210784	01-4820M120404	1/4"	9/16-18	M12X1.5	21,5	33,0	14,0	17,0
1210785	01-4820M160606	3/8"	11/16-16	M16X1.5	25,0	37,5	17,0	22,0
1210786	R/A245T52Q-0818	1/2"	13/16-16	M18X1.5	28,0	41,0	19,0	24,0
1210787	01-4820M221010	5/8"	1-14	M22X1.5	33,5	49,0	27,0	27,0
1210788	01-4820M271212	3/4"	1 3/16-12	M27X2	37,5	55,5	27,0	32,0
1211524	01-4820M331616	1"	1 7/16-12	M33X2.0	41,5	59,5	36,0	41,0
1211525	01-4820M422020	1"1/4	1 11/16-12	M42X2	44,5	63,0	41,0	36,0
1211526	01-4820M482424	1"1/2	2-12	M48X2.0	49,0	71,5	48,0	55,0

Dimensions shown may be changed without prior notice

// R1A245L52Q

Run Tee adjustable elbow connector ORFS Male - Metric Male with O-Ring and retaining ring

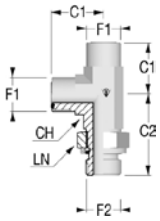

Item Code	DHFI Item number	OD1	F1	F2	C1	C2	CH	LN
		in			mm	mm	mm	mm
1210820	01-4810M120404	1/4"	9/16-18	M12X1.5	21,5	33,0	14,0	17,0
1210821	01-4810M160606	3/8"	11/16-16	M16X1.5	25,0	37,5	17,0	22,0
1210822	01-4810M180808	1/2"	13/16-16	M18X1.5	28,0	41,0	19,0	24,0
1210709	01-4810M221010	5/8"	1-14	M22X1.5	33,5	49,0	27,0	27,0
1210823	01-4810M271212	3/4"	1 3/16-12	M27X2	37,5	55,5	27,0	32,0
1211513	01-4810M331616	1"	1 7/16-12	M33X2.0	41,5	59,5	36,0	41,0
1211514	01-4810M422020	1"1/4	1 11/16-12	M42X2	44,5	63,0	41,0	50,0
1211515	01-4810M482424	1"1/2	2-12	M48X2.0	49,0	71,5	48,0	55,0

Dimensions shown may be changed without prior notice

// SAE UNF

// R1A2451305

Straight connector ORFS Male - SAE UNF/UN Male with O-Ring

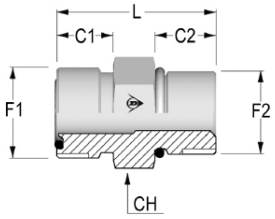

Item Code	DHFI Item number	OD1	F1	F2	C1	C2	CH	L
		in			mm	mm	mm	mm
1206963	01-1510-04-04	1/4"	9/16-18	7/16-20	10,0	11,0	17,0	29,0
1206964	01-1510-06-04	1/4"	9/16-18	9/16-18	10,0	12,0	19,0	30,5
1212564	01-1510-04-06	3/8"	11/16-16	7/16-20	11,0	11,0	19,0	34,0
1207972	01-1510-06-06	3/8"	11/16-16	9/16-18	11,0	12,0	22,0	32,0
1210723	01-1510-08-06	3/8"	11/16-16	3/4-16	11,0	14,0	22,0	35,0
1208012	01-1510-06-08	1/2"	13/16-16	9/16-18	13,0	12,0	22,0	37,5
1208013	01-1510-08-08	1/2"	13/16-16	3/4-16	13,0	14,0	22,0	36,5
1207973	01-1510-10-08	1/2"	13/16-16	7/8-14	13,0	16,0	27,0	40,5
1212565	01-1510-12-08	1/2"	13/16-16	1 1/16-12	13,0	18,5	32,0	44,5
1208014	01-1510-08-10	5/8"	1-14	3/4-16	15,5	14,0	27,0	45,0
1206965	01-1510-10-10	5/8"	1-14	7/8-14	15,5	16,0	27,0	43,0
1207968	01-1510-12-10	5/8"	1-14	1 1/16-12	15,5	18,5	32,0	47,0
1212566	01-1510-10-12	3/4"	1 3/16-12	7/8-14	17,0	16,0	32,0	50,5
1207592	01-1510-12-12	3/4"	1 3/16-12	1 1/16-12	17,0	18,0	32,0	48,5
1207561	01-1510-16-12	3/4"	1 3/16-12	1 5/16-12	17,0	18,5	41,0	50,0
1212567	01-1510-20-12	3/4"	1 3/16-12	1 5/8-12	17,0	18,5	46,0	50,5
1210721	01-1510-12-16	1"	1 7/16-12	1 1/16-12	17,5	18,5	41,0	54,0
1208015	01-1510-16-16	1"	1 7/16-12	1 5/16-12	17,5	18,5	41,0	50,5
1210777	01-1510-20-16	1"	1 7/16-12	1 5/8-12	17,5	18,5	46,0	52,0
1212568	01-1510-16-20	1"1/4	1 11/16-12	1 5/16-12	17,5	18,5	46,0	58,0
1210778	01-1510-20-20	1"1/4	1 11/16-12	1 5/8-12	17,5	18,5	46,0	52,0
1211534	01-1510-24-24	1"1/2	2-12	1 7/8-12	17,5	18,5	55,0	54,0

// R1A245130J

Long connector ORFS Male - SAE UNF/UN Male with O-Ring

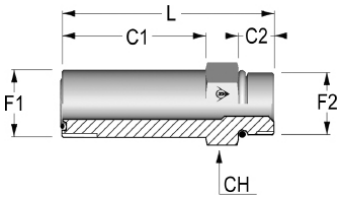

Item Code	DHFI Item number	OD1	F1	F2	C1	C2	CH	L
		in			mm	mm	mm	mm
1212556	R1A245130J-0404	1/4"	9/16-18	7/16-20	34,0	9,0	17,0	52,5
1212557	R1A245130J-0606	3/8"	11/16-16	9/16-18	37,0	10,0	22,0	58,0
1212558	R1A245130J-0808	1/2"	13/16-16	3/4-16	44,0	11,0	22,0	68,0
1212559	R1A245130J-1010	5/8"	1-14	7/8-14	52,0	12,5	27,0	79,5
1212560	R1A245130J-1212	3/4"	1 3/16-12	1 1/16-12	64,0	15,0	32,0	95,5
1212561	R1A245130J-1616	1"	1 7/16-12	1 5/16-12	72,5	15,0	41,0	105,0
1212562	R1A245130J-2020	1"1/4	1 11/16-12	1 5/8-12	86,0	15,0	46,0	121,0
1212563	R1A245130J-2424	1"1/2	2-12	1 7/8-12	97,0	15,0	55,0	133,5

Dimensions shown may be changed without prior notice

// R1A2411305

Straight connector ORFS Female - SAE UNF/UN Male with O-Ring

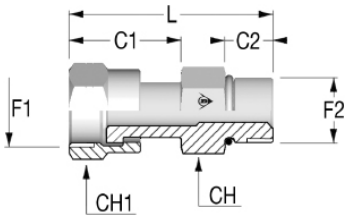

Item Code	DHFI Item number	OD1	F1	F2	C1	C2	CH	CH1	L
		in			mm	mm	mm	mm	mm
1212508	R1A2411305-0404	1/4"	9/16-18	7/16-20	24,4	11,0	17,0	19,0	45,2
1212509	R1A2411305-0606	3/8"	11/16-16	9/16-18	27,5	12,0	19,0	22,0	50,0
1212510	R1A2411305-0808	1/2"	13/16-16	3/4-16	33,0	14,0	22,0	24,0	60,0
1208302	R1A2411305-1008	5/8"	1-14	3/4-16	37,5	14,0	24,0	30,0	65,0
1212511	R1A2411305-1010	5/8"	1-14	7/8-14	37,5	16,0	27,0	30,0	66,5
1212512	R1A2411305-1212	3/4"	1 3/16-12	1 1/16-12	41,5	18,0	32,0	36,0	73,5
1212513	R1A2411305-1616	1"	1 7/16-12	1 5/16-12	43,8	18,5	41,0	41,0	82,0
1212514	R1A2411305-2020	1"1/4	1 11/16-12	1 5/8-12	43,8	18,5	50,0	50,0	82,0
1212515	R1A2411305-2424	1"1/2	2-12	1 7/8-12	47,5	18,5	55,0	60,0	81,0

Dimensions shown may be changed without prior notice

// R1A2454305

45° adjustable elbow connector ORFS Male - SAE UNF/UN Male with O-Ring

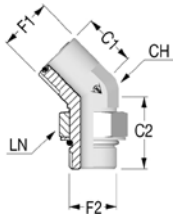

Item Code	DHFI Item number	OD1	F1	F2	C1	C2	CH	LN
		in			mm	mm	mm	mm
1210808	01-1710-04-04	1/4"	9/16-18	7/16-20	16,0	30,0	14,0	16,0
1210809	01-1710-06-04	1/4"	9/16-18	9/16-18	17,5	33,0	14,0	19,0
1210810	01-1710-04-06	3/8"	11/16-16	7/16-20	19,0	31,0	17,0	16,0
1210722	01-1710-06-06	3/8"	11/16-16	9/16-18	19,0	33,0	17,0	19,0
1207936	01-1710-06-08	3/8"	11/16-16	3/4-16	19,0	36,5	19,0	24,0
1210811	01-1710-08-06	1/2"	13/16-16	9/16-18	20,5	32,5	19,0	19,0
1210812	01-1710-08-08	1/2"	13/16-16	3/4-16	20,5	36,5	19,0	24,0
1210813	01-1710-10-08	1/2"	13/16-16	7/8-14	21,0	45,0	22,0	27,0
1211543	01-1710-08-10	5/8"	1-14	3/4-16	23,5	40,5	27,0	24,0
1210814	01-1710-10-10	5/8"	1-14	7/8-14	23,5	45,0	27,0	27,0
1210815	01-1710-12-10	5/8"	1-14	1 1/16-12	24,5	50,0	27,0	32,0
1210816	01-1710-10-12	3/4"	1 3/16-12	7/8-14	26,0	46,0	30,0	27,0
1207975	01-1710-12-12	3/4"	1 3/16-12	1 1/16-12	26,0	44,0	27,0	32,0
1211544	01-1710-16-12	3/4"	1 3/16-12	1 5/16-12	29,5	52,5	36,0	41,0
1207974	01-1710-12-16	1"	1 7/16-12	1 1/16-12	30,0	51,5	33,0	32,0
1210817	01-1710-16-16	1"	1 7/16-12	1 5/16-12	30,0	52,5	36,0	41,0
1211545	01-1710-20-16	1"	1 7/16-12	1 5/8-12	32,0	53,5	41,0	50,0
1211546	01-1710-20-20	1"1/4	1 11/16-12	1 5/8-12	32,0	48,5	41,0	50,0
1211547	01-1710-24-24	1"1/2	2-12	1 7/8-12	33,5	48,5	48,0	55,0

Dimensions shown may be changed without prior notice

// R1A2459305

90° adjustable elbow connector ORFS Male - SAE UNF/UN Male with O-Ring

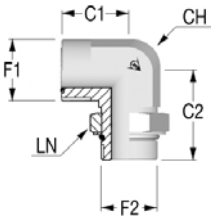

Item Code	DHFI Item number	OD1	F1	F2	C1	C2	CH	LN
		in			mm	mm	mm	mm
1207980	01-1610-04-04	1/4"	9/16-18	7/16-20	22,5	32,5	14,0	16,0
1207976	01-1610-06-04	1/4"	9/16-18	9/16-18	23,5	37,0	14,0	19,0
1208016	01-1610-04-06	3/8"	11/16-16	7/16-20	25,0	35,0	17,0	17,0
1207497	01-1610-06-06	3/8"	11/16-16	9/16-18	25,0	37,0	17,0	19,0
1210724	01-1610-08-06	3/8"	11/16-16	3/4-16	26,5	40,5	19,0	24,0
1210725	01-1610-06-08	1/2"	13/16-16	9/16-18	28,0	36,5	19,0	19,0
1207596	01-1610-08-08	1/2"	13/16-16	3/4-16	28,0	40,5	19,0	24,0
1207970	01-1610-10-08	1/2"	13/16-16	7/8-14	31,0	50,0	22,0	27,0
1210726	01-1610-08-10	5/8"	1-14	3/4-16	33,5	46,0	27,0	24,0
1207971	01-1610-10-10	5/8"	1-14	7/8-14	33,5	50,0	27,0	27,0
1207969	01-1610-12-10	5/8"	1-14	1 1/16-12	36,0	55,0	27,0	32,0
1210756	01-1610-10-12	3/4"	1 3/16-12	7/8-14	37,5	51,0	30,0	27,0
1207977	01-1610-12-12	3/4"	1 3/16-12	1 1/16-12	37,5	55,0	30,0	32,0
1210711	01-1610-16-12	3/4"	1 3/16-12	1 5/16-12	41,5	60,0	36,0	41,0
1207978	01-1610-12-16	1"	1 7/16-12	1 1/16-12	42,0	59,0	33,0	32,0
1210757	01-1610-16-16	1"	1 7/16-12	1 5/16-12	42,0	60,0	36,0	41,0
1211561	01-1610-20-16	1"	1 7/16-12	1 5/8-12	45,0	62,0	41,0	50,0
1211562	01-1610-16-20	1"1/4	1 11/16-12	1 5/16-12	45,0	62,0	41,0	41,0
1211563	01-1610-20-20	1"1/4	1 11/16-12	1 5/8-12	44,5	62,0	41,0	50,0
1211564	01-1610-24-20	1"1/4	1 11/16-12	1 7/8-12	49,0	66,0	48,0	55,0
1211565	01-1610-24-24	1"1/2	2-12	1 7/8-12	49,0	66,0	48,0	55,0

// R1A245930J

90° adjustable long elbow connector ORFS Male - SAE UNF/UN Male with O-Ring

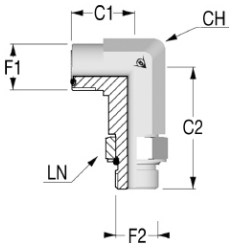

Item Code	DHFI Item number	OD1	F1	F2	C1	C2	CH	LN
		in			mm	mm	mm	mm
1212635	R1A245930J-0404	1/4"	9/16-18	7/16-20	21,5	56,5	14,0	16,0
1212636	R1A245930J-0406	1/4"	9/16-18	9/16-18	23,5	66,0	14,0	19,0
1212637	R1A245930J-0606	3/8"	11/16-16	9/16-18	25,0	66,0	17,0	19,0
1212638	R1A245930J-0608	3/8"	11/16-16	3/4-16	26,5	75,0	19,0	24,0
1212639	R1A245930J-0808	1/2"	13/16-16	3/4-16	28,0	75,0	19,0	24,0
1212640	R1A245930J-0810	1/2"	13/16-16	7/8-14	31,0	89,0	22,0	27,0
1212641	R1A245930J-1010	5/8"	1-14	7/8-14	33,5	89,0	27,0	27,0
1212642	R1A245930J-1012	5/8"	1-14	1 1/16-12	36,0	101,0	27,0	32,0
1212643	R1A245930J-1212	3/4"	1 3/16-12	1 1/16-12	37,5	101,0	30,0	32,0
1212644	R1A245930J-1216	3/4"	1 3/16-12	1 5/16-12	41,5	114,0	36,0	41,0
1212645	R1A245930J-1616	1"	1 7/16-12	1 5/16-12	42,0	114,0	36,0	41,0
1212646	R1A245930J-1620	1"	1 7/16-12	1 5/8-12	45,0	126,0	41,0	50,0
1212647	R1A245930J-2020	1"1/4	1 11/16-12	1 5/8-12	45,0	126,0	41,0	50,0
1212648	R1A245930J-2024	1"1/4	1 11/16-12	1 7/8-12	49,0	139,0	48,0	55,0
1212649	R1A245930J-2424	1"1/2	2-12	1 7/8-12	49,0	139,0	48,0	55,0

Dimensions shown may be changed without prior notice

// R1A245T305

Branch Tee adjustable elbow connector ORFS Male - SAE UNF/ UN Male with O-Ring

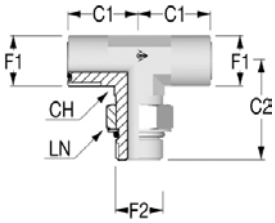

Item Code	DHFI Item number	OD1	F1	F2	C1	C2	CH	LN
		in			mm	mm	mm	mm
1210720	R/A245T305-0404	1/4"	9/16-18	7/16-20	21,5	32,5	14,0	16,0
1210780	R/A245T305-0606	3/8"	11/16-16	9/16-18	25,0	37,0	17,0	19,0
1210781	01-1820080808	1/2"	13/16-16	3/4-16	28,0	40,5	19,0	24,0
1210782	01-1820101010	5/8"	1-14	7/8-14	33,5	50,0	27,0	27,0
1210783	01-1820121212	3/4"	1 3/16-12	1 1/16-12	37,5	55,0	30,0	32,0
1211521	01-1820161616	1"	1 7/16-12	1 5/16-12	42,0	60,0	36,0	41,0
1211522	01-1820202020	1"1/4	1 11/16-12	1 5/8-12	45,0	62,0	41,0	50,0
1211523	01-1820242424	1"1/2	2-12	1 7/8-12	49,0	66,0	48,0	55,0

// R1A245L305

Run Tee adjustable elbow connector ORFS Male - SAE UNF/UN Male with O-Ring

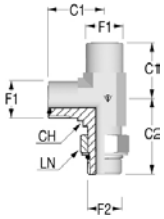

Item Code	DHFI Item number	OD1	F1	F2	C1	C2	CH	LN
		in			mm	mm	mm	mm
1210798	01-1810040404	1/4"	9/16-18	7/16-20	21,5	32,5	14,0	16,0
1210799	01-1810060606	3/8"	11/16-16	9/16-18	25,0	37,0	17,0	19,0
1210818	01-1810080808	1/2"	13/16-16	3/4-16	28,0	40,5	19,0	24,0
1210819	01-1810101010	5/8"	1-14	7/8-14	33,5	50,0	27,0	27,0
1211509	01-1810121212	3/4"	1 3/16-12	1 1/16-12	37,5	55,0	30,0	32,0
1211510	01-1810161616	1"	1 7/16-12	1 5/16-12	42,0	60,0	36,0	41,0
1211511	01-1810202020	1"1/4	1 11/16-12	1 5/8-12	45,0	62,0	41,0	50,0
1211512	01-1810242424	1"1/2	2-12	1 7/8-12	49,0	66,0	48,0	55,0

Dimensions shown may be changed without prior notice

// FLANGES

// R1A245133W

Straight flange SAE J518 code 61 - ORFS Male - Low pressure

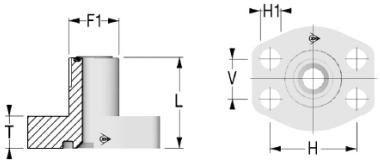

Item Code	DHFI Item number	OD1	F1	Flange Size	L	T	H	V	H1
		in			mm	mm	mm	mm	mm
1212569	01-1510-08-06	3/8"	11/16-16	1/2	37,0	14,0	38,1	17,5	9,0
1212570	01-1510-08-08	1/2"	13/16-16	1/2	39,0	14,0	38,1	17,5	9,0
1212571	01-1510-08-10	5/8"	1-14	1/2	40,0	14,0	38,1	17,5	9,0
1212572	01-1510-12-10	5/8"	1-14	3/4	44,0	15,0	47,6	22,2	11,0
1212573	01-1510-12-12	3/4"	1 3/16-12	3/4	45,0	15,0	47,6	22,2	11,0
1212574	01-1510-16-12	3/4"	1 3/16-12	1	48,0	17,0	52,4	26,2	11,0
1212575	01-1510-16-16	1"	1 7/16-12	1	49,0	17,0	52,4	26,2	11,0
1212576	01-1510-20-16	1"	1 7/16-12	1 1/4	55,0	21,0	58,7	30,2	11,5
1212577	01-1510-20-20	1"1/4	1 11/16-12	1 1/4	55,0	21,0	58,7	30,2	11,5
1212578	01-1510-24-20	1"1/4	1 11/16-12	1 1/2	59,0	24,0	69,9	35,7	13,5
1212579	01-1510-24-24	1"1/2	2-12	1 1/2	61,0	24,0	69,9	35,7	13,5

// R1A245136W

Straight flange SAE J518 code 62 - ORFS Male - High pressure

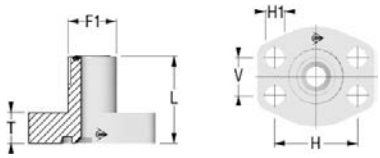

Item Code	DHFI Item number	OD1	F1	Flange Size	L	T	H	V	H1
		in			mm	mm	mm	mm	mm
1212580	R1A245136W-0608	3/8"	11/16-16	1/2	37,0	15,0	40,5	18,2	9,0
1212581	R1A245136W-0808	1/2"	13/16-16	1/2	39,0	15,0	40,5	18,2	9,0
1212582	R1A245136W-1008	5/8"	1-14	1/2	40,0	15,0	40,5	18,2	9,0
1212583	R1A245136W-1012	5/8"	1-14	3/4	44,0	17,0	50,8	23,8	11,0
1212584	R1A245136W-1212	3/4"	1 3/16-12	3/4	45,0	17,0	50,8	23,8	11,0
1212585	R1A245136W-1216	3/4"	1 3/16-12	1	48,0	21,0	57,2	27,8	13,0
1212586	R1A245136W-1616	1"	1 7/16-12	1	49,0	21,0	57,2	27,8	13,0
1212587	R1A245136W-1620	1"	1 7/16-12	1 1/4	55,0	24,0	66,7	31,8	15,0
1212588	R1A245136W-2020	1"1/4	1 11/16-12	1 1/4	55,0	24,0	66,7	31,8	15,0
1212589	R1A245136W-2024	1"1/4	1 11/16-12	1 1/2	59,0	27,0	79,4	36,5	17,0
1212590	R1A245136W-2424	1"1/2	2-12	1 1/2	61,0	27,0	79,4	36,5	17,0

Dimensions shown may be changed without prior notice

// R1A245933W

90° flange SAE J518 code 61 - ORFS Male - Low pressure

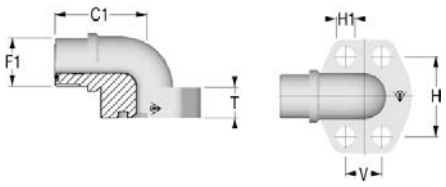

Item Code	DHFI Item number	OD1	F1	Flange size	C1	T	H	V	H1
		in			mm	mm	mm	mm	mm
1212650	R1A245933W-0608	3/8"	11/16-16	1/2	37,0	17,0	38,1	17,5	9,0
1212651	R1A245933W-0808	1/2"	13/16-16	1/2	39,0	17,0	38,1	17,5	9,0
1212652	R1A245933W-1008	5/8"	1-14	1/2	40,0	20,0	38,1	17,5	9,0
1212653	R1A245933W-1012	5/8"	1-14	3/4	44,0	20,0	47,6	22,2	11,0
1212654	R1A245933W-1212	3/4"	1 3/16-12	3/4	45,0	25,0	47,6	22,2	11,0
1212655	R1A245933W-1216	3/4"	1 3/16-12	1	48,0	25,0	52,4	26,2	11,0
1212656	R1A245933W-1616	1"	1 7/16-12	1	49,0	31,0	52,4	26,2	11,0
1212657	R1A245933W-1620	1"	1 7/16-12	1 1/4	55,0	31,0	58,7	30,2	11,5
1212658	R1A245933W-2020	1"1/4	1 11/16-12	1 1/4	55,0	31,0	58,7	30,2	11,5
1212659	R1A245933W-2024	1"1/4	1 11/16-12	1 1/2	59,0	31,0	69,9	35,7	13,5
1212660	R1A245933W-2424	1"1/2	2-12	1 1/2	61,0	37,0	69,9	35,7	13,5

// R1A245936W

90° flange SAE J518 code 62 - ORFS Male - High pressure

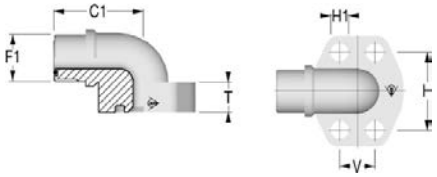

Item Code	DHFI Item number	OD1	F1	Flange size	C1	T	H	V	H1
		in			mm	mm	mm	mm	mm
1212670	R1A245936W-0608	3/8"	11/16-16	1/2	37,0	17,0	40,5	18,2	9,0
1212671	R1A245936W-0808	1/2"	13/16-16	1/2	39,0	17,0	40,5	18,2	9,0
1212672	R1A245936W-1008	5/8"	1-14	1/2	40,0	20,0	40,5	18,2	9,0
1212673	R1A245936W-1012	5/8"	1-14	3/4	44,0	20,0	50,8	23,8	11,0
1212674	R1A245936W-1212	3/4"	1 3/16-12	3/4	45,0	25,0	50,8	23,8	11,0
1212675	R1A245936W-1216	3/4"	1 3/16-12	1	48,0	25,0	57,2	27,8	13,0
1212676	R1A245936W-1616	1"	1 7/16-12	1	49,0	31,0	57,2	27,8	13,0
1212677	R1A245936W-1620	1"	1 7/16-12	1 1/4	55,0	31,0	66,7	31,8	15,0
1212678	R1A245936W-2020	1"1/4	1 11/16-12	1 1/4	55,0	31,0	66,7	31,8	15,0
1212679	R1A245936W-2024	1"1/4	1 11/16-12	1 1/2	59,0	37,0	79,4	36,5	17,0
1212680	R1A245936W-2424	1"1/2	2-12	1 1/2	61,0	37,0	79,4	36,5	17,0

Dimensions shown may be changed without prior notice

// R1A2459334

90° adjustable flange SAE J518 code 61 - ORFS Male - Low pressure

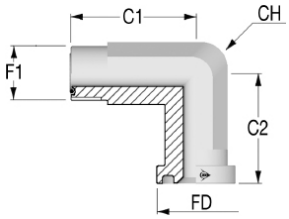

Item Code	DHFI Item number	OD1	F1	Flange size	C1	C2	FD	CH
		in			mm	mm	mm	mm
1212662	R1A2459334-0808	1/2"	13/16-16	1/2	48,0	42,0	30,2	22,0
1212663	R1A2459334-1008	5/8"	1-14	1/2	50,0	44,0	30,2	22,0
1212664	R1A2459334-1212	3/4"	1 3/16-12	3/4	64,0	53,0	38,1	27,0
1212665	R1A2459334-1616	1"	1 7/16-12	1	65,0	60,0	44,4	34,0
1212666	R1A2459334-1620	1"	1 7/16-12	1 1/4	64,0	55,0	50,8	42,0
1212667	R1A2459334-2020	1"1/4	1 11/16-12	1 1/4	64,0	55,0	50,8	42,0
1212668	R1A2459334-2024	1"1/4	1 11/16-12	1 1/2	78,0	66,0	60,3	50,0
1212669	R1A2459334-2424	1"1/2	2-12	1 1/2	78,0	66,0	60,3	50,0

// R1A2459364

90° adjustable flange SAE J518 code 62 - ORFS Male - High pressure

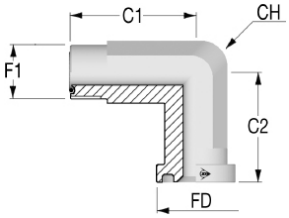

Item Code	DHFI Item number	OD1	F1	Flange size	C1	C2	FD	CH
		in			mm	mm	mm	mm
1212681	R1A2459364-0608	3/8"	11/16-16	1/2	50,0	44,0	31,8	22,0
1212682	R1A2459364-0808	1/2"	13/16-16	1/2	43,0	49,0	31,8	22,0
1212683	R1A2459364-1008	5/8"	1-14	1/2	50,0	44,0	31,8	22,0
1212684	R1A2459364-1012	5/8"	1-14	3/4	64,0	53,0	41,3	27,0
1212685	R1A2459364-1212	3/4"	1 3/16-12	3/4	64,0	53,0	41,3	27,0
1212686	R1A2459364-1216	3/4"	1 3/16-12	1	62,0	60,0	47,6	34,0
1212687	R1A2459364-1616	1"	1 7/16-12	1	62,0	60,0	47,6	34,0
1212688	R1A2459364-1620	1"	1 7/16-12	1 1/4	72,0	70,0	54,0	42,0
1212689	R1A2459364-2020	1"1/4	1 11/16-12	1 1/4	72,0	70,0	54,0	42,0
1212690	R1A2459364-2024	1"1/4	1 11/16-12	1 1/2	84,0	80,0	63,5	50,0
1212691	R1A2459364-2424	1"1/2	2-12	1 1/2	84,0	80,0	63,5	50,0

Dimensions shown may be changed without prior notice

// ACCESSORIES

// HX0D2403

Nut ORFS

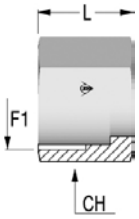

Item Code	DHFI Item number	OD1	F1	CH	L
		mm		mm	mm
1223385	HX0D2403-040000	6	9/16-18	17,0	14,50
1221423	HX0D2403-060000	8	11/16-16	22,0	17,00
1209980	01-200-08	12	13/16-16	24,0	21,00
1209992	HX0D2403-100000	14	1-14	30,0	23,50
1210042	HX0D2403-120000	18	1 3/16-12	36,0	26,00
1217528	01-200-16	22	1 7/16-12	41,0	28,00
1217529	HX0D2403-200000	28	1 11/16-12	50,0	28,00
1217530	HX0D2403-240000	35	2-12	57,0	28,00

Dimensions shown may be changed without prior notice

// PLUG

// R1A2431000

Cap ORFS Female

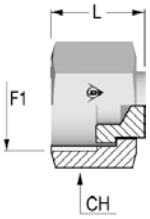

Item Code	DHFI Item number	OD1	F1	CH	L
		in		mm	mm
1207932	01-900-04	1/4"	9/16-18	17,0	17,0
1207711	01-900-06	3/8"	11/16-16	22,0	20,0
1207933	01-900-08	1/2"	13/16-16	24,0	23,0
1208261	01-900-10	5/8"	1-14	30,0	27,0
1208260	01-900-12	3/4"	1 3/16-12	36,0	30,0
1208259	01-900-16	1"	1 7/16-12	41,0	31,0
1208258	01-900-20	1"1/4	1 11/16-12	50,0	31,0
1210844	01-900-24	1"1/2	2-12	57,0	31,0

// R1A2451000

Plug ORFS Male

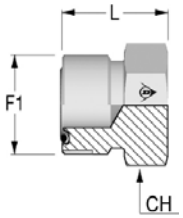

Item Code	DHFI Item number	OD1	F1	CH	L
		in		mm	mm
1207934	01-6530-04	1/4"	9/16-18	17,0	16,5
1207772	01-6530-06	3/8"	11/16-16	19,0	19,0
1207935	01-6530-08	1/2"	13/16-16	22,0	22,0
1208215	01-6530-10	5/8"	1-14	27,0	26,0
1208216	01-6530-12	3/4"	1 3/16-12	32,0	27,5
1208217	01-6530-16	1"	1 7/16-12	41,0	28,0
1208218	01-6530-20	1"1/4	1 11/16-12	46,0	28,0
1210824	01-6530-24	1"1/2	2-12	55,0	28,0

// BSP ADAPTERS

// MALE UNION 206
// MALE / FEMALE UNION 208
// FEMALE UNION 210
// BULKHEAD 211
// BSPP 213
// FLANGES 217
// PLUG 220

Dimensions shown may be changed without prior notice

// MALE UNION

// R1A05M105M

Straight union BSP 60° Male

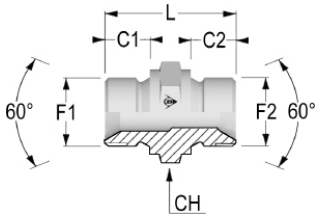

Item Code	DHFI Item number	OD1	F1	F2	C1	C2	CH	L
		in			mm	mm	mm	mm
1203778	26-04000-02	1/8"	1/8-28	1/8-28	8,0	8,0	14,0	25,0
1207670	26-04000-02-04	1/8"	1/8-28	1/4-19	8,0	11,0	19,0	27,5
1212029	26-04000-02-06	1/8"	1/8-28	3/8-19	8,0	12,0	22,0	30,0
1212030	26-04000-02-08	1/8"	1/8-28	1/2-14	8,0	14,0	27,0	33,0
1203775	26-04000-04	1/4"	1/4-19	1/4-19	11,0	11,0	19,0	31,0
1207671	26-04000-04-06	1/4"	1/4-19	3/8-19	11,0	12,0	22,0	33,5
1207672	26-04000-04-08	1/4"	1/4-19	1/2-14	11,0	14,0	27,0	36,0
1208335	26-04000-04-12	1/4"	1/4-19	3/4-14	11,0	16,0	32,0	39,5
1203798	26-04000-06	3/8"	3/8-19	3/8-19	12,0	12,0	22,0	35,0
1207673	26-04000-06-08	3/8"	3/8-19	1/2-14	12,0	14,0	27,0	37,5
1212031	26-04000-06-10	3/8"	3/8-19	5/8-14	12,0	16,0	30,0	40,5
1207701	26-04000-06-12	3/8"	3/8-19	3/4-14	12,0	16,0	32,0	41,0
1212032	26-04000-06-16	3/8"	3/8-19	1-11	12,0	18,0	41,0	46,0
1203766	26-04000-08	1/2"	1/2-14	1/2-14	14,0	14,0	27,0	40,0
1212033	26-04000-08-10	1/2"	1/2-14	5/8-14	14,0	16,0	30,0	43,0
1207674	26-04000-08-12	1/2"	1/2-14	3/4-14	14,0	16,0	32,0	43,5
1212034	26-04000-08-16	1/2"	1/2-14	1-11	14,0	18,0	41,0	48,0
1212035	26-04000-08-20	1/2"	1/2-14	1 1/4-11	14,0	20,0	50,0	52,0
1212036	26-04000-08-24	1/2"	1/2-14	1 1/2-11	14,0	22,0	55,0	56,0
1203803	26-04000-10	5/8"	5/8-14	5/8-14	16,0	16,0	30,0	45,0
1208252	26-04000-10-12	5/8"	5/8-14	3/4-14	16,0	16,0	32,0	45,5
1205572	26-04000-10-16	5/8"	5/8-14	1-11	16,0	18,0	41,0	50,0
1212037	26-04000-10-20	5/8"	5/8-14	1 1/4-11	16,0	20,0	50,0	54,0
1203789	26-04000-12	3/4"	3/4-14	3/4-14	16,0	16,0	32,0	45,5
1207675	26-04000-12-16	3/4"	3/4-14	1-11	16,0	18,0	41,0	50,0
1208293	26-04000-12-20	3/4"	3/4-14	1 1/4-11	16,0	20,0	50,0	54,0
1212038	26-04000-12-24	3/4"	3/4-14	1 1/2-11	16,0	22,0	55,0	58,0
1203747	26-04000-16	1"	1-11	1-11	18,0	18,0	41,0	52,0
1207676	26-04000-16-20	1"	1-11	1 1/4-11	18,0	20,0	50,0	56,0
1207677	26-04000-16-24	1"	1-11	1 1/2-11	18,0	22,0	55,0	60,0
1203757	26-04000-20	1"1/4	1 1/4-11	1 1/4-11	20,0	20,0	50,0	58,0
1208195	26-04000-20-24	1"1/4	1 1/4-11	1 1/2-11	20,0	22,0	55,0	62,0
1212040	26-04000-20-32	1"1/4	1 1/4-11	2-11	20,0	24,0	70,0	64,5
1203751	26-04000-24	1"1/2	1 1/2-11	1 1/2-11	22,0	22,0	55,0	64,0
1205940	26-04000-24-32	1"1/2	1 1/2-11	2-11	22,0	24,0	70,0	66,5
1203780	26-04000-32	2"	2-11	2-11	24,0	24,0	70,0	69,0

Dimensions shown may be changed without prior notice

// R1A05M905M

90° union BSP 60° Male

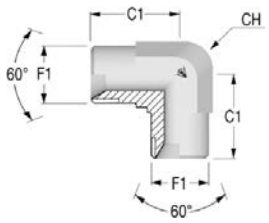

Item Code	DHFI Item number	OD1	F1	C1	CH
		in		mm	mm
1207905	26-04491-02	1/8"	1/8-28	20,0	12,0
1207505	26-04491-04	1/4"	1/4-19	26,0	14,0
1206438	26-04491-06	3/8"	3/8-19	30,0	17,0
1207542	26-04491-08	1/2"	1/2-14	35,0	22,0
1212187	26-04491-10	5/8"	5/8-14	38,0	22,0
1203905	26-04491-12	3/4"	3/4-14	42,0	27,0
1208198	26-04491-16	1"	1-11	47,0	33,0
1208199	26-04491-20	1"1/4	1 1/4-11	52,0	41,0
1210968	26-04491-24	1"1/2	1 1/2-11	60,0	48,0

// R1A05MT05M

Branch Tee union BSP 60° Male

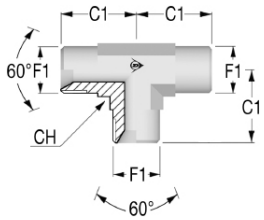

Item Code	DHFI Item number	OD1	F1	C1	CH
		in		mm	mm
1211959	26-04861-02	1/8"	1/8-28	20,0	12,0
1203955	26-04861-04	1/4"	1/4-19	26,0	14,0
1203956	26-04861-06	3/8"	3/8-19	30,0	17,0
1206940	26-04861-08	1/2"	1/2-14	35,0	22,0
1211960	26-04861-10	5/8"	5/8-14	38,0	22,0
1207236	26-04861-12	3/4"	3/4-14	42,0	27,0
1206450	26-04861-16	1"	1-11	47,0	33,0
1208144	26-04861-20	1"1/4	1 1/4-11	52,0	41,0
1208145	26-04861-24	1"1/2	1 1/2-11	60,0	48,0

// R1A05MX05M

Cross union BSP 60° Male

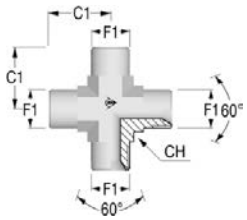

Item Code	DHFI Item number	OD1	F1	C1	CH
		in		mm	mm
1212021	26-04980-02	1/8"	1/8-28	20,0	12,0
1212022	26-04980-04	1/4"	1/4-19	26,0	14,0
1212023	26-04980-06	3/8"	3/8-19	30,0	17,0
1206941	26-04980-08	1/2"	1/2-14	35,0	22,0
1212024	26-04980-10	5/8"	5/8-14	38,0	22,0
1212025	26-04980-12	3/4"	3/4-14	42,0	27,0
1212026	26-04980-16	1"	1-11	47,0	33,0
1212027	26-04980-20	1"1/4	1 1/4-11	52,0	41,0
1212028	26-04980-24	1"1/2	1 1/2-11	60,0	48,0

Dimensions shown may be changed without prior notice

// MALE / FEMALE UNION

// R1A05M1051

Straight union BSP 60° Male - Female

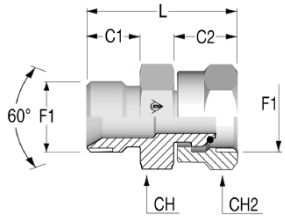

Item Code	DHFI Item number	OD1	F1	C1	C2	CH	CH2	L
		in		mm	mm	mm	mm	mm
1216217	26-04010-02	1/8"	1/8-28	9,5	13,0	14,0	14,0	29,0
1207697	26-04010-04	1/4"	1/4-19	13,0	15,5	19,0	19,0	33,5
1207698	26-04010-06	3/8"	3/8-19	14,5	17,7	22,0	22,0	38,7
1207699	26-04010-08	1/2"	1/2-14	17,0	19,0	27,0	27,0	43,0
1207700	26-04010-12	3/4"	3/4-14	19,0	22,0	32,0	32,0	50,0
1207686	26-04010-16	1"	1-11	21,0	25,5	41,0	38,0	59,5
1207783	26-04010-16	1"1/4	1 1/4-11	20,0	31,1	50,0	50,0	69,1
1207784	26-04010-24	1"1/2	1 1/2-11	22,0	35,0	55,0	55,0	75,0

// R1A05M4051

45° union BSP 60° Male - Female

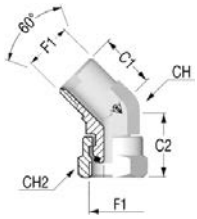

Item Code	DHFI Item number	OD1	F1	C1	C2	CH	CH2
		in		mm	mm	mm	mm
1212126	26-04710-02	1/8"	1/8-28	16,0	20,5	12,0	14,0
1212145	26-04710-04	1/4"	1/4-19	21,0	25,5	14,0	19,0
1212146	26-04710-06	3/8"	3/8-19	24,0	31,2	17,0	22,0
1207907	26-04710-08	1/2"	1/2-14	27,0	35,5	22,0	27,0
1207786	26-04710-12	3/4"	3/4-14	32,0	39,0	27,0	32,0
1210963	26-04710-16	1"	1-11	35,0	42,5	33,0	38,0
1212148	26-04710-20	1"1/4	1 1/4-11	37,0	44,1	41,0	50,0
1212149	26-04710-24	1"1/2	1 1/2-11	46,0	59,2	48,0	55,0

Dimensions shown may be changed without prior notice

// R1A05M9051

90° union BSP 60° Male - Female

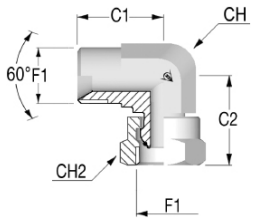

Item Code	DHFI Item number	OD1	F1	C1	C2	CH	CH2
		in		mm	mm	mm	mm
1218490	26-04510-02	1/8"	1/8-28	22,0	26,5	12,0	14,0
1207702	26-04510-04	1/4"	1/4-19	26,0	30,5	14,0	19,0
1207703	26-04510-06	3/8"	3/8-19	30,0	36,2	17,0	22,0
1207704	26-04510-08	1/2"	1/2-14	35,0	41,5	22,0	27,0
1212219	26-04510-10	5/8"	5/8-14	38,0	47,7	22,0	27,0
1207946	26-04510-12	3/4"	3/4-14	42,0	51,0	27,0	32,0
1207947	26-04510-16	1"	1-11	47,0	54,5	33,0	38,0
1207948	26-04510-20	1"1/4	1 1/4-11	52,0	59,1	41,0	50,0
1208137	26-04510-24	1"1/2	1 1/2-11	60,0	73,2	48,0	55,0

// R1A05MT051

Branch Tee union BSP 60° Male - Female

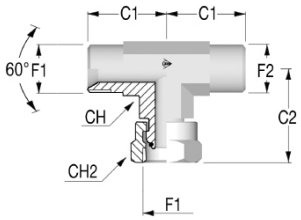

Item Code	DHFI Item number	OD1	F1	C1	C2	CH	CH2
		in		mm	mm	mm	mm
1211970	26-04890-02	1/8"	1/8-28	22,0	27,0	12,0	14,0
1207705	26-04890-04	1/4"	1/4-19	26,0	30,5	14,0	19,0
1207706	26-04890-06	3/8"	3/8-19	30,0	36,2	17,0	22,0
1207707	26-04890-08	1/2"	1/2-14	35,0	41,5	22,0	27,0
1207708	26-04890-12	3/4"	3/4-14	42,0	51,0	27,0	32,0
1207709	26-04890-16	1"	1-11	47,0	54,5	33,0	38,0
1211983	26-04890-24	1"1/2	1 1/2-11	60,0	73,2	48,0	55,0
1211982	26-04460-10	5/8"	5/8-14	38,0	47,7	22,0	27,0
1210950	26-04890-20	1"1/4	1 1/4-11	52,0	59,1	41,0	50,0

// R1A05ML051

Run Tee union BSP 60° Male - Female

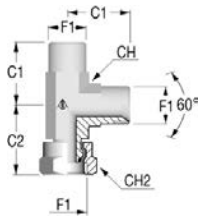

Item Code	DHFI Item number	OD1	F1	C1	C2	CH	CH2
		in		mm	mm	mm	mm
1211908	26-04880-02	1/8"	1/8-28	22,0	26,5	12,0	14,0
1207787	26-04880-04	1/4"	1/4-19	26,0	30,5	14,0	19,0
1207788	26-04880-06	3/8"	3/8-19	30,0	36,2	17,0	22,0
1207789	26-04880-08	1/2"	1/2-14	35,0	41,5	22,0	27,0
1207790	26-04880-12	3/4"	3/4-14	42,0	51,0	27,0	32,0
1207791	26-04880-16	1"	1-11	47,0	54,5	33,0	38,0
1210946	26-04880-20	1"1/4	1 1/4-11	52,0	59,1	41,0	50,0
1211921	26-04880-24	1"1/2	1 1/2-11	60,0	73,2	48,0	55,0

Dimensions shown may be changed without prior notice

// FEMALE UNION

// R1A0511051

Straight union BSP 60° Female

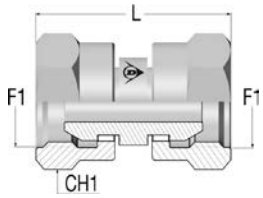

Item Code	DHFI Item number	OD1	F1	CH1	L
		in		mm	mm
1205935	26-04020-04	1/4"	1/4-19	19,0	36,0
1205934	26-04020-06	3/8"	3/8-19	22,0	38,9
1205936	26-04020-08	1/2"	1/2-14	27,0	44,5
1207901	26-04020-12	3/4"	3/4-14	32,0	49,5
1203738	26-04020-16	1"	1-11	38,0	56,0

// R1A0519051

90° union BSP 60° Female

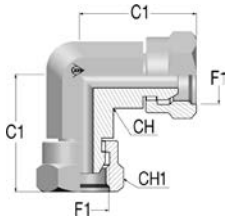

Item Code	DHFI Item number	OD1	F1	C1	CH	CH1
		in		mm	mm	mm
1224079	26-04530-04	1/4"	1/4-19	30,5	14,0	19,0
1224080	26-04530-06	3/8"	3/8-19	36,2	17,0	22,0
1208320	26-04530-08	1/2"	1/2-14	41,5	22,0	27,0
1224081	26-04530-12	3/4"	3/4-14	51,0	27,0	32,0
1224082	26-04530-16	1"	1-11	54,5	33,0	38,0

// R1A051T051

Branch Tee union BSP 60° Female

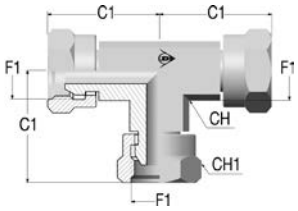

Item Code	DHFI Item number	OD1	F1	C1	CH	CH1
		in		mm	mm	mm
1218501	26-G402-04	1/4"	1/4-19	30,5	14,0	19,0
1218502	26-G402-06	3/8"	3/8-19	36,2	17,0	22,0
1218503	26-G402-08	1/2"	1/2-14	41,5	22,0	27,0
1206665	26-G402-12	3/4"	3/4-14	51,0	27,0	32,0
1218505	26-G402-16	1"	1-11	54,5	33,0	38,0

Dimensions shown may be changed without prior notice

// BULKHEAD

// R1A05M105T

Straight union BSP 60° Bulkhead

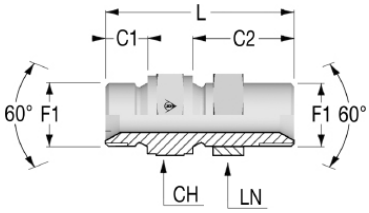

Item Code	DHFI Item number	OD1	F1	C1	C2	CH	LN	L
		in		mm	mm	mm	mm	mm
1212042	26-04000-02EP	1/8"	1/8-28	9,5	25,0	14,0	14,0	40,5
1207678	26-04000-04EP	1/4"	1/4-19	13,0	29,0	19,0	19,0	47,0
1207679	26-04000-06EP	3/8"	3/8-19	14,5	31,0	22,0	22,0	51,5
1207680	26-04000-08EP	1/2"	1/2-14	17,0	34,0	27,0	27,0	58,0
1207681	26-04000-10EP	5/8"	5/8-14	19,0	37,0	30,0	32,0	63,0
1207682	26-04000-12EP	3/4"	3/4-14	19,0	37,0	32,0	32,0	63,5
1207683	26-04000-16EP	1"	1-11	21,0	41,0	41,0	41,0	72,0
1207684	26-04000-20EP	1"1/4	1 1/4-11	23,0	45,0	50,0	50,0	80,0
1210955	26-04000-24EP	1"1/2	1 1/2-11	25,0	49,0	55,0	55,0	88,0

// R1A05M905T

90° elbow connector BSP 60° Bulkhead

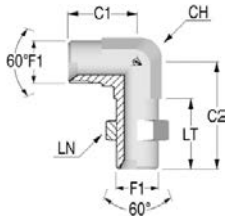

Item Code	DHFI Item number	OD1	F1	C1	C2	CH	LN	LT
		in		mm	mm	mm	mm	mm
1212188	26-04491-02EP	1/8"	1/8-28	20,0	37,0	12,0	14,0	25,0
1210969	26-04491-04EP	1/4"	1/4-19	26,0	47,0	14,0	19,0	29,0
1210970	26-04491-06EP	3/8"	3/8-19	30,0	49,0	17,0	22,0	31,0
1210971	26-04491-08EP	1/2"	1/2-14	35,0	55,0	22,0	27,0	34,0
1212189	26-04491-10EP	5/8"	5/8-14	38,0	59,0	22,0	32,0	37,0
1210972	26-04491-12EP	3/4"	3/4-14	42,0	63,0	33,0	41,0	35,0
1210973	26-04491-16EP	1"	1-11	47,0	69,0	33,0	41,0	41,0
1210974	26-04491-20EP	1"1/4	1 1/4-11	52,0	77,0	41,0	50,0	45,0
1210975	26-04491-24EP	1"1/2	1 1/2-11	60,0	87,0	48,0	55,0	49,0

Dimensions shown may be changed without prior notice

// R1A05MT05T

Branch Tee union BSP 60° Bulkhead

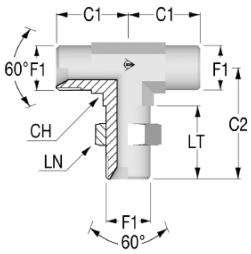

Item Code	DHFI Item number	OD1	F1	C1	C2	CH	LN	LT
		in		mm	mm	mm	mm	mm
1211961	26-04861-02EP	1/8"	1/8-28	20,0	37,0	12,0	14,0	25,0
1211962	26-04861-04EP	1/4"	1/4-19	26,0	44,0	14,0	19,0	29,0
1211963	26-04861-06EP	3/8"	3/8-19	27,0	49,0	17,0	22,0	31,0
1211964	26-04861-08EP	1/2"	1/2-14	35,0	55,0	22,0	27,0	34,0
1211965	R/A05MT05T-1010	5/8"	5/8-14	38,0	59,0	22,0	32,0	37,0
1211966	26-04861-12EP	3/4"	3/4-14	42,0	63,0	27,0	36,0	37,0
1211967	26-04861-16EP	1"	1-11	47,0	69,0	33,0	41,0	41,0
1211968	26-04861-20EP	1"1/4	1 1/4-11	52,0	77,0	41,0	50,0	45,0
1211969	26-04861-24EP	1"1/2	1 1/2-11	60,0	87,0	48,0	55,0	49,0

// R1A05ML05T

Run Tee union BSP 60° Bulkhead

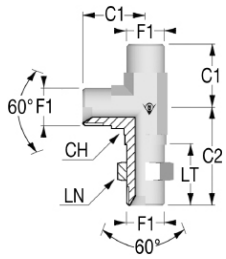

Item Code	DHFI Item number	OD1	F1	C1	C2	CH	LN	LT
		in		mm	mm	mm	mm	mm
1211899	R1A05ML05T-0202	1/8"	1/8-28	20,0	37,0	12,0	14,0	25,0
1211900	R1A05ML05T-0404	1/4"	1/4-19	26,0	44,0	14,0	19,0	29,0
1211901	R/A05ML05T-0606	3/8"	3/8-19	27,0	49,0	17,0	22,0	31,0
1211902	R/A05ML05T-0808	1/2"	1/2-14	35,0	55,0	22,0	27,0	34,0
1211903	R1A05ML05T-1010	5/8"	5/8-14	38,0	59,0	22,0	32,0	37,0
1211904	R1A05ML05T-1212	3/4"	3/4-14	42,0	63,0	27,0	36,0	37,0
1211905	R1A05ML05T-1616	1"	1-11	47,0	69,0	33,0	41,0	41,0
1211906	R1A05ML05T-2020	1"1/4	1 1/4-11	52,0	77,0	41,0	50,0	45,0
1211907	R1A05ML05T-2424	1"1/2	1 1/2-11	60,0	87,0	48,0	55,0	49,0

Dimensions shown may be changed without prior notice

// BSPP

// R1A05M106N

Straight connector BSP 60° Male - BSPP cylindric Male with O-Ring and retaining ring

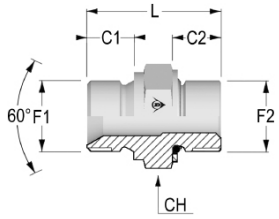

Item Code	DHFI Item number	OD1	F1	F2	C1	C2	CH	L
		in			mm	mm	mm	mm
1212043	R/A05M106Q-0202	1/8"	1/8-28	1/8-28	8,0	7,5	14,0	21,5
1212044	R1A05M106N-0204	1/8"	1/8-28	1/4-19	8,0	11,0	19,0	28,0
1212045	R/A05M106Q-0404	1/4"	1/4-19	1/4-19	11,0	11,0	19,0	28,0
1212046	R1A05M106N-0406	1/4"	1/4-19	3/8-19	11,0	11,0	22,0	31,0
1212047	R/A05M106Q-0604	3/8"	3/8-19	1/4-19	13,0	13,0	22,0	33,0
1212048	R/A05M106Q-0606	3/8"	3/8-19	3/8-19	13,0	11,0	22,0	34,0
1212049	R1A05M106Q-0608	3/8"	3/8-19	1/2-14	13,0	14,5	27,0	38,0
1212050	R1A05M106Q-0806	1/2"	1/2-14	3/8-19	16,0	11,0	27,0	35,0
1212051	R1A05M106N-0808	1/2"	1/2-14	1/2-14	16,0	16,0	27,0	40,0
1212052	R1A05M106Q-0812	1/2"	1/2-14	3/4-14	16,0	14,5	32,0	40,0
1212053	R1A05M106N-1008	5/8"	5/8-14	1/2-14	16,0	14,5	27,0	38,5
1236668	R1A05M106N-1208	3/4"	3/4-14	1/2-14	17,0	14,5	32,0	44,0
1212055	R1A05M106N-1212	3/4"	3/4-14	3/4-14	17,0	14,5	32,0	46,0
1212056	R1A05M106Q-1216	3/4"	3/4-14	1-11	17,0	18,5	41,0	52,0
1212057	R1A05M106Q-1612	1"	1-11	3/4-14	19,0	14,5	41,0	49,0
1212058	R1A05M106Q-1616	1"	1-11	1-11	19,0	18,5	41,0	55,0
1212059	R1A05M106Q-1620	1"	1-11	1 1/4-11	19,0	18,5	50,0	60,0
1212060	R1A05M106N-2020	1"1/4	1 1/4-11	1 1/4-11	20,0	18,5	50,0	62,5
1212061	R1A05M106Q-2424	1"1/2	1 1/2-11	1 1/2-11	22,0	18,5	55,0	63,0

Dimensions shown may be changed without prior notice

// R1A05M406N

45° adjustable elbow connector BSP 60° Male - BSPP cylindric Male with O-Ring and retaining ring

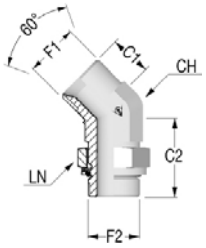

Item Code	DHFI Item number	OD1	F1	F2	C1	C2	CH	LN
		in			mm	mm	mm	mm
1212127	26-04445-02	1/8"	1/8-28	1/8-28	20,0	26,0	12,0	14,0
1212128	26-04445-02-04	1/8"	1/8-28	1/4-19	21,0	28,0	14,0	19,0
1210962	26-04445-04	1/4"	1/4-19	1/4-19	21,0	28,0	14,0	19,0
1212129	26-04445-04-06	1/4"	1/4-19	3/8-19	22,0	33,0	17,0	22,0
1212130	26-04445-06-04	3/8"	3/8-19	1/4-19	25,0	30,0	17,0	19,0
1212131	26-04445-06	3/8"	3/8-19	3/8-19	25,0	33,0	17,0	22,0
1212132	26-04445-06-08	3/8"	3/8-19	1/2-14	25,5	38,0	19,0	27,0
1212133	26-04445-08-06	1/2"	1/2-14	3/8-19	26,0	35,0	19,0	22,0
1212134	26-04445-08	1/2"	1/2-14	1/2-14	28,0	38,0	22,0	27,0
1212135	26-04445-08-10	1/2"	1/2-14	5/8-14	39,0	50,0	27,0	32,0
1212136	26-04445-10-08	5/8"	5/8-14	1/2-14	28,0	38,0	22,0	27,0
1212137	26-04445-12-08	3/4"	3/4-14	1/2-14	32,0	40,0	27,0	27,0
1212138	26-04445-12	3/4"	3/4-14	3/4-14	32,0	44,0	27,0	36,0
1212139	26-04445-12-16	3/4"	3/4-14	1-11	35,0	47,0	33,0	41,0
1212140	26-04445-16-12	1"	1-11	3/4-14	37,0	47,0	33,0	36,0
1212141	26-04445-16	1"	1-11	1-11	37,0	47,0	33,0	41,0
1212142	26-04445-16-20	1"	1-11	1 1/4-11	39,0	49,0	41,0	50,0
1212143	26-04445-20	1"1/4	1 1/4-11	1 1/4-11	40,0	49,0	41,0	50,0
1212144	26-04445-24	1"1/2	1 1/2-11	1 1/2-11	45,0	49,0	48,0	55,0

Dimensions shown may be changed without prior notice

// R1A05M906N

90° adjustable elbow connector BSP 60° Male - BSPP cylindric Male with O-Ring and retaining ring

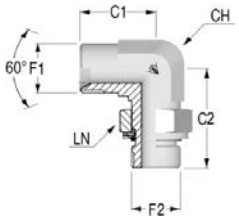

Item Code	DHFI Item number	OD1	F1	F2	C1	C2	CH	LN
		in			mm	mm	mm	mm
1212191	26-04500-02	1/8"	1/8-28	1/8-28	22,0	27,0	12,0	14,0
1212192	26-04500-02-04	1/8"	1/8-28	1/4-19	24,0	31,5	14,0	19,0
1208135	26-04500-04	1/4"	1/4-19	1/4-19	27,0	31,5	14,0	19,0
1212193	26-04500-04-06	1/4"	1/4-19	3/8-19	28,0	37,0	17,0	22,0
1212194	26-04500-06-04	3/8"	3/8-19	1/4-19	29,0	35,0	17,0	19,0
1207949	26-04500-06	3/8"	3/8-19	3/8-19	29,0	37,0	17,0	22,0
1212195	26-04500-06-08	3/8"	3/8-19	1/2-14	32,0	43,0	19,0	27,0
1212196	26-04500-08-06	1/2"	1/2-14	3/8-19	34,0	40,0	19,0	22,0
1207950	26-04500-08	1/2"	1/2-14	1/2-14	34,0	43,0	22,0	27,0
1212199	26-04500-12-08	3/4"	3/4-14	1/2-14	41,0	46,0	27,0	27,0
1208136	26-04500-12	3/4"	3/4-14	3/4-14	41,0	50,0	27,0	36,0
1212200	26-04500-12-16	3/4"	3/4-14	1-11	43,0	53,0	33,0	41,0
1212201	26-04500-16-12	1"	1-11	3/4-14	46,0	52,0	33,0	36,0
1210745	26-04500-16	1"	1-11	1-11	46,0	53,0	33,0	41,0
1212202	26-04500-16-20	1"	1-11	1 1/4-11	50,0	58,0	41,0	50,0
1210976	26-04500-20	1"1/4	1 1/4-11	1 1/4-11	51,0	58,0	41,0	50,0
1210977	26-04500-24	1"1/2	1 1/2-11	1 1/2-11	59,0	67,0	48,0	55,0

// R1A05MT06N

Branch Tee adjustable elbow connector BSP 60° Male - BSPP cylindric Male with O-Ring and retaining ring

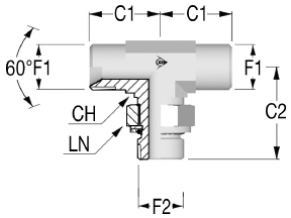

Item Code	DHFI Item number	OD1	F1	F2	C1	C2	CH	LN
		in			mm	mm	mm	mm
1211971	26-04460-02	1/8"	1/8-28	1/8-28	22,0	27,0	12,0	14,0
1211972	26-04460-02-04	1/8"	1/8-28	1/4-19	24,0	31,5	14,0	19,0
1208147	26-04460-04	1/4"	1/4-19	1/4-19	27,0	31,5	14,0	19,0
1211973	26-04460-04-06	1/4"	1/4-19	3/8-19	28,0	37,0	17,0	22,0
1211974	26-04460-06-04	3/8"	3/8-19	1/4-19	29,0	35,0	17,0	19,0
1210749	26-04460-06	3/8"	3/8-19	3/8-19	29,0	37,0	17,0	22,0
1211976	26-04460-08-06	1/2"	1/2-14	3/8-19	34,0	40,0	19,0	22,0
1210713	26-04460-08	1/2"	1/2-14	1/2-14	34,0	43,0	22,0	27,0
1211978	26-04460-10-08	5/8"	5/8-14	1/2-14	37,0	43,0	22,0	27,0
1211979	26-04460-12-08	3/4"	3/4-14	1/2-14	41,0	46,0	27,0	27,0
1210750	26-04460-12	3/4"	3/4-14	3/4-14	41,0	50,0	27,0	36,0
1211980	26-04460-12-16	3/4"	3/4-14	1-11	43,0	53,0	33,0	41,0
1211981	26-04460-16-12	1"	1-11	3/4-14	46,0	52,0	33,0	36,0
1210947	26-04460-16	1"	1-11	1-11	46,0	53,0	33,0	41,0
1207710	26-04460-16-20	1"	1-11	1 1/4-11	50,0	58,0	41,0	50,0
1210948	26-04460-20	1"1/4	1 1/4-11	1 1/4-11	51,0	58,0	41,0	50,0
1210949	26-04460-24	1"1/2	1 1/2-11	1 1/2-11	59,0	67,0	48,0	55,0

Dimensions shown may be changed without prior notice

// R1A05ML06N

Run Tee adjustable elbow connector BSP 60° Male - BSPP cylindric Male with O-Ring and retaining ring

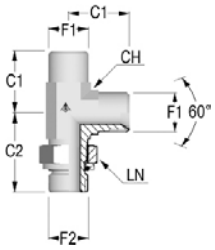

Item Code	DHFI Item number	OD1	F1	F2	C1	C2	CH	LN
		in			mm	mm	mm	mm
1211909	26-04470-02	1/8"	1/8-28	1/8-28	22,0	27,0	12,0	14,0
1211910	26-04470-02-04	1/8"	1/8-28	1/4-19	24,0	31,5	14,0	19,0
1210746	26-04470-04	1/4"	1/4-19	1/4-19	27,0	31,5	14,0	19,0
1211911	26-04470-04-06	1/4"	1/4-19	3/8-19	28,0	37,0	17,0	22,0
1211912	26-04470-06-04	3/8"	3/8-19	1/4-19	29,0	35,0	17,0	19,0
1208140	26-04470-06	3/8"	3/8-19	3/8-19	29,0	37,0	17,0	22,0
1211913	26-04470-06-08	3/8"	3/8-19	1/2-14	32,0	43,0	19,0	27,0
1211914	26-04470-08-06	1/2"	1/2-14	3/8-19	34,0	40,0	19,0	22,0
1208141	26-04470-08	1/2"	1/2-14	1/2-14	34,0	43,0	22,0	27,0
1211915	26-04470-08-10	1/2"	1/2-14	5/8-14	39,0	50,0	27,0	32,0
1211916	26-04470-10-08	5/8"	5/8-14	1/2-14	37,0	43,0	22,0	27,0
1211917	26-04470-12-08	3/4"	3/4-14	1/2-14	41,0	46,0	27,0	27,0
1210715	26-04470-12	3/4"	3/4-14	3/4-14	41,0	50,0	27,0	36,0
1211918	26-04470-12-16	3/4"	3/4-14	1-11	43,0	53,0	33,0	41,0
1211919	26-04470-16-12	1"	1-11	3/4-14	46,0	52,0	33,0	36,0
1210942	26-04470-16	1"	1-11	1-11	46,0	53,0	33,0	41,0
1210943	26-04470-16-20	1"	1-11	1 1/4-11	50,0	58,0	41,0	50,0
1210944	26-04470-20	1"1/4	1 1/4-11	1 1/4-11	51,0	58,0	41,0	50,0
1210945	26-04470-24	1"1/2	1 1/2-11	1 1/2-11	59,0	67,0	48,0	55,0

Dimensions shown may be changed without prior notice

// FLANGES

// R1A05M133W

Straight flange SAE J518 code 61 - BSP - Low pressure

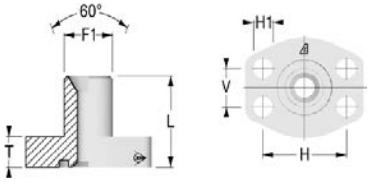

Item Code	DHFI Item number	OD1	F1	Flange Size	L	T	H	V	H1
		in			mm	mm	mm	mm	mm
1212081	R1A05M133W-0608	3/8"	3/8-19	1/2	37,0	14,0	38,1	17,5	9,0
1212082	R1A05M133W-0808	1/2"	1/2-14	1/2	39,0	14,0	38,1	17,5	9,0
1212083	R1A05M133W-0812	1/2"	1/2-14	3/4	42,0	15,0	47,6	22,2	11,0
1212084	R1A05M133W-1208	3/4"	3/4-14	1/2	42,0	14,0	38,1	17,5	9,0
1212085	R1A05M133W-1212	3/4"	3/4-14	3/4	45,0	15,0	47,6	22,2	11,0
1212086	R1A05M133W-1216	3/4"	3/4-14	1	47,0	17,0	52,4	26,2	11,0
1212087	R1A05M133W-1612	1"	1-11	3/4	47,0	15,0	47,6	22,2	11,0
1212088	R1A05M133W-1616	1"	1-11	1	53,0	21,0	58,7	30,2	11,5
1212089	R1A05M133W-2016	1"1/4	1 1/4-11	1	49,0	17,0	52,4	26,2	11,0
1212090	R1A05M133W-2020	1"1/4	1 1/4-11	1 1/4	53,0	21,0	58,7	30,2	11,5
1212091	R1A05M133W-2024	1"1/4	1 1/4-11	1 1/2	59,0	24,0	69,9	35,7	13,5
1212092	R1A05M133W-2420	1"1/2	1 1/2-11	1 1/4	55,0	21,0	58,7	30,2	11,5
1212093	R1A05M133W-2424	1"1/2	1 1/2-11	1 1/2	61,0	24,0	69,9	35,7	13,5

// R1A05M136W

Straight flange SAE J518 code 62 - BSP - High pressure

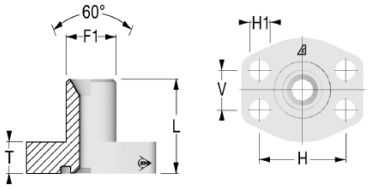

Item Code	DHFI Item number	OD1	F1	Flange Size	L	T	H	V	H1
		in			mm	mm	mm	mm	mm
1212094	R1A05M136W-0608	3/8"	3/8-19	1/2	37,0	14,0	38,1	17,5	9,0
1212095	R1A05M136W-0808	1/2"	1/2-14	1/2	39,0	14,0	38,1	17,5	9,0
1212096	R1A05M136W-0812	1/2"	1/2-14	3/4	42,0	15,0	47,6	22,2	11,0
1212097	R1A05M136W-1208	3/4"	3/4-14	1/2	42,0	14,0	38,1	17,5	9,0
1212098	R1A05M136W-1212	3/4"	3/4-14	3/4	45,0	15,0	47,6	22,2	11,0
1212099	R1A05M136W-1216	3/4"	3/4-14	1	47,0	17,0	52,4	26,2	11,0
1212100	R1A05M136W-1612	1"	1-11	3/4	47,0	15,0	47,6	22,2	11,0
1212101	R1A05M136W-1616	1"	1-11	1	49,0	17,0	52,4	26,2	11,0
1212102	R1A05M136W-1620	1"	1-11	1 1/4	53,0	21,0	58,7	30,2	11,5
1212103	R1A05M136W-2016	1"1/4	1 1/4-11	1	49,0	17,0	52,4	26,2	11,0
1212104	R1A05M136W-2020	1"1/4	1 1/4-11	1 1/4	53,0	21,0	58,7	30,2	11,5
1212105	R1A05M136W-2024	1"1/4	1 1/4-11	1 1/2	59,0	24,0	69,9	35,7	13,5
1212106	R1A05M136W-2420	1"1/2	1 1/2-11	1 1/4	55,0	21,0	58,7	30,2	11,5
1212107	R1A05M136W-2424	1"1/2	1 1/2-11	1 1/2	61,0	24,0	69,9	35,7	13,5

Dimensions shown may be changed without prior notice

// R1A05M933W

90° flange SAE J518 code 61 - BSP - Low pressure

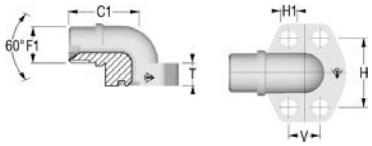

Item Code	DHFI Item number	OD1	F1	Flange size	C1	T	H	V	H1
		in			mm	mm	mm	mm	mm
1212252	R1A05M933W-0608	3/8"	3/8-19	1/2	37,0	17,0	38,1	17,5	9,0
1212253	R1A05M933W-0808	1/2"	1/2-14	1/2	39,0	17,0	38,1	17,5	9,0
1212254	R1A05M933W-0812	1/2"	1/2-14	3/4	41,0	20,0	47,6	22,2	11,0
1212255	R1A05M933W-1208	3/4"	3/4-14	1/2	40,0	20,0	38,1	17,5	9,0
1212256	R1A05M933W-1212	3/4"	3/4-14	3/4	44,0	20,0	47,6	22,2	11,0
1212257	R1A05M933W-1216	3/4"	3/4-14	1	47,0	20,0	52,4	26,2	11,0
1212258	R1A05M933W-1612	1"	1-11	3/4	45,0	25,0	47,6	22,2	11,0
1212259	R1A05M933W-1616	1"	1-11	1	48,0	25,0	52,4	26,2	11,0
1212260	R1A05M933W-1620	1"	1-11	1 1/4	54,0	25,0	58,7	30,2	11,5
1212261	R1A05M933W-2016	1"1/4	1 1/4-11	1	49,0	31,0	52,4	26,2	11,0
1212262	R1A05M933W-2020	1"1/4	1 1/4-11	1 1/4	55,0	31,0	58,7	30,2	11,5
1212263	R1A05M933W-2024	1"1/4	1 1/4-11	1 1/2	59,0	31,0	69,9	35,7	13,5
1212264	R1A05M933W-2420	1"1/2	1 1/2-11	1 1/4	56,0	37,0	58,7	30,2	11,5
1212265	R1A05M933W-2424	1"1/2	1 1/2-11	1 1/2	61,0	37,0	69,9	35,7	13,5

// R1A05M936W

90° flange SAE J518 code 62 - BSP - High pressure

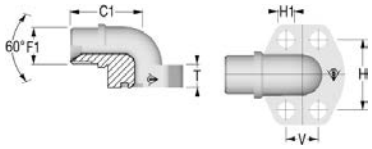

Item Code	DHFI Item number	OD1	F1	Flange size	C1	T	H	V	H1
		in			mm	mm	mm	mm	mm
1212278	R1A05M936W-0608	3/8"	3/8-19	1/2	37,0	17,0	38,1	17,5	9,0
1212279	R1A05M936W-0808	1/2"	1/2-14	1/2	39,0	17,0	38,1	17,5	9,0
1212280	R1A05M936W-0812	1/2"	1/2-14	3/4	41,0	20,0	47,6	22,2	11,0
1212281	R1A05M936W-1208	3/4"	3/4-14	1/2	40,0	20,0	38,1	17,5	9,0
1212282	R1A05M936W-1212	3/4"	3/4-14	3/4	44,0	20,0	47,6	22,2	11,0
1212283	R1A05M936W-1216	3/4"	3/4-14	1	47,0	20,0	52,4	26,2	11,0
1212284	R1A05M936W-1612	1"	1-11	3/4	45,0	25,0	47,6	22,2	11,0
1212285	R1A05M936W-1616	1"	1-11	1	48,0	25,0	52,4	26,2	11,0
1212286	R1A05M936W-1620	1"	1-11	1 1/4	54,0	25,0	58,7	30,2	11,5
1212287	R1A05M936W-2016	1"1/4	1 1/4-11	1	49,0	31,0	52,4	26,2	11,0
1212288	R1A05M936W-2020	1"1/4	1 1/4-11	1 1/4	55,0	31,0	58,7	30,2	11,5
1212289	R1A05M936W-2024	1"1/4	1 1/4-11	1 1/2	59,0	31,0	69,9	35,7	13,5
1212290	R1A05M936W-2420	1"1/2	1 1/2-11	1 1/4	56,0	37,0	58,7	30,2	11,5
1212291	R1A05M936W-2424	1"1/2	1 1/2-11	1 1/2	61,0	37,0	69,9	35,7	13,5

Dimensions shown may be changed without prior notice

// R1A05M9334

90° adjustable flange SAE J518 code 61 - BSP - Low pressure

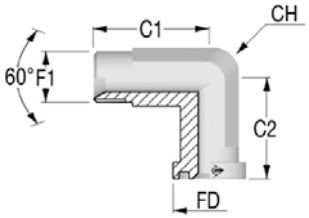

Item Code	DHFI Item number	OD1	F1	Flange size	C1	C2	FD	CH
		in			mm	mm	mm	mm
1212266	R1A05M9334-0608	3/8"	3/8-19	1/2	44,0	50,0	30,2	22,0
1212267	R1A05M9334-0808	1/2"	1/2-14	1/2	48,0	42,0	30,2	22,0
1212268	R1A05M9334-0812	1/2"	1/2-14	3/4	53,0	64,0	38,1	22,0
1212269	R1A05M9334-1212	3/4"	3/4-14	3/4	53,0	64,0	38,1	27,0
1212270	R1A05M9334-1216	3/4"	3/4-14	1	60,0	65,0	44,5	27,0
1212271	R1A05M9334-1612	1"	1-11	3/4	53,0	64,0	38,1	34,0
1212272	R1A05M9334-1616	1"	1-11	1	60,0	65,0	44,5	34,0
1212273	R1A05M9334-1620	1"	1-11	1 1/4	55,0	64,0	50,8	34,0
1212274	R1A05M9334-2016	1"1/4	1 1/4-11	1	60,0	65,0	44,5	42,0
1212275	R1A05M9334-2020	1"1/4	1 1/4-11	1 1/4	55,0	64,0	50,8	42,0
1212276	R1A05M9334-2024	1"1/4	1 1/4-11	1 1/2	66,0	78,0	60,3	42,0
1212277	R1A05M9334-2424	1"1/2	1 1/2-11	1 1/2	66,0	78,0	60,3	50,0

// R1A05M9364

90° adjustable flange SAE J518 code 62 - BSP - High pressure

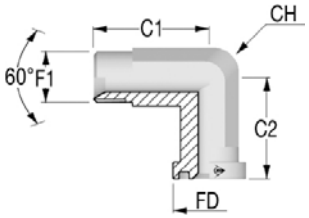

Item Code	DHFI Item number	OD1	F1	Flange size	C1	C2	FD	CH
		in			mm	mm	mm	mm
1212292	R1A05M9364-0608	3/8"	3/8-19	1/2	44,0	50,0	31,8	22,0
1212293	R1A05M9364-0808	1/2"	1/2-14	1/2	49,0	43,0	31,8	22,0
1212294	R1A05M9364-0812	1/2"	1/2-14	3/4	53,0	64,0	41,3	22,0
1212295	R1A05M9364-1212	3/4"	3/4-14	3/4	53,0	64,0	41,3	27,0
1212296	R1A05M9364-1216	3/4"	3/4-14	1	60,0	62,0	47,6	27,0
1212297	R1A05M9364-1612	1"	1-11	3/4	59,5	54,5	41,3	30,0
1212298	R1A05M9364-1616	1"	1-11	1	60,0	62,0	47,6	34,0
1212299	R1A05M9364-1620	1"	1-11	1 1/4	70,0	72,0	54,0	34,0
1212300	R1A05M9364-2016	1"1/4	1 1/4-11	1	72,0	70,0	47,6	41,0
1212301	R1A05M9364-2020	1"1/4	1 1/4-11	1 1/4	70,0	72,0	54,0	42,0
1212302	R1A05M9364-2024	1"1/4	1 1/4-11	1 1/2	80,0	84,0	63,5	42,0
1212303	R1A05M9364-2424	1"1/2	1 1/2-11	1 1/2	80,0	84,0	63,5	50,0

Dimensions shown may be changed without prior notice

// PLUG

// R1A0531000

Cap BSP 60° Female

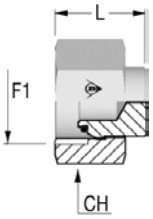

Item Code	DHFI Item number	OD1	F1	CH	L
		in		mm	mm
1207690	26-05420-04	1/4"	1/4-19	19,0	19,0
1207691	26-05420-06	3/8"	3/8-19	22,0	21,0
1207692	26-05420-08	1/2"	1/2-14	27,0	23,3
1207693	26-05420-10	5/8"	5/8-14	27,0	26,0
1207694	26-05420-12	3/4"	3/4-14	32,0	21,5
1207695	26-05420-16	1"	1-11	38,0	32,0
1207696	26-05420-20	1"1/4	1 1/4-11	50,0	32,0
1210712	26-05420-24	1"1/2	1 1/2-11	55,0	38,0

// R1A05M1000

Plug BSP 60° Male

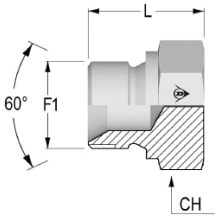

Item Code	DHFI Item number	OD1	F1	CH	L
		in		mm	mm
1207662	26-6530-02	1/8"	1/8-28	14,0	14,5
1207663	26-6530-04	1/4"	1/4-19	19,0	19,0
1207664	26-6530-06	3/8"	3/8-19	22,0	20,5
1207665	26-6530-08	1/2"	1/2-14	27,0	24,0
1210952	26-6530-10	5/8"	5/8-14	30,0	24,0
1207666	26-6530-12	3/4"	3/4-14	32,0	26,5
1207667	26-6530-16	1"	1-11	41,0	30,0
1207668	26-6530-20	1"1/4	1 1/4-11	50,0	39,0
1207669	26-6530-24	1"1/2	1 1/2-11	55,0	43,0

// DIN 24° ADAPTERS

// ACCESSORIES 222
// MALE UNION 225
// MALE / FEMALE UNION 229
// BULKHEAD 240
// METRIC 242
// BSPP 254
// BSPT 266
// BUTT WELD 271
// PLUG 273

Dimensions shown may be changed without prior notice

// ACCESSORIES

// RXA11D0000

Nut DIN 24° - Light series

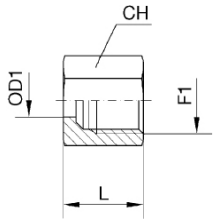

Item Code	Item Code	OD1	F1	CH	L
		mm		mm	mm
1240839	RXA11D0000-0600	6	M12X1.5	14,0	14,50
1240840	RXA11D0000-0800	8	M14X1.5	17,0	14,50
1240841	RXA11D0000-1000	10	M16X1.5	19,0	15,50
1240842	RXA11D0000-1200	12	M18X1.5	22,0	15,50
1240843	RXA11D0000-1500	15	M22X1.5	27,0	17,00
1240844	RXA11D0000-1800	18	M26X1.5	32,0	18,00
1240845	RXA11D0000-2200	22	M30X2	36,0	20,00
1240846	RXA11D0000-2800	28	M36X2	41,0	21,00
1240847	RXA11D0000-3500	35	M45X2	50,0	24,00
1240848	RXA11D0000-4200	42	M52X2	60,0	24,00

// RXA12D0000

Nut DIN 24° - Heavy series

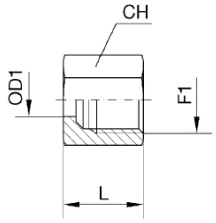

Item Code	Item Code	OD1	F1	CH	L
		mm		mm	mm
1240849	RXA12D0000-0600	6	M14X1.5	17,0	16,50
1240850	RXA12D0000-0800	8	M16X1.5	19,0	16,50
1240851	RXA12D0000-1000	10	M18X1.5	22,0	17,50
1240852	RXA12D0000-1200	12	M20X1.5	24,0	17,50
1246446	RXA12D0000-1400	14	M22X1.5	27,0	20,50
1235329	RXA12D0000-1600	16	M24X1.5	30,0	20,50
1237301	RXA12D0000-2000	20	M30X2	36,0	24,00
1240853	RXA12D0000-2500	25	M36X2	46,0	27,00
1240854	RXA12D0000-3000	30	M42X2	50,0	29,00
1240855	RXA12D0000-3800	38	M52X2	60,0	32,50

Dimensions shown may be changed without prior notice

// R1A11R0000

Double cutting ring DIN 24° - Light series

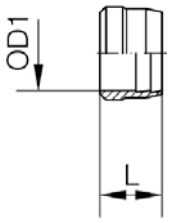

Item Code	DHFI Item number	Head	OD1	L
		mm	mm	mm
1204137	24-S-06	-0600	6	9,5
1204139	24-S-08	-0800	8	9,5
1204109	24-S-10	-1000	10	10,0
1204113	24-S-12	-1200	12	10,0
1204118	24-S-15	-1500	15	10,0
1204121	24-S-18	-1800	18	10,5
1204125	24-S-22	-2200	22	11,0
1204129	24-S-28	-2800	28	11,0
1204133	24-S-35	-3500	35	13,5
1204136	24-S-42	-4200	42	13,5

Codes from 6 to 12mm also Heavy Series

// R1A12R0000

Double cutting ring DIN 24° - Heavy series

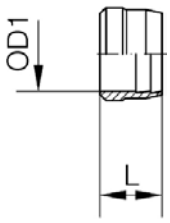

Item Code	DHFI Item number	Head	OD1	L
		mm	mm	mm
1204117	24-S-14	-1400	14	10,0
1204120	24-S-16	-1600	16	10,5
1204124	24-S-20	-2000	20	13,0
1204128	24-S-25	-2500	25	13,0
1204131	24-S-30	-3000	30	13,5
1204135	24-S-38	-3800	38	13,5

Codes from 6 to 12mm same as Light Series ones

Dimensions shown may be changed without prior notice

// R1A11R000B

Double cutting ring with tight sealing DIN 24° - Light series DIN 2353

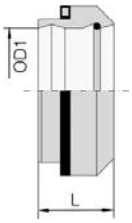

Item Code	DHFI Item number	Head	OD1	L
		mm	mm	mm
1244467	24-S4-06	-0600	6	9,0
1239498	24-S4-08	-0800	8	8,0
1244468	24-S4-10	-1000	10	9,3
1237046	24-S4-12	-1200	12	9,5
1241104	24-S4-15	-1500	15	9,5
1241106	24-S4-18	-1800	18	9,5
1237047	24-S4-22	-2200	22	11,5
1237048	24-S4-28	-2800	28	11,5
1241110	24-S4-35	-3500	35	13,0
1244469	24-S4-42	-4200	42	13,0

Codes from 6 to 12mm also Heavy Series

// R1A12R000B

Double cutting ring with tight sealing DIN 24° - Heavy series DIN 2353

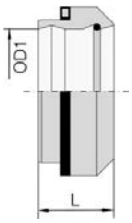

Item Code	DHFI Item number	Head	OD1	L
		mm	mm	mm
1244470	24-S4-14	-1400	14	10,0
1239871	24-S4-16	-1600	16	10,0
1239870	24-S4-20	-2000	20	13,0
1237071	24-S4-25	-2500	25	13,3
1241138	24-S4-30	-3000	30	14,0
1244471	24-S4-30	-3800	38	14,0

Codes from 6 to 12mm same as Light Series ones

Dimensions shown may be changed without prior notice

// MALE UNION

// R1A11M111M

Straight union DIN 24° Male - Light series

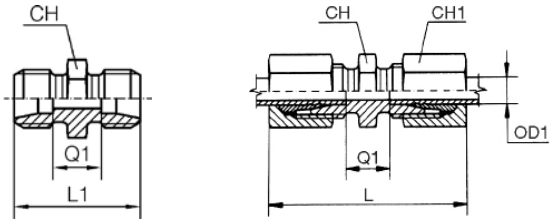

Item Code Body Only	Item Code Complete	DHFI Item number Body Only	OD1	Q1	CH	CH1	L	L1
			mm	mm	mm	mm	mm	mm
1205544	1240805	24-XDL-06	6	10,0	12,0	14,0	39,0	24,0
1205546	1240806	24-XDL-08	8	11,0	14,0	17,0	40,0	25,0
1205537	1240807	24-XDL-10	10	13,0	17,0	19,0	42,0	27,0
1204233	1240808	24-XDL-12	12	14,0	19,0	22,0	43,0	28,0
1204234	1241077	24-XDL-15	15	16,0	24,0	27,0	46,0	30,0
1205538	1243784	24-XDL-18	18	16,0	27,0	32,0	48,0	31,0
1205541	1242417	24-XDL-22	22	20,0	32,0	36,0	52,0	35,0
1205708	1243785	24-XDL-28	28	21,0	41,0	41,0	54,0	36,0
1205709	1243786	24-XDL-35	35	20,0	46,0	50,0	63,0	41,0
1205710	1241080	24-XDL-42	42	21,0	55,0	60,0	66,0	43,0

DHFI Item number Complete: add suffix "_A" to Body Only DHFI Item number

// R1A12M112M

Straight union DIN 24° Male - Heavy series

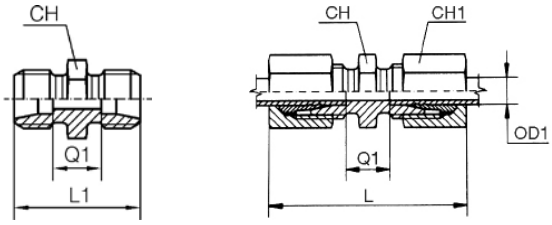

Item Code Body Only	Item Code Complete	DHFI Item number Body Only	OD1	Q1	CH	CH1	L	L1
			mm	mm	mm	mm	mm	mm
1206097	1244127	24-XDS-06	6	16,0	14,0	17,0	45,0	30,0
1205687	1244128	24-XDS-08	8	18,0	17,0	19,0	47,0	32,0
1205688	1244129	24-XDS-10	10	17,0	19,0	22,0	49,0	32,0
1205689	1244130	24-XDS-12	12	19,0	22,0	24,0	51,0	34,0
1205690	1244131	24-XDS-14	14	22,0	24,0	27,0	57,0	38,0
1205691	1244132	24-XDS-16	16	21,0	27,0	30,0	57,0	38,0
1205539	1241122	24-XDS-20	20	23,0	32,0	36,0	66,0	44,0
1205542	1241125	24-XDS-25	25	26,0	41,0	46,0	74,0	50,0
1205543	1244133	24-XDS-30	30	27,0	46,0	50,0	80,0	54,0
1205711	1244134	24-XDS-38	38	29,0	55,0	60,0	90,0	61,0

DHFI Item number Complete: add suffix "_A" to Body Only DHFI Item number

Dimensions shown may be changed without prior notice

// R1A11M911M

90° union DIN 24° Male - Light series

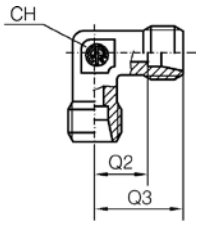

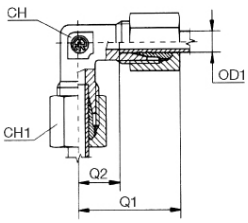

Item Code Body Only	Item Code Complete	DHFI Item number Body Only	OD1	Q1	Q2	Q3	CH	CH1
			mm	mm	mm	mm	mm	mm
1205692	1243861	24-XEL-06	6	27,0	12,0	19,0	12,0	14,0
1205693	1241534	24-XEL-08	8	29,0	14,0	21,0	12,0	17,0
1205694	1240812	24-XEL-10	10	30,0	15,0	22,0	14,0	19,0
1204062	1243862	24-XEL-12	12	32,0	17,0	24,0	17,0	22,0
1204064	1243863	24-XEL-15	15	36,0	21,0	28,0	19,0	27,0
1205695	1243864	24-XEL-18	18	40,0	23,5	31,0	24,0	32,0
1205696	1243865	24-XEL-22	22	44,0	27,5	35,0	27,0	36,0
1205697	1243866	24-XEL-28	28	47,0	30,5	38,0	36,0	41,0
1205707	1243867	24-XEL-35	35	56,0	34,5	45,0	41,0	50,0
1206043	1243868	24-XEL-42	42	63,0	40,0	51,0	50,0	60,0

DHFI Item number Complete: add suffix "_A" to Body Only DHFI Item number

// R1A12M912M

90° union DIN 24° Male - Heavy series

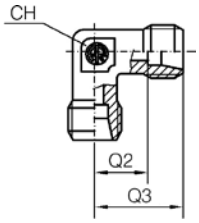

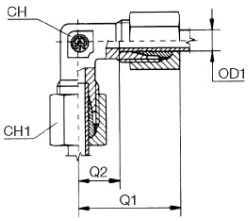

Item Code Body Only	Item Code Complete	DHFI Item number Body Only	OD1	Q1	Q2	Q3	CH	CH1
			mm	mm	mm	mm	mm	mm
1205698	1244224	24-XES-06	6	31,0	16,0	23,0	12,0	17,0
1205699	1244225	24-XES-08	8	32,0	17,0	24,0	14,0	19,0
1205700	1244226	24-XES-10	10	34,0	17,5	25,0	17,0	22,0
1205701	1244227	24-XES-12	12	38,0	21,5	29,0	17,0	24,0
1205702	1244228	24-XES-14	14	40,0	22,0	30,0	19,0	27,0
1205703	1244229	24-XES-16	16	43,0	24,5	33,0	24,0	30,0
1205704	1244230	24-XES-20	20	48,0	26,5	37,0	27,0	36,0
1242137	1205705	24-XES-25	25	54,0	30,0	42,0	36,0	46,0
1205706	1244231	24-XES-30	30	62,0	35,5	49,0	41,0	50,0
1207042	1244232	24-XES-38	38	72,0	41,0	57,0	50,0	60,0

DHFI Item number Complete: add suffix "_A" to Body Only DHFI Item number

Dimensions shown may be changed without prior notice

// R1A11MT11M

Branch Tee union DIN 24° Male - Light series

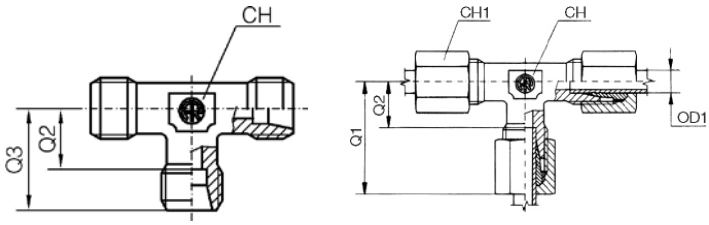

Item Code Body Only	Item Code Complete	DHFI Item number Body Only	OD1	Q1	Q2	Q3	CH	CH1
			mm	mm	mm	mm	mm	mm
1204218	1241542	24-XTL-06	6	27,0	12,0	19,0	12,0	14,0
1204219	1240813	24-XTL-08	8	29,0	14,0	21,0	12,0	17,0
1204215	1240814	24-XTL-10	10	30,0	15,0	22,0	14,0	19,0
1204216	1241099	24-XTL-12	12	32,0	17,0	24,0	17,0	22,0
1204217	1242245	24-XTL-15	15	36,0	21,0	28,0	19,0	27,0
1205712	1243981	24-XTL-18	18	40,0	23,5	31,0	24,0	32,0
1205713	1243982	24-XTL-22	22	44,0	27,5	35,0	27,0	36,0
1205714	1243983	24-XTL-28	28	47,0	30,5	38,0	36,0	41,0
1205715	1243984	24-XTL-35	35	56,0	34,5	45,0	41,0	50,0
1206042	1243985	24-XTL-42	42	63,0	40,0	51,0	50,0	60,0

DHFI Item number Complete: add suffix "_A" to Body Only DHFI Item number

// R1A12MT12M

Branch Tee union DIN 24° Male - Heavy series

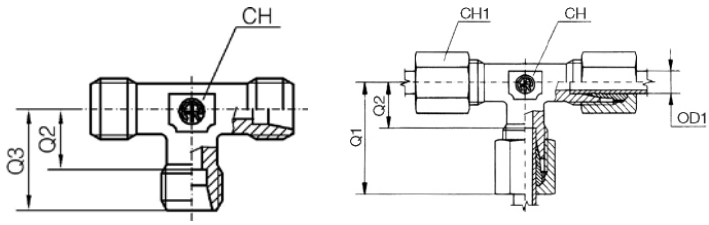

Item Code Body Only	Item Code Complete	DHFI Item number Body Only	OD1	Q1	Q2	Q3	CH	CH1
			mm	mm	mm	mm	mm	mm
1205716	1244350	24-XTS-06	6	31,0	16,0	23,0	12,0	17,0
1205717	1244351	24-XTS-08	8	32,0	17,0	24,0	14,0	19,0
1205718	1244352	24-XTS-10	10	34,0	17,5	25,0	17,0	22,0
1205719	1244353	24-XTS-12	12	38,0	21,5	29,0	17,0	24,0
1205720	1244354	24-XTS-14	14	40,0	22,0	30,0	19,0	27,0
1205616	1244355	24-XTS-16	16	43,0	24,5	33,0	24,0	30,0
1205721	1244356	24-XTS-20	20	48,0	26,5	37,0	27,0	36,0
1205722	1244357	24-XTS-25	25	54,0	30,0	42,0	36,0	46,0
1205723	1244358	24-XTS-30	30	62,0	35,5	49,0	41,0	50,0
1205724	1244359	24-XTS-38	38	72,0	41,0	57,0	50,0	60,0

DHFI Item number Complete: add suffix "_A" to Body Only DHFI Item number

Dimensions shown may be changed without prior notice

// R1A11MX11M

Cross union DIN 24° Male - Light series

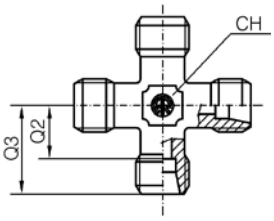

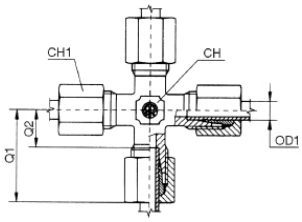

Item Code Body Only	Item Code Complete	DHFI Item number Body Only	OD1	Q1	Q2	Q3	CH	CH1
			mm	mm	mm	mm	mm	mm
1205725	1244005	24-XKL-06	6	27,0	12,0	19,0	12,0	14,0
1205726	1244006	24-XKL-08	8	29,0	14,0	21,0	12,0	17,0
1205727	1242918	24-XKL-10	10	30,0	15,0	22,0	14,0	19,0
1205755	1244007	24-XKL-12	12	32,0	17,0	24,0	17,0	22,0
1205728	1244008	24-XKL-15	15	36,0	21,0	28,0	19,0	27,0
1205729	1244009	24-XKL-18	18	40,0	23,5	31,0	24,0	32,0
1205730	1244010	24-XKL-22	22	44,0	27,5	35,0	27,0	36,0
1211083	1244011	24-XKL-28	28	47,0	30,5	38,0	36,0	41,0
1211084	1244012	24-XKL-35	35	56,0	34,5	45,0	41,0	50,0
1211085	1244013	24-XKL-42	42	63,0	40,0	51,0	50,0	60,0

DHFI Item number Complete: add suffix "_A" to Body Only DHFI Item number

// R1A12MX12M

Cross union DIN 24° Male - Heavy series

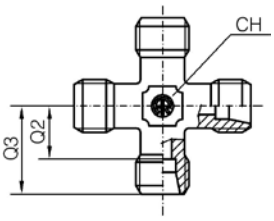

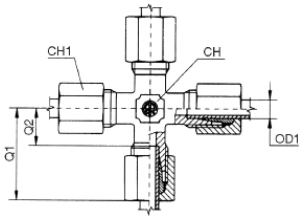

Item Code Body Only	Item Code Complete	DHFI Item number Body Only	OD1	Q1	Q2	Q3	CH	CH1
			mm	mm	mm	mm	mm	mm
1206376	1244379	24-XKS-06	6	31,0	16,0	23,0	12,0	17,0
1206356	1244380	24-XKS-08	8	32,0	17,0	24,0	14,0	19,0
1206308	1244381	24-XKS-10	10	34,0	17,5	25,0	17,0	22,0
1206128	1244382	24-XKS-12	12	38,0	21,5	29,0	17,0	24,0
1206241	1244383	24-XKS-14	14	40,0	22,0	30,0	19,0	27,0
1206242	1244384	24-XKS-16	16	43,0	24,5	33,0	24,0	30,0
1206570	1244385	24-XKS-20	20	48,0	26,5	37,0	27,0	36,0
1206571	1244386	24-XKS-25	25	54,0	30,0	42,0	36,0	46,0
1208138	1244387	24-XKS-30	30	62,0	35,5	49,0	41,0	50,0
1211263	1244388	24-XKS-38	38	72,0	41,0	57,0	50,0	60,0

DHFI Item number Complete: add suffix "_A" to Body Only DHFI Item number

Dimensions shown may be changed without prior notice

// MALE / FEMALE UNION

// R1A11M1113

Reducers DIN 24° pre-assembled - Light series

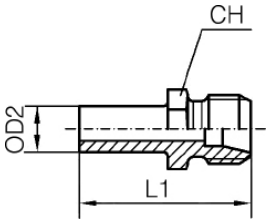

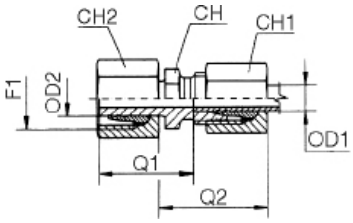

Item Code	DHFI Item number	OD1	OD2	F1	Q1	Q2	L1	CH	CH1	CH2
		mm	mm		mm	mm	mm	mm	mm	mm
1205622	24-XREDL-08-06	6	8	M12X1.5	29,5	30,0	36,5	14,0	14,0	17,0
1205623	24-XREDL-10-06	6	10	M12X1.5	29,5	30,0	36,5	14,0	14,0	19,0
1205617	24-XREDL-12-06	6	12	M12X1.5	29,5	30,0	36,5	14,0	14,0	22,0
1205621	24-XREDL-15-06	6	15	M12X1.5	29,5	29,0	36,5	17,0	14,0	27,0
1205627	24-XREDL-18-06	6	18	M12X1.5	30,5	29,0	37,5	19,0	14,0	32,0
1207824	24-XREDL-22-06	6	22	M12X1.5	33,5	32,0	40,5	24,0	14,0	36,0
1207825	24-XREDL-28-06	6	28	M12X1.5	34,5	33,0	41,5	32,0	14,0	41,0
1210999	24-XREDL-35-06	6	35	M12X1.5	40,5	34,0	47,5	36,0	14,0	50,0
1205624	24-XREDL-10-08	8	10	M14X1.5	29,5	30,0	36,5	17,0	17,0	19,0
1205618	24-XREDL-12-08	8	12	M14X1.5	29,5	30,0	36,5	17,0	17,0	22,0
1205620	24-XREDL-15-08	8	15	M14X1.5	29,5	29,0	36,5	17,0	17,0	27,0
1205628	24-XREDL-18-08	8	18	M14X1.5	30,5	29,0	37,5	19,0	17,0	32,0
1206843	24-XREDL-22-08	8	22	M14X1.5	33,5	32,0	40,5	24,0	17,0	36,0
1207826	24-XREDL-28-08	8	28	M14X1.5	34,5	33,0	41,5	32,0	17,0	41,0
1211000	24-XREDL-35-08	8	35	M14X1.5	40,5	34,0	47,5	36,0	17,0	50,0
1205619	24-XREDL-12-10	10	12	M16X1.5	31,0	31,0	38,0	17,0	19,0	22,0
1205625	24-XREDL-15-10	10	15	M16X1.5	31,0	30,0	38,0	17,0	19,0	27,0
1205629	24-XREDL-18-10	10	18	M16X1.5	32,0	30,0	39,0	19,0	19,0	32,0
1206562	24-XREDL-22-10	10	22	M16X1.5	35,0	33,0	42,0	24,0	19,0	36,0
1207827	24-XREDL-28-10	10	28	M16X1.5	36,0	34,0	43,0	32,0	19,0	41,0
1211001	24-XREDL-35-10	10	35	M16X1.5	42,0	35,0	49,0	36,0	19,0	50,0
1211004	24-XREDL-42-10	10	42	M16X1.5	44,0	36,0	51,0	46,0	19,0	60,0
1205626	24-XREDL-15-12	12	15	M18X1.5	31,0	30,0	38,0	19,0	22,0	27,0
1205630	24-XREDL-18-12	12	18	M18X1.5	32,0	30,0	39,0	19,0	22,0	32,0
1205632	24-XREDL-22-12	12	22	M18X1.5	35,0	33,0	42,0	24,0	22,0	36,0
1205635	24-XREDL-28-12	12	28	M18X1.5	36,0	34,0	43,0	32,0	22,0	41,0
1211002	24-XREDL-35-12	12	35	M18X1.5	42,0	35,0	49,0	36,0	22,0	50,0
1211005	24-XREDL-42-12	12	42	M18X1.5	43,0	36,0	50,0	46,0	22,0	60,0
1205631	24-XREDL-18-15	15	18	M22X1.5	32,5	32,0	39,5	24,0	27,0	32,0
1205633	24-XREDL-22-15	15	22	M22X1.5	35,5	35,0	42,5	24,0	27,0	36,0
1205636	24-XREDL-28-15	15	28	M22X1.5	36,5	35,0	43,5	32,0	27,0	41,0
1211003	24-XREDL-35-15	15	35	M22X1.5	42,5	36,0	49,5	36,0	27,0	50,0
1211006	24-XREDL-42-15	15	42	M22X1.5	44,5	37,0	51,5	46,0	27,0	60,0
1205634	24-XREDL-22-18	18	22	M26X1.5	35,0	35,0	42,5	27,0	32,0	36,0
1205637	24-XREDL-28-18	18	28	M26X1.5	36,0	36,0	43,5	32,0	32,0	41,0
1208154	24-XREDL-35-18	18	35	M26X1.5	42,0	37,0	49,5	36,0	32,0	50,0
1207828	24-XREDL-42-18	18	42	M26X1.5	44,0	38,0	51,5	46,0	32,0	60,0
1205638	24-XREDL-28-22	22	28	M30X2	36,0	38,0	43,5	32,0	36,0	41,0
1205639	24-XREDL-35-22	22	35	M30X2	44,0	39,0	51,5	36,0	36,0	50,0
1205641	24-XREDL-42-22	22	42	M30X2	46,0	40,0	53,5	46,0	36,0	60,0
1205640	24-XREDL-35-28	28	35	M36X2	44,0	39,0	51,5	41,0	41,0	50,0

Dimensions shown may be changed without prior notice

// R1A12M1123

Reducers DIN 24° pre-assembled - Heavy series

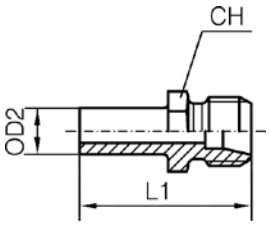

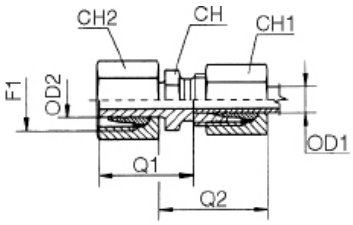

Item Code	DHFI Item number	OD1	OD2	F1	Q1	Q2	L1	CH	CH1	CH2
		mm	mm		mm	mm	mm	mm	mm	mm
1205644	24-XREDS-08-06	6	8	M14X1.5	31,0	31,0	39,0	17,0	17,0	19,0
1205645	24-XREDS-10-06	6	10	M14X1.5	32,0	31,0	39,0	17,0	17,0	22,0
1205647	24-XREDS-12-06	6	12	M14X1.5	33,0	32,0	40,0	17,0	17,0	24,0
1206338	24-XREDS-14-06	6	14	M14X1.5	37,0	34,0	44,0	17,0	17,0	27,0
1206340	24-XREDS-16-06	6	16	M14X1.5	37,0	34,0	44,0	17,0	17,0	30,0
1207857	24-XREDS-20-06	6	20	M14X1.5	43,0	36,0	50,0	22,0	17,0	36,0
1211188	24-XREDS-25-06	6	25	M14X1.5	47,0	38,0	54,0	27,0	17,0	46,0
1211189	24-XREDS-30-06	6	30	M14X1.5	49,0	37,0	56,0	32,0	17,0	50,0
1205646	24-XREDS-10-08	8	10	M16X1.5	32,0	31,0	39,0	17,0	19,0	22,0
1205648	24-XREDS-12-08	8	12	M16X1.5	33,0	32,0	40,0	17,0	19,0	24,0
1205650	24-XREDS-14-08	8	14	M16X1.5	37,0	34,0	44,0	17,0	19,0	27,0
1205653	24-XREDS-16-08	8	16	M16X1.5	37,0	34,0	44,0	17,0	19,0	30,0
1206362	24-XREDS-20-08	8	20	M16X1.5	43,0	36,0	50,0	22,0	19,0	36,0
1206884	24-XREDS-25-08	8	25	M16X1.5	47,0	38,0	54,0	27,0	19,0	46,0
1211190	24-XREDS-30-08	8	30	M16X1.5	49,0	37,0	56,0	32,0	19,0	50,0
1205649	24-XREDS-12-10	10	12	M18X1.5	32,5	33,0	40,0	19,0	22,0	24,0
1205651	24-XREDS-14-10	10	14	M18X1.5	36,5	35,0	44,0	19,0	22,0	27,0
1205654	24-XREDS-16-10	10	16	M18X1.5	36,5	35,0	44,0	19,0	22,0	30,0
1205657	24-XREDS-20-10	10	20	M18X1.5	42,5	37,0	50,0	22,0	22,0	36,0
1205661	24-XREDS-25-10	10	25	M18X1.5	46,5	39,0	54,0	27,0	22,0	46,0
1211191	24-XREDS-30-10	10	30	M18X1.5	48,5	38,0	56,0	32,0	22,0	50,0
1205652	24-XREDS-14-12	12	14	M20X1.5	36,5	35,0	44,0	22,0	24,0	27,0
1205658	24-XREDS-20-12	12	20	M20X1.5	42,5	37,0	50,0	22,0	24,0	36,0
1205662	24-XREDS-25-12	12	25	M20X1.5	46,5	39,0	54,0	27,0	24,0	46,0
1206563	24-XREDS-30-12	12	30	M20X1.5	48,5	38,0	56,0	32,0	24,0	50,0
1205656	24-XREDS-16-14	14	16	M22X1.5	38,0	38,0	46,0	24,0	27,0	30,0
1205659	24-XREDS-20-14	14	20	M22X1.5	44,0	40,0	52,0	24,0	27,0	36,0
1206339	24-XREDS-25-14	14	25	M22X1.5	48,0	42,0	56,0	27,0	27,0	46,0
1206846	24-XREDS-30-14	14	30	M22X1.5	50,0	41,0	58,0	32,0	27,0	50,0
1211195	24-XREDS-38-14	14	38	M22X1.5	57,0	42,0	65,0	41,0	27,0	60,0
1205660	24-XREDS-20-16	16	20	M24X1.5	43,5	40,0	52,0	27,0	30,0	36,0
1205663	24-XREDS-25-16	16	25	M24X1.5	47,5	42,0	56,0	27,0	30,0	46,0
1205665	24-XREDS-30-16	16	30	M24X1.5	49,5	41,0	58,0	32,0	30,0	50,0
1207858	24-XREDS-38-16	16	38	M24X1.5	56,5	42,0	65,0	41,0	30,0	60,0
1205664	24-XREDS-25-20	20	25	M30X2	47,5	45,0	58,0	32,0	36,0	46,0
1205666	24-XREDS-30-20	20	30	M30X2	49,5	45,0	60,0	32,0	36,0	50,0
1205668	24-XREDS-38-20	20	38	M30X2	56,5	46,0	67,0	41,0	36,0	60,0
1205667	24-XREDS-30-25	25	30	M36X2	50,0	48,0	62,0	41,0	46,0	50,0
1205669	24-XREDS-38-25	25	38	M36X2	57,0	49,0	69,0	41,0	46,0	60,0

Dimensions shown may be changed without prior notice

// R1A11M1152

Reducers DIN 24° with O-Ring - Light series

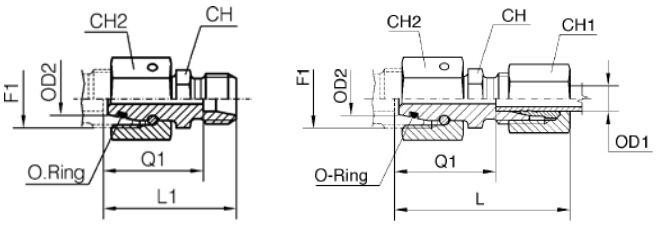

Item Code Body Only	Item Code Complete	DHFI Item number Body Only	OD1	OD2	F1	Q1	CH	CH1	CH2	L	L1
			mm	mm		mm	mm	mm	mm	mm	mm
1211354	1243796	24-XREFL-08-06	6	8	M12X1.5	23,5	12,0	14,0	17,0	38,0	30,5
1211355	1243797	24-XREFL-10-06	6	10	M12X1.5	25,0	14,0	14,0	19,0	40,0	32,0
1211357	1243798	24-XREFL-12-06	6	12	M12X1.5	25,0	17,0	14,0	22,0	40,0	32,0
1211359	1243799	24-XREFL-15-06	6	15	M12X1.5	28,5	19,0	14,0	27,0	43,0	35,5
1211361	1243800	24-XREFL-18-06	6	18	M12X1.5	28,0	24,0	14,0	32,0	43,0	35,0
1211365	1243801	24-XREFL-22-06	6	22	M12X1.5	32,0	27,0	14,0	36,0	47,0	39,0
1211371	1243802	24-XREFL-28-06	6	28	M12X1.5	34,0	32,0	14,0	41,0	49,0	41,0
1211356	1243803	24-XREFL-10-08	8	10	M14X1.5	25,0	14,0	17,0	19,0	40,0	32,0
1208070	1243804	24-XREFL-12-08	8	12	M14X1.5	25,0	17,0	17,0	22,0	40,0	32,0
1208071	1243805	24-XREFL-15-08	8	15	M14X1.5	28,5	19,0	17,0	27,0	43,0	35,5
1211362	1243806	24-XREFL-18-08	8	18	M14X1.5	28,0	24,0	17,0	32,0	43,0	35,0
1211366	1243807	24-XREFL-22-08	8	22	M14X1.5	32,0	27,0	17,0	36,0	47,0	39,0
1211372	1243808	24-XREFL-28-08	8	28	M14X1.5	34,0	32,0	17,0	41,0	49,0	41,0
1211358	1243809	24-XREFL-12-10	10	12	M16X1.5	26,0	17,0	19,0	22,0	41,0	33,0
1208072	1243810	24-XREFL-15-10	10	15	M16X1.5	29,5	19,0	19,0	27,0	44,0	36,5
1211363	1243811	24-XREFL-18-10	10	18	M16X1.5	29,0	24,0	19,0	32,0	44,0	36,0
1211373	1243812	24-XREFL-28-10	10	28	M16X1.5	35,0	32,0	19,0	41,0	50,0	42,0
1211360	1243813	24-XREFL-15-12	12	15	M18X1.5	29,5	19,0	22,0	27,0	44,0	36,5
1208073	1243814	24-XREFL-18-12	12	18	M18X1.5	29,0	24,0	22,0	32,0	44,0	36,0
1211367	1243815	24-XREFL-22-12	12	22	M18X1.5	33,0	27,0	22,0	36,0	48,0	40,0
1211374	1243816	24-XREFL-28-12	12	28	M18X1.5	35,0	32,0	22,0	41,0	50,0	42,0
1211364	1243817	24-XREFL-18-15	15	18	M22X1.5	30,0	24,0	27,0	32,0	45,0	37,0
1211368	1243818	24-XREFL-22-15	15	22	M22X1.5	34,0	27,0	27,0	36,0	49,0	41,0
1211375	1243819	24-XREFL-28-15	15	28	M22X1.5	36,0	32,0	27,0	41,0	51,0	43,0
1211377	1243820	24-XREFL-35-15	15	35	M22X1.5	39,0	41,0	27,0	50,0	54,0	46,0
1211369	1243821	24-XREFL-22-18	18	22	M26X1.5	33,5	27,0	32,0	36,0	50,0	41,0
1208082	1243822	24-XREFL-28-18	18	28	M26X1.5	36,5	32,0	32,0	41,0	52,0	44,0
1211378	1243823	24-XREFL-35-18	18	35	M26X1.5	38,5	41,0	32,0	50,0	55,0	46,0
1211379	1243824	24-XREFL-42-18	18	42	M26X1.5	42,0	50,0	32,0	60,0	58,0	49,5
1211376	1243825	24-XREFL-28-22	22	28	M30X2	37,5	32,0	36,0	41,0	54,0	45,0
1208083	1243826	24-XREFL-35-22	22	35	M30X2	40,5	41,0	36,0	50,0	57,0	48,0
1211380	1243827	24-XREFL-42-22	22	42	M30X2	44,0	50,0	36,0	60,0	60,0	49,5
1211381	1243828	24-XREFL-42-28	28	42	M36X2	44,0	50,0	41,0	60,0	61,0	51,5
1211382	1243829	24-XREFL-42-35	35	42	M45X2	43,0	50,0	50,0	60,0	65,0	53,5

DHFI Item number Complete: add suffix "_A" to Body Only DHFI Item number

Dimensions shown may be changed without prior notice

// R1A12M1162

Reducers DIN 24° with O-Ring - Heavy series

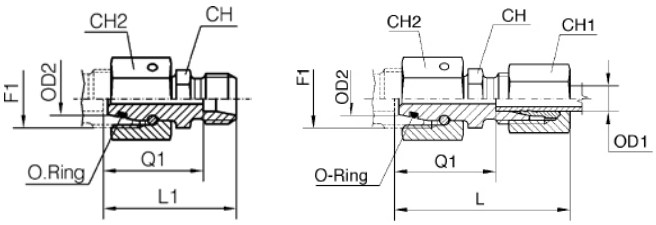

Item Code Body Only	Item Code Complete	DHFI Item number Body Only	OD1	OD2	F1	Q1	CH	CH1	CH2	L	L1
			mm	mm		mm	mm	mm	mm	mm	mm
1211411	1244144	24-XREFS-08-06	6	8	M14X1.5	27,0	14,0	17,0	19,0	42,0	34,0
1211412	1244145	24-XREFS-10-06	6	10	M14X1.5	27,5	17,0	17,0	22,0	42,0	34,5
1211414	1244146	24-XREFS-12-06	6	12	M14X1.5	29,0	17,0	17,0	24,0	44,0	36,0
1211417	1244147	24-XREFS-14-06	6	14	M14X1.5	31,5	19,0	17,0	27,0	46,0	38,5
1207967	1244148	24-XREFS-16-06	6	16	M14X1.5	32,0	22,0	17,0	30,0	47,0	39,0
1211423	1244149	24-XREFS-20-06	6	20	M14X1.5	36,0	27,0	17,0	36,0	51,0	43,0
1211427	1244150	24-XREFS-25-06	6	25	M14X1.5	38,5	32,0	17,0	46,0	53,0	45,5
1211433	1244151	24-XREFS-30-06	6	30	M14X1.5	44,0	41,0	17,0	50,0	59,0	51,0
1211413	1244152	24-XREFS-10-08	8	10	M16X1.5	27,5	17,0	19,0	22,0	42,0	34,5
1211415	1244153	24-XREFS-12-08	8	12	M16X1.5	29,0	17,0	19,0	24,0	44,0	36,0
1211418	1244154	24-XREFS-14-08	8	14	M16X1.5	31,5	19,0	19,0	27,0	46,0	38,5
1211421	1244155	24-XREFS-16-08	8	16	M16X1.5	32,0	22,0	19,0	30,0	47,0	39,0
1211424	1244156	24-XREFS-20-08	8	20	M16X1.5	36,0	27,0	19,0	36,0	51,0	43,0
1211428	1244157	24-XREFS-25-08	8	25	M16X1.5	38,5	32,0	19,0	46,0	53,0	45,5
1211434	1244158	24-XREFS-30-08	8	30	M16X1.5	44,0	41,0	19,0	50,0	59,0	51,0
1211416	1244159	24-XREFS-12-10	10	12	M18X1.5	29,5	19,0	22,0	24,0	46,0	37,0
1211419	1244160	24-XREFS-14-10	10	14	M18X1.5	31,0	19,0	22,0	27,0	47,0	38,5
1208068	1244161	24-XREFS-16-10	10	16	M18X1.5	31,5	22,0	22,0	30,0	48,0	39,0
1211425	1244162	24-XREFS-20-10	10	20	M18X1.5	35,5	27,0	22,0	36,0	52,0	43,0
1211429	1244163	24-XREFS-25-10	10	25	M18X1.5	38,0	32,0	22,0	46,0	54,0	45,5
1211435	1244164	24-XREFS-30-10	10	30	M18X1.5	43,5	41,0	22,0	50,0	60,0	51,0
1211420	1244165	24-XREFS-14-12	12	14	M20X1.5	31,0	22,0	24,0	27,0	47,0	38,5
1242333	1244166	24-XREFS-16-12	12	16	M20X1.5	31,5	22,0	24,0	30,0	48,0	39,0
1208165	1244167	24-XREFS-20-12	12	20	M20X1.5	35,5	27,0	24,0	36,0	52,0	43,0
1211430	1244168	24-XREFS-25-12	12	25	M20X1.5	38,0	32,0	24,0	46,0	54,0	45,5
1211436	1244169	24-XREFS-30-12	12	30	M20X1.5	43,5	41,0	24,0	50,0	60,0	51,0
1211422	1244170	24-XREFS-16-14	14	16	M22X1.5	33,0	24,0	27,0	30,0	51,0	41,0
1211426	1244171	24-XREFS-20-14	14	20	M22X1.5	37,0	27,0	27,0	36,0	55,0	45,0
1211431	1244172	24-XREFS-25-14	14	25	M22X1.5	39,5	32,0	27,0	46,0	57,0	47,5
1211437	1244173	24-XREFS-30-14	14	30	M22X1.5	45,0	41,0	27,0	50,0	63,0	53,0
1211442	1244174	24-XREFS-38-14	14	38	M22X1.5	48,5	50,0	27,0	60,0	66,0	56,5
1208166	1244175	24-XREFS-20-16	16	20	M24X1.5	36,5	27,0	30,0	36,0	55,0	45,0
1208167	1244176	24-XREFS-25-16	16	25	M24X1.5	39,0	32,0	30,0	46,0	57,0	47,5
1211438	1244177	24-XREFS-30-16	16	30	M24X1.5	44,5	41,0	30,0	50,0	63,0	54,0
1211443	1244178	24-XREFS-38-16	16	38	M24X1.5	48,0	50,0	30,0	60,0	66,0	56,5
1211432	1244179	24-XREFS-25-20	20	25	M30X2	39,0	32,0	36,0	46,0	61,0	49,5
1207987	1244180	24-XREFS-30-20	20	30	M30X2	44,5	41,0	36,0	50,0	66,0	55,0
1211444	1244181	24-XREFS-38-20	20	38	M30X2	48,0	50,0	36,0	60,0	70,0	58,5
1207963	1244182	24-XREFS-30-25	25	30	M36X2	45,0	41,0	46,0	50,0	69,0	57,0
1211445	1244183	24-XREFS-38-25	25	38	M36X2	48,5	50,0	46,0	60,0	73,0	60,5
1211446	1244184	24-XREFS-38-30	30	38	M42X2	49,0	50,0	50,0	60,0	76,0	62,5

DHFI Item number Complete: add suffix "_A" to Body Only DHFI Item number

Dimensions shown may be changed without prior notice

// R1A11M4152

45° adjustable elbow connector DIN 24° Male - Female with O-Ring - Light series

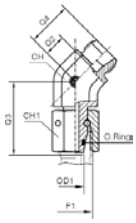

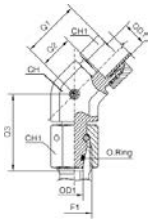

Item Code Body Only	Item Code Complete	DHFI Item number Body Only	OD1	F1	Q1	Q2	Q3	Q4	CH	CH1
			mm		mm	mm	mm	mm	mm	mm
1244869	1244939	24-XEVL-06	6	M12X1.5	24,5	9,5	26,0	16,5	14,0	14,0
1244870	1244940	24-XEVL-08	8	M14X1.5	27,0	12,0	27,5	19,0	14,0	17,0
1241985	1244941	24-XEVL-10	10	M16X1.5	27,0	12,0	29,0	19,0	19,0	19,0
1208305	1244942	24-XEVL-12	12	M18X1.5	29,0	14,0	29,5	21,0	19,0	22,0
1244871	1244943	24-XEVL-15	15	M22X1.5	32,0	17,0	32,5	24,0	22,0	27,0
1244872	1244944	24-XEVL-18	18	M26X1.5	33,0	17,0	35,5	24,5	27,0	32,0
1244873	1244945	24-XEVL-22	22	M30X2	35,5	19,5	38,5	27,0	33,0	36,0
1244874	1244946	24-XEVL-28	28	M36X2	39,0	23,0	41,5	30,5	41,0	41,0
1244875	1244947	24-XEVL-35	35	M45X2	48,0	27,0	51,0	37,5	48,0	50,0
1244876	1244948	24-XEVL-42	42	M52X2	49,0	26,0	56,0	37,0	48,0	60,0

DHFI Item number Complete: add suffix "_A" to Body Only DHFI Item number

// R1A12M4162

45° adjustable elbow connector DIN 24° Male - Female with O-Ring - Heavy series

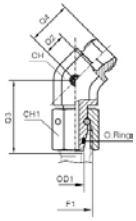

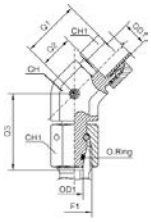

Item Code Body Only	Item Code Complete	DHFI Item number Body Only	OD1	F1	Q1	Q2	Q3	Q4	CH	CH1
			mm		mm	mm	mm	mm	mm	mm
1244894	1245008	24-XEVS-06	6	M14X1.5	26,0	11,0	27,0	18,0	14,0	17,0
1244895	1245009	24-XEVS-08	8	M16X1.5	28,0	13,0	27,5	20,0	19,0	19,0
1244896	1245010	24-XEVS-10	10	M18X1.5	29,0	13,0	30,0	20,5	19,0	22,0
1244897	1245011	24-XEVS-12	12	M20X1.5	33,0	17,0	31,0	24,5	22,0	24,0
1244898	1245012	24-XEVS-16	16	M24X1.5	34,0	16,0	36,5	24,5	27,0	30,0
1244899	1245013	24-XEVS-20	20	M30X2	40,0	19,0	44,5	29,5	33,0	36,0
1244900	1245014	24-XEVS-25	25	M36X2	46,0	22,0	50,0	34,0	41,0	46,0
1244901	1245015	24-XEVS-30	30	M42X2	50,0	24,0	55,0	37,5	48,0	50,0
1244902	1245016	24-XEVS-38	38	M52X2	55,0	24,0	63,0	40,0	48,0	60,0

DHFI Item number Complete: add suffix "_A" to Body Only DHFI Item number

Dimensions shown may be changed without prior notice

// R1A11M9113

90° adjustable elbow connector DIN 24° Male - Female pre-assembled - Light series

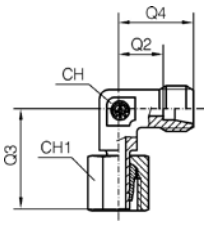

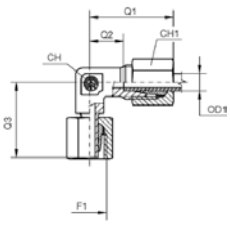

Item Code Body Only	Item Code Complete	DHFI Item number Body Only	OD1	F1	Q1	Q2	Q3	Q4	CH	CH1
			mm		mm	mm	mm	mm	mm	mm
1206164	1241531	24-XEVFL-06	6	M12X1.5	27,0	12,0	26,0	19,0	12,0	14,0
1205536	1240810	24-XEVFL-08	8	M14X1.5	29,0	14,0	27,5	21,0	12,0	17,0
1204070	1240811	24-XEVFL-10	10	M16X1.5	30,0	15,0	29,0	22,0	14,0	19,0
1242246	1241532	24-XEVFL-12	12	M18X1.5	32,0	17,0	29,5	24,0	17,0	22,0
1204072	1241533	24-XEVFL-15	15	M22X1.5	36,0	21,0	32,5	28,0	19,0	27,0
1205756	1243857	24-XEVFL-18	18	M26X1.5	40,0	23,5	35,5	31,0	24,0	32,0
1205731	1243858	24-XEVFL-22	22	M30X2	44,0	27,5	38,5	35,0	27,0	36,0
1206045	1243859	24-XEVFL-28	28	M36X2	47,0	30,5	41,5	38,0	36,0	41,0
1206044	1243860	24-XEVFL-35	35	M45X2	56,0	34,5	51,0	45,0	41,0	50,0
1205535	1241092	24-XEVFL-42	42	M52X2	63,0	40,0	60,0	51,0	50,0	60,0

DHFI Item number Complete: add suffix "_A" to Body Only DHFI Item number

// R1A12M9123

90° adjustable elbow connector DIN 24° Male - Female pre-assembled - Heavy series

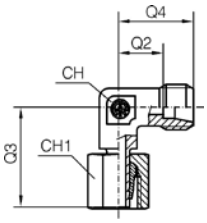

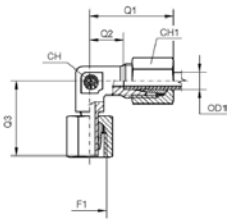

Item Code Body Only	Item Code Complete	DHFI Item number Body Only	OD1	F1	Q1	Q2	Q3	Q4	CH	CH1
			mm		mm	mm	mm	mm	mm	mm
1206278	1244214	24-XEVWS-06	6	M14X1.5	31,0	16,0	27,0	23,0	12,0	17,0
1205732	1244215	24-XEVWS-08	8	M16X1.5	32,0	17,0	27,5	24,0	14,0	19,0
1205563	1244216	24-XEVWS-10	10	M18X1.5	34,0	17,5	30,0	25,0	17,0	22,0
1205757	1244217	24-XEVWS-12	12	M20X1.5	38,0	21,5	31,0	29,0	17,0	24,0
1205733	1244218	24-XEVWS-14	14	M22X1.5	40,0	22,0	35,0	30,0	19,0	27,0
1205532	1244219	24-XEVWS-16	16	M24X1.5	43,0	24,5	36,5	33,0	24,0	30,0
1205533	1244220	24-XEVWS-20	20	M30X2	48,0	26,5	44,5	37,0	27,0	36,0
1205534	1244221	24-XEVWS-25	25	M36X2	54,0	30,0	50,0	42,0	36,0	46,0
1205734	1244222	24-XEVWS-30	30	M42X2	62,0	35,5	55,0	49,0	41,0	50,0
1206412	1244223	24-XEVWS-38	38	M52X2	72,0	41,0	64,5	57,0	50,0	60,0

DHFI Item number Complete: add suffix "_A" to Body Only DHFI Item number

Dimensions shown may be changed without prior notice

// R1A11M9152

90° adjustable elbow connector DIN 24° Male - Female with O-Ring - Light series

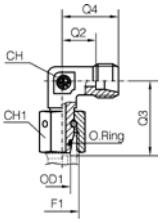

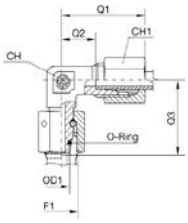

Item Code Body Only	Item Code Complete	DHFI Item number Body Only	OD1	F1	Q1	Q2	Q3	Q4	CH	CH1
			mm		mm	mm	mm	mm	mm	mm
1211396	1243869	24-XEVL-06	6	M12X1.5	27,0	12,0	26,0	20,0	12,0	14,0
1207070	1243870	24-XEVL-08	8	M14X1.5	29,0	14,0	27,5	21,0	12,0	17,0
1244462	1206816	24-XEVL-10	10	M16X1.5	30,0	15,0	29,0	22,5	17,0	19,0
1206852	1243871	24-XEVL-12	12	M18X1.5	32,0	17,0	29,5	24,0	17,0	22,0
1206853	1243872	24-XEVL-15	15	M22X1.5	36,0	21,0	32,5	28,0	19,0	27,0
1206854	1243873	24-XEVL-18	18	M26X1.5	40,0	23,5	35,5	31,0	24,0	32,0
1206855	1243874	24-XEVL-22	22	M30X2	44,0	27,5	38,5	35,0	27,0	36,0
1211397	1243875	24-XEVL-28	28	M36X2	47,0	30,5	41,5	38,0	36,0	41,0
1208087	1243876	24-XEVL-35	35	M45X2	56,0	34,5	51,0	45,0	41,0	50,0
1211398	1243877	24-XEVL-42	42	M52X2	63,0	40,0	56,0	51,0	50,0	60,0

DHFI Item number Complete: add suffix "_A" to Body Only DHFI Item number

// R1A12M9162

90° adjustable elbow connector DIN 24° Male - Female with O-Ring - Heavy series

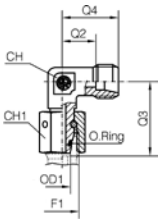

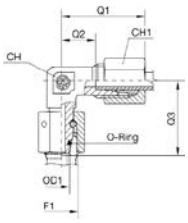

Item Code Body Only	Item Code Complete	DHFI Item number Body Only	OD1	F1	Q1	Q2	Q3	Q4	CH	CH1
			mm		mm	mm	mm	mm	mm	mm
1208183	1244233	24-XEWS-06	6	M14X1.5	31,0	16,0	27,0	23,0	12,0	17,0
1206824	1244234	24-XEWS-08	8	M16X1.5	32,0	17,0	27,5	24,0	14,0	19,0
1211456	1244235	24-XEWS-10	10	M18X1.5	34,0	17,5	30,0	25,0	17,0	22,0
1206823	1244236	24-XEWS-12	12	M20X1.5	38,0	21,5	31,0	29,0	17,0	24,0
1208186	1244237	24-XEWS-14	14	M22X1.5	40,0	22,0	35,0	30,0	19,0	27,0
1207073	1244238	24-XEWS-16	16	M24X1.5	43,0	24,5	36,5	33,0	24,0	30,0
1207074	1244239	24-XEWS-20	20	M30X2	48,0	26,5	44,5	37,0	27,0	36,0
1241699	1207075	24-XEWS-25	25	M36X2	54,0	30,0	50,0	42,0	36,0	46,0
1207076	1244240	24-XEWS-30	30	M42X2	62,0	35,5	55,0	49,0	41,0	50,0
1211457	1244241	24-XEWS-38	38	M52X2	72,0	41,0	63,0	57,0	50,0	60,0

DHFI Item number Complete: add suffix "_A" to Body Only DHFI Item number

Dimensions shown may be changed without prior notice

// R1A11MT113

Branch Tee adjustable elbow connector DIN 24° Male - Female pre-assembled - Light series

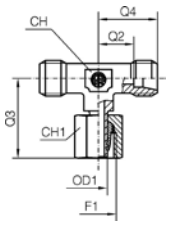

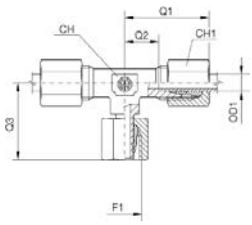

Item Code Body Only	Item Code Complete	DHFI Item number Body Only	OD1	F1	Q1	Q2	Q3	Q4	CH	CH1
			mm		mm	mm	mm	mm	mm	mm
1204222	1243974	24-XEVTL-06	6	M12X1.5	27,0	12,0	26,0	19,0	12,0	14,0
1205477	1241539	24-XEVTL-08	8	M14X1.5	29,0	14,0	27,5	21,0	12,0	17,0
1205735	1241540	24-XEVTL-10	10	M16X1.5	30,0	15,0	29,0	22,0	14,0	19,0
1205522	1241541	24-XEVTL-12	12	M18X1.5	32,0	17,0	29,5	24,0	17,0	22,0
1205676	1243975	24-XEVTL-15	15	M22X1.5	36,0	21,0	32,5	28,0	19,0	27,0
1205758	1243976	24-XEVTL-18	18	M26X1.5	40,0	23,5	35,5	31,0	24,0	32,0
1205736	1243977	24-XEVTL-22	22	M30X2	44,0	27,5	38,5	35,0	27,0	36,0
1206279	1243978	24-XEVTL-28	28	M36X2	47,0	30,5	41,5	38,0	36,0	41,0
1206584	1243979	24-XEVTL-35	35	M45X2	56,0	34,5	51,0	45,0	41,0	50,0
1206585	1243980	24-XEVTL-42	42	M52X2	63,0	40,0	60,0	51,0	50,0	60,0

DHFI Item number Complete: add suffix "_A" to Body Only DHFI Item number

// R1A12MT123

Branch Tee adjustable elbow connector DIN 24° Male - BSPP Male with O-Ring - Heavy series

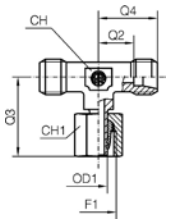

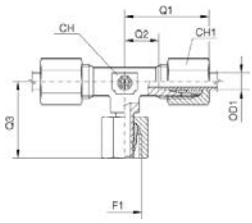

Item Code Body Only	Item Code Complete	DHFI Item number Body Only	OD1	F1	Q1	Q2	Q3	Q4	CH	CH1
			mm		mm	mm	mm	mm	mm	mm
1206355	1244340	24-XEVTS-06	6	M14X1.5	31,0	16,0	27,0	23,0	12,0	17,0
1206373	1244341	24-XEVTS-08	8	M16X1.5	32,0	17,0	27,5	24,0	14,0	19,0
1205581	1244342	24-XEVTS-10	10	M18X1.5	34,0	17,5	30,0	25,0	17,0	22,0
1205737	1244343	24-XEVTS-12	12	M20X1.5	38,0	21,5	31,0	29,0	17,0	24,0
1206280	1244344	24-XEVTS-14	14	M22X1.5	40,0	22,0	35,0	30,0	19,0	27,0
1205738	1244345	24-XEVTS-16	16	M24X1.5	43,0	24,5	36,5	33,0	24,0	30,0
1205739	1244346	24-XEVTS-20	20	M30X2	48,0	26,5	44,5	37,0	27,0	36,0
1206281	1244347	24-XEVTS-25	25	M36X2	54,0	30,0	50,0	42,0	36,0	46,0
1206297	1244348	24-XEVTS-30	30	M42X2	62,0	35,5	55,0	49,0	41,0	50,0
1206587	1244349	24-XEVTS-38	38	M52X2	72,0	41,0	64,5	57,0	50,0	60,0

DHFI Item number Complete: add suffix "_A" to Body Only DHFI Item number

Dimensions shown may be changed without prior notice

// R1A11MT152

Branch Tee adjustable elbow connector DIN 24° Male - Female with O-Ring - Light series

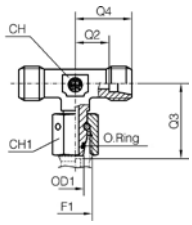

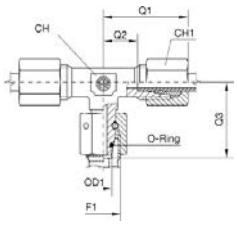

Item Code Body Only	Item Code Complete	DHFI Item number Body Only	OD1	F1	Q1	Q2	Q3	Q4	CH	CH1
			mm		mm	mm	mm	mm	mm	mm
1211350	1243986	24-XETL-06	6	M12X1.5	27,0	12,0	26,0	20,0	12,0	14,0
1208058	1243987	24-XETL-08	8	M14X1.5	29,0	14,0	27,5	21,0	12,0	17,0
1206856	1243988	24-XETL-10	10	M16X1.5	30,0	15,0	29,0	22,5	14,0	19,0
1210689	1241143	24-XETL-12	12	M18X1.5	32,0	17,0	29,5	24,0	17,0	22,0
1208059	1243989	24-XETL-15	15	M22X1.5	36,0	21,0	32,5	28,0	19,0	27,0
1208060	1243990	24-XETL-18	18	M26X1.5	40,0	23,5	35,5	31,0	24,0	32,0
1211351	1243991	24-XETL-22	22	M30X2	44,0	27,5	38,5	35,0	27,0	36,0
1211352	1243992	24-XETL-28	28	M36X2	47,0	30,5	41,5	38,0	36,0	41,0
1208061	1243993	24-XETL-35	35	M45X2	56,0	34,5	51,0	45,0	41,0	50,0
1211353	1243994	24-XETL-42	42	M52X2	63,0	40,0	56,0	51,0	50,0	60,0

DHFI Item number Complete: add suffix "_A" to Body Only DHFI Item number

// R1A12MT162

Branch Tee adjustable elbow connector DIN 24° Male - Female with O-Ring - Heavy series

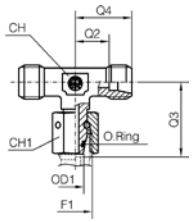

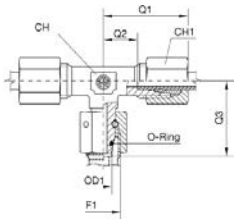

Item Code Body Only	Item Code Complete	DHFI Item number Body Only	OD1	F1	Q1	Q2	Q3	Q4	CH	CH1
			mm		mm	mm	mm	mm	mm	mm
1211404	1244360	24-XETS-06	6	M14X1.5	31,0	16,0	27,0	23,0	12,0	17,0
1211405	1244361	24-XETS-08	8	M16X1.5	32,0	17,0	27,5	24,0	14,0	19,0
1208196	1244362	24-XETS-10	10	M18X1.5	34,0	17,5	30,0	25,0	17,0	22,0
1208197	1244363	24-XETS-12	12	M20X1.5	38,0	21,5	31,0	29,0	17,0	24,0
1211406	1244364	24-XETS-14	14	M22X1.5	40,0	22,0	35,0	30,0	19,0	27,0
1207470	1244365	24-XETS-16	16	M24X1.5	43,0	24,5	36,5	33,0	24,0	30,0
1211407	1244366	24-XETS-20	20	M30X2	48,0	26,5	44,5	37,0	27,0	36,0
1211408	1244367	24-XETS-25	25	M36X2	54,0	30,0	50,0	42,0	36,0	46,0
1211409	1244368	24-XETS-30	30	M42X2	62,0	35,5	55,0	49,0	41,0	50,0
1211410	1244369	24-XETS-38	38	M52X2	72,0	41,0	63,0	57,0	50,0	60,0

DHFI Item number Complete: add suffix "_A" to Body Only DHFI Item number

Dimensions shown may be changed without prior notice

// R1A11ML113

Run Tee adjustable elbow connector DIN 24° Male - Female pre-assembled - Light series

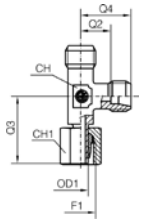

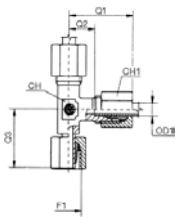

Item Code Body Only	Item Code Complete	DHFI Item number Body Only	OD1	F1	Q1	Q2	Q3	Q4	CH	CH1
			mm		mm	mm	mm	mm	mm	mm
1205478	1241964	24-XEVFL-06	6	M12X1.5	27,0	12,0	26,0	19,0	12,0	14,0
1205479	1241535	24-XEVFL-08	8	M14X1.5	29,0	14,0	27,5	21,0	12,0	17,0
1205677	1241702	24-XEVFL-10	10	M16X1.5	30,0	15,0	29,0	22,0	14,0	19,0
1242248	1241536	24-XEVFL-12	12	M18X1.5	32,0	17,0	29,5	24,0	17,0	22,0
1204221	1241537	24-XEVFL-15	15	M22X1.5	36,0	21,0	32,5	28,0	19,0	27,0
1205529	1243939	24-XEVFL-18	18	M26X1.5	40,0	23,5	35,5	31,0	24,0	32,0
1205759	1243940	24-XEVFL-22	22	M30X2	44,0	27,5	38,5	35,0	27,0	36,0
1206072	1243941	24-XEVFL-28	28	M36X2	47,0	30,5	41,5	38,0	36,0	41,0
1206129	1243942	24-XEVFL-35	35	M45X2	56,0	34,5	51,0	45,0	41,0	50,0
1206586	1243943	24-XEVFL-42	42	M52X2	63,0	40,0	60,0	51,0	50,0	60,0

DHFI Item number Complete: add suffix "_A" to Body Only DHFI Item number

// R1A12ML123

Run Tee adjustable elbow connector DIN 24° Male - Female pre-assembled - Heavy series

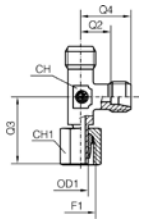

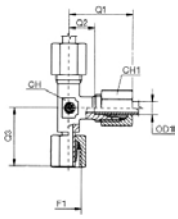

Item Code Body Only	Item Code Complete	DHFI Item number Body Only	OD1	F1	Q1	Q2	Q3	Q4	CH	CH1
			mm		mm	mm	mm	mm	mm	mm
1206354	1244302	24-XEVFS-06	6	M14X1.5	31,0	16,0	27,0	23,0	12,0	17,0
1206367	1244303	24-XEVFS-08	8	M16X1.5	32,0	17,0	27,5	24,0	14,0	19,0
1205580	1244304	24-XEVFS-10	10	M18X1.5	34,0	17,5	30,0	25,0	17,0	22,0
1206179	1244305	24-XEVFS-12	12	M20X1.5	38,0	21,5	31,0	29,0	17,0	24,0
1206130	1244306	24-XEVFS-14	14	M22X1.5	40,0	22,0	35,0	30,0	19,0	27,0
1206010	1244307	24-XEVFS-16	16	M24X1.5	43,0	24,5	36,5	33,0	24,0	30,0
1205678	1244308	24-XEVFS-20	20	M30X2	48,0	26,5	44,5	37,0	27,0	36,0
1206255	1244309	24-XEVFS-25	25	M36X2	54,0	30,0	50,0	42,0	36,0	46,0
1205574	1244310	24-XEVFS-30	30	M42X2	62,0	35,5	55,0	49,0	41,0	50,0
1206588	1244311	24-XEVFS-38	38	M52X2	72,0	41,0	64,5	57,0	50,0	60,0

DHFI Item number Complete: add suffix "_A" to Body Only DHFI Item number

Dimensions shown may be changed without prior notice

// R1A11ML152

Run Tee adjustable elbow connector DIN 24° Male - Female with O-Ring - Light series

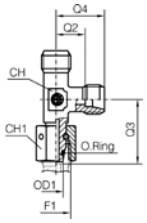

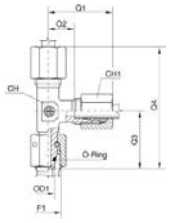

Item Code Body Only	Item Code Complete	DHFI Item number Body Only	OD1	F1	Q1	Q2	Q3	Q4	CH	CH1
			mm		mm	mm	mm	mm	mm	mm
1211347	1243944	24-XEVL-06	6	M12X1.5	27,0	12,0	26,0	20,0	12,0	14,0
1208088	1243945	24-XEVL-08	8	M14X1.5	29,0	14,0	27,5	21,0	12,0	17,0
1206813	1243946	24-XEVL-10	10	M16X1.5	30,0	15,0	29,0	22,5	14,0	19,0
1206889	1243947	24-XEVL-12	12	M18X1.5	32,0	17,0	29,5	24,0	17,0	22,0
1207522	1243948	24-XEVL-15	15	M22X1.5	36,0	21,0	32,5	28,0	19,0	27,0
1208089	1243949	24-XEVL-18	18	M26X1.5	40,0	23,5	35,5	31,0	24,0	32,0
1207518	1243950	24-XEVL-22	22	M30X2	44,0	27,5	38,5	35,0	27,0	36,0
1208090	1243951	24-XEVL-28	28	M36X2	47,0	30,5	41,5	38,0	36,0	41,0
1211348	1243952	24-XEVL-35	35	M45X2	56,0	34,5	51,0	45,0	41,0	50,0
1211349	1243953	24-XEVL-42	42	M52X2	63,0	40,0	56,0	51,0	50,0	60,0

DHFI Item number Complete: add suffix "_A" to Body Only DHFI Item number

// R1A12ML162

Run Tee adjustable elbow connector DIN 24° Male - Female with O-Ring - Heavy series

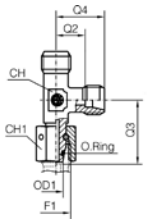

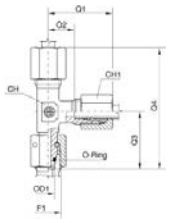

Item Code Body Only	Item Code Complete	DHFI Item number Body Only	OD1	F1	Q1	Q2	Q3	Q4	CH	CH1
			mm		mm	mm	mm	mm	mm	mm
1211400	1244312	24-XEFS-06	6	M14X1.5	31,0	16,0	27,0	23,0	12,0	17,0
1207087	1244313	24-XEFS-08	8	M16X1.5	32,0	17,0	27,5	24,0	14,0	19,0
1211401	1244314	24-XEFS-10	10	M18X1.5	34,0	17,5	30,0	25,0	17,0	22,0
1208190	1244315	24-XEFS-12	12	M20X1.5	38,0	21,5	31,0	29,0	17,0	24,0
1206883	1244316	24-XEFS-14	14	M22X1.5	40,0	22,0	35,0	30,0	19,0	27,0
1211402	1244317	24-XEFS-16	16	M24X1.5	43,0	24,5	36,5	33,0	24,0	30,0
1208193	1244318	24-XEFS-20	20	M30X2	48,0	26,5	44,5	37,0	27,0	36,0
1207086	1244319	24-XEFS-25	25	M36X2	54,0	30,0	50,0	42,0	36,0	46,0
1211403	1244320	24-XEFS-30	30	M42X2	62,0	35,5	55,0	49,0	41,0	50,0
1208194	1244321	24-XEFS-38	38	M52X2	72,0	41,0	63,0	57,0	50,0	60,0

DHFI Item number Complete: add suffix "_A" to Body Only DHFI Item number

Dimensions shown may be changed without prior notice

// BULKHEAD

// R1A11T111M

Straight union DIN 24° Bulkhead - Light series

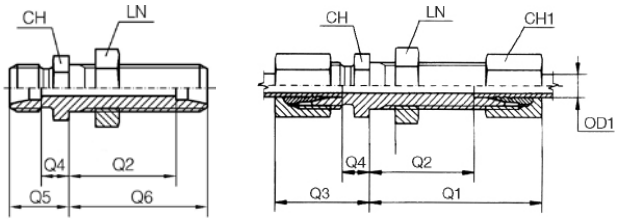

Item Code Body Only	Item Code Complete	DHFI Item number Body Only	OD1	F1	Q1	Q2	Q3	Q4	Q5	CH	CH1	LN
			mm		mm	mm	mm	mm	mm	mm	mm	mm
1206125	1244014	24-XRL-06	6	M12X1.5	42,0	27,0	22,0	7,0	14,0	17,0	14,0	17,0
1205545	1240816	24-XRL-08	8	M14X1.5	42,0	27,0	23,0	8,0	15,0	19,0	17,0	19,0
1206243	1240818	24-XRL-10	10	M16X1.5	43,0	28,0	25,0	10,0	17,0	22,0	19,0	22,0
1205892	1241544	24-XRL-12	12	M18X1.5	44,0	29,0	25,0	10,0	17,0	24,0	22,0	24,0
1205679	1241546	24-XRL-15	15	M22X1.5	46,0	31,0	27,0	12,0	19,0	27,0	27,0	30,0
1206126	1244015	24-XRL-18	18	M26X1.5	49,0	32,5	30,0	13,5	19,0	32,0	32,0	36,0
1205540	1244016	24-XRL-22	22	M30X2	51,0	34,5	33,0	16,5	24,0	36,0	36,0	41,0
1206071	1244017	24-XRL-28	28	M36X2	52,0	35,5	35,0	18,5	26,0	41,0	41,0	46,0
1206244	1244018	24-XRL-35	35	M45X2	58,0	36,5	40,0	18,5	29,0	50,0	50,0	55,0
1207043	1244019	24-XRL-42	42	M52X2	59,0	36,0	42,0	19,0	30,0	60,0	60,0	65,0

DHFI Item number Complete: add suffix "_A" to Body Only DHFI Item number

// R1A12T112M

Straight union DIN 24° Bulkhead - Heavy series

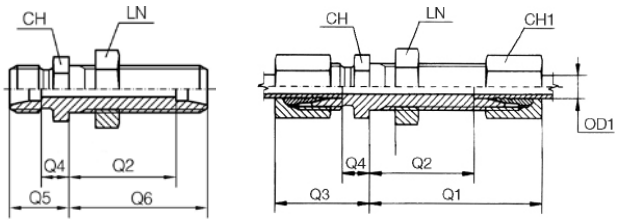

Item Code Body Only	Item Code Complete	DHFI Item number Body Only	OD1	F1	Q1	Q2	Q3	Q4	Q5	CH	CH1	LN
			mm		mm	mm	mm	mm	mm	mm	mm	mm
1206358	1244389	24-XRS-06	6	M14X1.5	44,0	29,0	27,0	12,0	19,0	19,0	17,0	19,0
1205969	1244390	24-XRS-08	8	M16X1.5	44,0	29,0	28,0	13,0	20,0	22,0	19,0	22,0
1206245	1244391	24-XRS-10	10	M18X1.5	46,0	29,5	31,0	14,5	22,0	24,0	22,0	24,0
1206247	1244392	24-XRS-12	12	M20X1.5	47,0	30,5	31,0	14,5	22,0	27,0	24,0	27,0
1206246	1244393	24-XRS-14	14	M22X1.5	50,0	32,0	35,0	17,0	25,0	30,0	27,0	30,0
1205970	1243660	24-XRS-16	16	M24X1.5	50,0	31,5	35,0	16,5	25,0	32,0	30,0	32,0
1205957	1244394	24-XRS-20	20	M30X2	55,0	33,5	39,0	17,5	28,0	41,0	36,0	41,0
1206127	1244395	24-XRS-25	25	M36X2	59,0	35,0	44,0	20,0	32,0	46,0	46,0	46,0
1205575	1244396	24-XRS-30	30	M42X2	64,0	37,5	48,0	21,5	35,0	50,0	50,0	50,0
1206417	1244397	24-XRS-38	38	M52X2	68,0	37,0	53,0	22,0	38,0	65,0	60,0	65,0

DHFI Item number Complete: add suffix "_A" to Body Only DHFI Item number

Dimensions shown may be changed without prior notice

// R1A11T911M

90° union DIN 24° Bulkhead - Light series

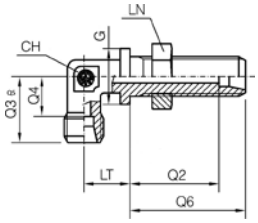

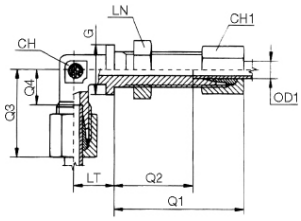

Item Code Body Only	Item Code Complete	DHFI Item number Body Only	OD1	F1	Q1	Q2	Q3	Q4	Q5	LT	CH	CH1	LN
			mm		mm	mm	mm	mm	mm	mm	mm	mm	mm
1206248	1241547	24-XWRL-06	6	M12X1.5	42,0	27,0	27,0	12,0	19,0	14,0	12,0	14,0	17,0
1206249	1241548	24-XWRL-08	8	M14X1.5	42,0	27,0	29,0	14,0	21,0	17,0	12,0	17,0	19,0
1206250	1241549	24-XWRL-10	10	M16X1.5	43,0	28,0	30,0	15,0	22,0	18,0	14,0	19,0	22,0
1206251	1244020	24-XWRL-12	12	M18X1.5	44,0	29,0	32,0	17,0	24,0	20,0	17,0	22,0	24,0
1205686	1244021	24-XWRL-15	15	M22X1.5	46,0	31,0	36,0	21,0	28,0	23,0	19,0	27,0	30,0
1206252	1244022	24-XWRL-18	18	M26X1.5	49,0	32,5	40,0	23,5	31,0	24,0	24,0	32,0	36,0
1206253	1244023	24-XWRL-22	22	M30X2	51,0	34,5	44,0	27,5	35,0	30,0	27,0	36,0	41,0
1206357	1244024	24-XWRL-28	28	M36X2	52,0	35,5	47,0	30,5	38,0	34,0	36,0	41,0	46,0
1206254	1244025	24-XWRL-35	35	M45X2	58,0	36,5	56,0	34,5	45,0	39,0	41,0	50,0	55,0
1206820	1244026	24-XWRL-42	42	M52X2	59,0	36,0	63,0	40,0	51,0	43,0	50,0	60,0	65,0

DHFI Item number Complete: add suffix "_A" to Body Only DHFI Item number

// R1A12T912M

90° union DIN 24° Bulkhead - Heavy series

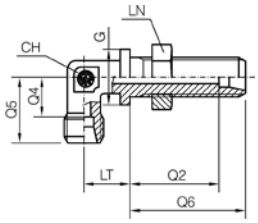

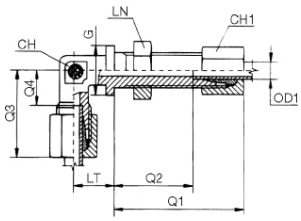

Item Code Body Only	Item Code Complete	DHFI Item number Body Only	OD1	F1	Q1	Q2	Q3	Q4	Q5	LT	CH	CH1	LN
			mm		mm	mm	mm	mm	mm	mm	mm	mm	mm
1207147	1244398	R1A12T912M-0606	6	M14X1.5	44,0	29,0	31,0	16,0	23,0	17,0	12,0	17,0	19,0
1206374	1244399	R1A12T912M-0808	8	M16X1.5	44,0	29,0	32,0	17,0	24,0	18,0	14,0	19,0	22,0
1206256	1244400	R1A12T912M-1010	10	M18X1.5	46,0	29,5	34,0	17,5	25,0	20,0	17,0	22,0	24,0
1206260	1244401	R1A12T912M-1212	12	M20X1.5	47,0	30,5	38,0	21,5	29,0	21,0	17,0	24,0	27,0
1206257	1244402	R1A12T912M-1414	14	M22X1.5	50,0	32,0	40,0	22,0	30,0	23,0	19,0	27,0	30,0
1206258	1243661	R1A12T912M-1616	16	M24X1.5	50,0	31,5	43,0	24,5	33,0	24,0	24,0	30,0	32,0
1206259	1244403	R1A12T912M-2020	20	M30X2	55,0	33,5	48,0	26,5	37,0	30,0	27,0	36,0	41,0
1206261	1244404	R1A12T912M-2525	25	M36X2	59,0	35,0	54,0	30,0	42,0	34,0	36,0	46,0	46,0
1207148	1244405	R1A12T912M-3030	30	M42X2	64,0	37,5	62,0	35,5	49,0	39,0	41,0	50,0	50,0
1207149	1244406	R1A12T912M-3838	38	M52X2	68,0	37,0	72,0	41,0	57,0	43,0	50,0	60,0	65,0

DHFI Item number Complete: add suffix "_A" to Body Only DHFI Item number

Dimensions shown may be changed without prior notice

// METRIC

// R1A11M150M

Straight connector DIN 24° Male - Metric cylindric Male - Light series

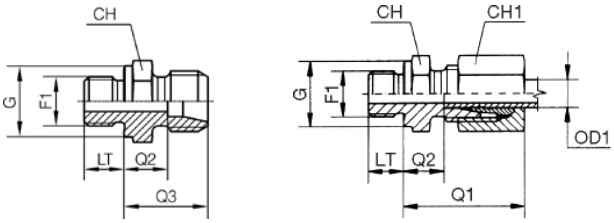

Item Code Body Only	Item Code Complete	DHFI Item number Body Only	OD1	F1	Q1	Q2	Q3	CH	CH1	LT	G
			mm		mm	mm	mm	mm	mm	mm	mm
1205809	1243830	24-XBL-06M	6	M10X1.0	23,0	8,5	15,5	14,0	14,0	8,0	14,0
1205684	1243831	24-XBL-08M	8	M12X1.5	25,0	10,0	17,0	17,0	17,0	12,0	17,0
1205556	1243832	24-XBL-10M	10	M14X1.5	26,0	11,0	18,0	19,0	19,0	12,0	19,0
1203520	1243833	24-XBL-12M	12	M16X1.5	27,0	12,5	19,5	22,0	22,0	12,0	21,0
1205557	1243834	24-XBL-15M	15	M18X1.5	29,0	14,0	20,5	24,0	27,0	14,0	23,0
1206006	1243835	24-XBL-18M	18	M22X1.5	31,0	14,5	22,0	27,0	32,0	14,0	27,0
1205812	1243836	24-XBL-22M	22	M26X1.5	33,0	16,5	24,0	32,0	36,0	16,0	31,0
1206534	1243837	24-XBL-28M	28	M33X2.0	34,0	17,5	25,0	41,0	41,0	18,0	39,0
1208162	1243838	24-XBL-35M	35	M42X2	39,0	17,5	28,0	50,0	50,0	20,0	49,0
1207814	1243839	24-XBL-42M	42	M48X2.0	42,0	19,0	30,0	55,0	60,0	22,0	55,0

DHFI Item number Complete: add suffix "_A" to Body Only DHFI Item number

// R1A12M150M

Straight connector DIN 24° Male - Metric cylindric Male - Heavy series

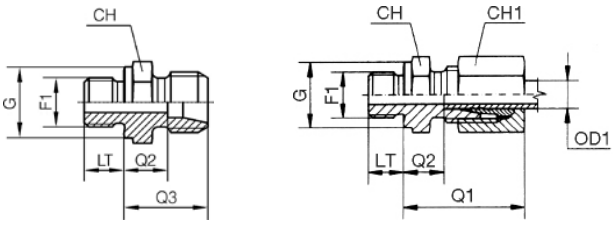

Item Code Body Only	Item Code Complete	DHFI Item number Body Only	OD1	F1	Q1	Q2	Q3	CH	CH1	LT	G
			mm		mm	mm	mm	mm	mm	mm	mm
1206225	1244185	24-XBS-06M	6	M12X1.5	28,0	13,0	20,0	17,0	17,0	12,0	17,0
1206226	1244186	24-XBS-08M	8	M14X1.5	30,0	15,0	22,0	19,0	19,0	12,0	19,0
1205971	1244187	24-XBS-10M	10	M16X1.5	31,0	15,0	22,5	22,0	22,0	12,0	21,0
1205813	1244188	24-XBS-12M	12	M18X1.5	33,0	17,0	24,5	24,0	24,0	12,0	23,0
1205814	1244189	24-XBS-14M	14	M20X1.5	37,0	19,0	27,0	27,0	27,0	14,0	25,0
1205815	1244190	24-XBS-16M	16	M22X1.5	37,0	18,5	27,0	27,0	30,0	14,0	27,0
1205816	1244191	24-XBS-20M	20	M27X2	42,0	20,5	31,0	32,0	36,0	16,0	32,0
1205817	1244192	24-XBS-25M	25	M33X2.0	47,0	23,0	35,0	41,0	46,0	18,0	39,0
1211293	1244193	24-XBS-30M	30	M42X2	50,0	23,5	37,0	50,0	50,0	20,0	49,0
1211294	1244194	24-XBS-38M	38	M48X2.0	57,0	26,0	42,0	55,0	60,0	22,0	55,0

DHFI Item number Complete: add suffix "_A" to Body Only DHFI Item number

Dimensions shown may be changed without prior notice

// R1A11M950M

90° elbow connector DIN 24° Male - Metric cylindric Male - Light series

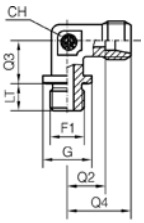

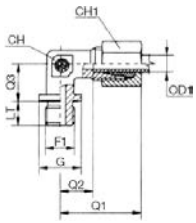

Item Code Body Only	Item Code Complete	DHFI Item number Body Only	OD1	F1	Q1	Q2	Q3	Q4	CH	CH1	LT	G
			mm		mm	mm	mm	mm	mm	mm	mm	mm
1211163	1243878	R1A11M950M-2226	22	M26X1.5	44,0	27,5	26,0	35,0	27,0	36,0	16,0	31,0
1211164	1243879	R1A11M950M-2833	28	M33X2.0	47,0	30,5	30,0	38,0	36,0	41,0	18,0	39,0
1211165	1243880	R1A11M950M-3542	35	M42X2	56,0	34,5	34,0	45,0	41,0	50,0	20,0	49,0
1211166	1243881	R1A11M950M-4248	42	M48X2.0	63,0	40,0	39,0	51,0	50,0	60,0	22,0	55,0

DHFI Item number Complete: add suffix "_A" to Body Only DHFI Item number

// R1A12M950M

90° elbow connector DIN 24° Male - Metric cylindric Male - Heavy series

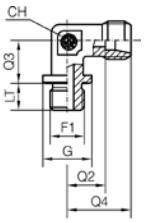

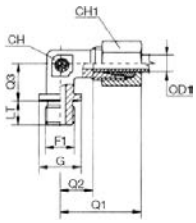

Item Code Body Only	Item Code Complete	DHFI Item number Body Only	OD1	F1	Q1	Q2	Q3	Q4	CH	CH1	LT	G
			mm		mm	mm	mm	mm	mm	mm	mm	mm
1211320	1244242	R1A12M950M-2027	20	M27X2	48,0	26,5	26,0	37,0	27,0	36,0	16,0	32,0
1211321	1244243	R1A12M950M-2533	25	M33X2.0	54,0	31,0	30,0	42,0	36,0	46,0	18,0	39,0
1211322	1244244	R1A12M950M-3042	30	M42X2	62,0	35,5	34,0	49,0	41,0	50,0	20,0	49,0
1211323	1244245	R1A12M950M-3848	38	M48X2.0	72,0	41,0	39,0	57,0	50,0	60,0	22,0	55,0

DHFI Item number Complete: add suffix "_A" to Body Only DHFI Item number

Dimensions shown may be changed without prior notice

// R1A11M452Q

45° adjustable elbow connector DIN 24° Male - Metric Male with O-Ring and retaining ring - Light series

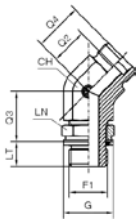

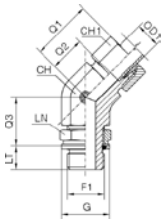

Item Code Body Only	Item Code Complete	DHFI Item number Body Only	OD1	F1	Q1	Q2	Q3	Q4	CH	CH1	LN	LT	G
			mm		mm	mm	mm	mm	mm	mm	mm	mm	mm
1244877	1244949	24-XEVL-06M	6	M10X1.0	29,0	14,0	20,0	21,0	14,0	14,0	14,0	7,5	15,0
1244878	1244950	24-XEVL-08M	8	M12X1.5	31,0	16,0	22,5	23,0	14,0	17,0	17,0	9,5	18,0
1239701	1244951	24-XEVL-10M	10	M14X1.5	32,0	17,0	25,5	24,0	19,0	19,0	19,0	9,5	20,0
1244879	1244952	24-XEVL-12M	12	M16X1.5	34,0	19,0	26,0	26,0	19,0	22,0	22,0	10,0	23,0
1244880	1244953	24-XEVL-15M	15	M18X1.5	36,0	21,0	30,0	28,0	22,0	27,0	24,0	11,0	25,0
1244881	1244954	24-XEVL-18M	18	M22X1.5	40,0	24,0	34,0	31,5	27,0	32,0	27,0	11,0	28,0
1244882	1244955	24-XEVL-22M	22	M27X2	44,0	28,0	36,0	35,5	33,0	36,0	32,0	13,5	33,0
1244883	1244956	24-XEVL-28M	28	M33X2.0	47,0	31,0	40,5	38,5	41,0	41,0	41,0	13,5	41,0
1244884	1244957	24-XEVL-35M	35	M42X2	59,0	38,0	48,5	48,5	48,0	50,0	50,0	13,5	51,0
1244885	1244958	24-XEVL-42M	42	M48X2.0	61,0	38,0	50,0	49,0	48,0	60,0	55,0	15,0	56,0

DHFI Item number Complete: add suffix "_A" to Body Only DHFI Item number

// R1A12M452Q

45° adjustable elbow connector DIN 24° Male - Metric Male with O-Ring and retaining ring - Heavy series

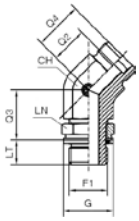

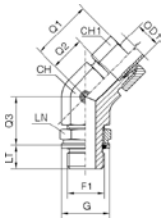

Item Code Body Only	Item Code Complete	DHFI Item number Body Only	OD1	F1	Q1	Q2	Q3	Q4	CH	CH1	LN	LT	G
			mm		mm	mm	mm	mm	mm	mm	mm	mm	mm
1244903	1245017	24-XEVS-06M	6	M12X1.5	30,5	15,5	23,5	22,5	14,0	17,0	17,0	9,5	18,0
1244904	1245018	24-XEVS-08M	8	M14X1.5	33,0	18,0	26,5	25,0	19,0	19,0	19,0	9,5	20,0
1237052	1245019	24-XEVS-10M	10	M16X1.5	34,0	18,0	27,0	25,5	19,0	22,0	22,0	11,0	23,0
1244905	1245020	24-XEVS-12M	12	M18X1.5	38,0	22,0	30,5	29,5	22,0	24,0	24,0	12,5	25,0
1244906	1245021	24-XEVS-16M	16	M22X1.5	43,0	25,0	37,0	33,5	27,0	30,0	27,0	13,0	28,0
1237053	1245022	24-XEVS-20M	20	M27X2	49,0	28,0	39,5	38,5	33,0	36,0	32,0	14,0	33,0
1244907	1245023	24-XEVS-25M	25	M33X2.0	54,5	30,5	43,0	42,5	41,0	46,0	41,0	14,0	41,0
1244908	1245024	24-XEVS-30M	30	M42X2	62,0	36,0	52,0	49,5	48,0	50,0	50,0	16,0	51,0
1244909	1245025	24-XEVS-38M	38	M48X2.0	65,0	34,0	51,0	50,0	48,0	60,0	55,0	18,0	56,0

DHFI Item number Complete: add suffix "_A" to Body Only DHFI Item number

Dimensions shown may be changed without prior notice

// R1A11M952Q

90° adjustable elbow connector DIN 24° Male - Metric Male with O-Ring and retaining ring - Light series

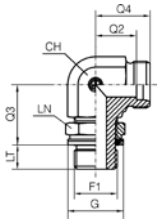

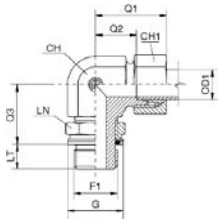

Item Code Body Only	Item Code Complete	DHFI Item number Body Only	OD1	F1	Q1	Q2	Q3	Q4	CH	CH1	LN	LT	G
			mm		mm	mm	mm	mm	mm	mm	mm	mm	mm
1242471	1243882	24-XOCL-06M	6	M10X1.0	29,0	14,0	20,0	21,0	14,0	14,0	14,0	7,5	15,0
1231361	1243883	24-XOCL-08M	8	M12X1.5	31,0	16,0	22,5	23,0	14,0	17,0	17,0	9,5	18,0
1231362	1243884	24-XOCL-10M	10	M14X1.5	32,0	17,0	25,5	24,0	19,0	19,0	19,0	9,5	20,0
1242472	1243885	24-XOCL-12M	12	M16X1.5	34,0	19,0	26,0	26,0	19,0	22,0	22,0	10,0	23,0
1231363	1243886	24-XOCL-15M	15	M18X1.5	36,0	21,0	30,0	28,0	22,0	27,0	24,0	11,0	25,0
1242473	1243887	24-XOCL-18M	18	M22X1.5	40,0	24,0	34,0	31,5	27,0	32,0	27,0	11,0	28,0
1237041	1243888	24-XOCL-22M	22	M27X2	44,0	28,0	36,0	35,5	33,0	36,0	32,0	13,5	33,0
1231364	1243889	24-XOCL-28M	28	M33X2.0	47,0	31,0	40,5	38,5	41,0	41,0	41,0	13,5	41,0
1231365	1243890	24-XOCL-35M	35	M42X2	59,0	38,0	48,5	48,5	48,0	50,0	50,0	13,5	51,0
1242474	1243891	24-XOCL-42M	42	M48X2.0	61,0	38,0	50,0	49,0	48,0	60,0	55,0	15,0	56,0

DHFI Item number Complete: add suffix "_A" to Body Only DHFI Item number

// R1A12M952Q

90° adjustable elbow connector DIN 24° Male - Metric Male with O-Ring and retaining ring - Heavy series

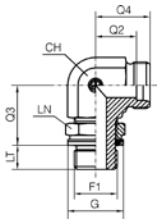

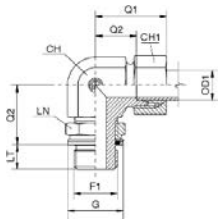

Item Code Body Only	Item Code Complete	DHFI Item number Body Only	OD1	F1	Q1	Q2	Q3	Q4	CH	CH1	LN	LT	G
			mm		mm	mm	mm	mm	mm	mm	mm	mm	mm
1231379	1244246	24-XOCS-06M	6	M12X1.5	30,5	15,5	23,5	22,5	14,0	17,0	17,0	9,5	18,0
1216243	1244247	24-XOCS-08M	8	M14X1.5	33,0	18,0	26,5	25,0	19,0	19,0	19,0	9,5	20,0
1242475	1244248	24-XOCS-10M	10	M16X1.5	34,0	18,0	27,0	25,5	19,0	22,0	22,0	11,0	23,0
1242476	1244249	24-XOCS-12M	12	M18X1.5	38,0	22,0	30,5	29,5	22,0	24,0	24,0	12,5	25,0
1242477	1244250	24-XOCS-16M	16	M22X1.5	43,0	25,0	37,0	33,5	27,0	30,0	27,0	13,0	28,0
1211329	1244251	24-XOCS-20M	20	M27X2	49,0	28,0	39,5	38,5	33,0	36,0	32,0	14,0	33,0
1242478	1244252	24-XOCS-25M	25	M33X2.0	54,5	30,5	43,0	42,5	41,0	46,0	41,0	14,0	41,0
1242479	1244253	24-XOCS-30M	30	M42X2	62,0	36,0	52,0	49,5	48,0	50,0	50,0	16,0	51,0
1242480	1244254	24-XOCS-38M	38	M48X2.0	65,0	34,0	51,0	50,0	48,0	60,0	55,0	18,0	56,0

DHFI Item number Complete: add suffix "_A" to Body Only DHFI Item number

Dimensions shown may be changed without prior notice

// R1A11MT52Q

Branch Tee adjustable elbow connector DIN 24° Male - Metric Male with O-Ring and retaining ring - Light series

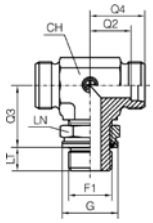

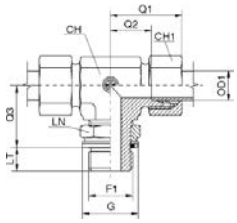

Item Code Body Only	Item Code Complete	DHFI Item number Body Only	OD1	F1	Q1	Q2	Q3	Q4	CH	CH1	LN	LT	G
			mm		mm	mm	mm	mm	mm	mm	mm	mm	mm
1242481	1243995	R1A11MT52Q-0610	6	M12X1.5	29,0	14,0	20,0	21,0	14,0	14,0	14,0	7,5	15,0
1242482	1243996	R1A11MT52Q-0812	8	M14X1.5	31,0	16,0	22,5	23,0	14,0	17,0	17,0	9,5	18,0
1242483	1243997	R1A11MT52Q-1014	10	M16X1.5	32,0	17,0	25,5	24,0	19,0	19,0	19,0	9,5	20,0
1242484	1243998	R1A11MT52Q-1216	12	M18X1.5	34,0	19,0	26,0	26,0	19,0	22,0	22,0	10,0	23,0
1242485	1243999	R1A11MT52Q-1518	15	M22X1.5	36,0	21,0	30,0	28,0	22,0	27,0	24,0	11,0	25,0
1242486	1244000	R1A11MT52Q-1822	18	M26X1.5	40,0	24,0	34,0	31,5	27,0	32,0	27,0	11,0	28,0
1242487	1244001	R1A11MT52Q-2227	22	M30X2	44,0	28,0	36,0	35,5	33,0	36,0	32,0	13,5	33,0
1242488	1244002	R1A11MT52Q-2833	28	M36X2	47,0	31,0	40,5	38,5	41,0	41,0	41,0	13,5	41,0
1242489	1244003	R1A11MT52Q-3542	35	M45X2	59,0	38,0	48,5	48,5	48,0	50,0	50,0	13,5	51,0
1237043	1244004	R1A11MT52Q-4248	42	M52X2	61,0	38,0	50,0	49,0	48,0	60,0	55,0	15,0	56,0

DHFI Item number Complete: add suffix "_A" to Body Only DHFI Item number

// R1A12MT52Q

Branch Tee adjustable elbow connector DIN 24° Male - Metric Male with O-Ring and retaining ring - Heavy series

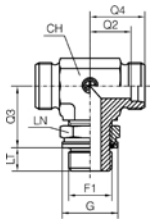

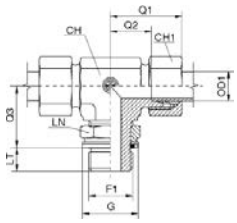

Item Code Body Only	Item Code Complete	DHFI Item number Body Only	OD1	F1	Q1	Q2	Q3	Q4	CH	CH1	LN	LT	G
			mm		mm	mm	mm	mm	mm	mm	mm	mm	mm
1242490	1244370	R1A12MT52Q-0612	6	M14X1.5	30,5	15,5	23,5	22,5	14,0	17,0	17,0	9,5	18,0
1242491	1244371	R1A12MT52Q-0814	8	M16X1.5	33,0	18,0	26,5	25,0	19,0	19,0	19,0	9,5	20,0
1242492	1244372	R1A12MT52Q-1016	10	M18X1.5	34,0	18,0	27,0	25,5	19,0	22,0	22,0	11,0	23,0
1242493	1244373	R1A12MT52Q-1218	12	M20X1.5	38,0	22,0	30,5	29,5	22,0	24,0	24,0	12,5	25,0
1242494	1244374	R1A12MT52Q-1622	16	M24X1.5	43,0	25,0	37,0	33,5	27,0	30,0	27,0	13,0	28,0
1242495	1244375	R1A12MT52Q-2027	20	M30X2	49,0	28,0	39,5	38,5	33,0	36,0	32,0	14,0	33,0
1242496	1244376	R1A12MT52Q-2533	25	M36X2	54,5	30,5	43,0	42,5	41,0	46,0	41,0	14,0	41,0
1242497	1244377	R1A12MT52Q-3042	30	M42X2	62,0	36,0	52,0	49,5	48,0	50,0	50,0	16,0	51,0
1242498	1244378	R1A12MT52Q-3848	38	M52X2	65,0	34,0	51,0	50,0	48,0	60,0	55,0	18,0	56,0

DHFI Item number Complete: add suffix "_A" to Body Only DHFI Item number

Dimensions shown may be changed without prior notice

// R1A11ML52Q

Run Tee adjustable elbow connector DIN 24° Male - Metric Male with O-Ring and retaining ring - Light series

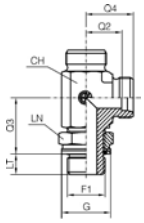

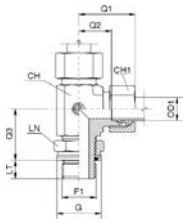

Item Code Body Only	Item Code Complete	DHFI Item number Body Only	OD1	F1	Q1	Q2	Q3	Q4	CH	CH1	LN	LT	G
			mm		mm	mm	mm	mm	mm	mm	mm	mm	mm
1242499	1243954	R1A11ML52Q-0610	6	M10X1.0	29,0	14,0	20,0	21,0	14,0	14,0	14,0	7,5	15,0
1242500	1243955	R1A11ML52Q-0812	8	M12X1.5	31,0	16,0	22,5	23,0	14,0	17,0	17,0	9,5	18,0
1242501	1243956	R1A11ML52Q-1014	10	M14X1.5	32,0	17,0	25,5	24,0	19,0	19,0	19,0	9,5	20,0
1242502	1243957	R1A11ML52Q-1216	12	M16X1.5	34,0	19,0	26,0	26,0	19,0	22,0	22,0	10,0	23,0
1242503	1243958	R1A11ML52Q-1518	15	M18X1.5	36,0	21,0	30,0	28,0	22,0	27,0	24,0	11,0	25,0
1242504	1243959	R1A11ML52Q-1822	18	M22X1.5	40,0	24,0	34,0	31,5	27,0	32,0	27,0	11,0	28,0
1242505	1243960	R1A11ML52Q-2227	22	M27X2	44,0	28,0	36,0	35,5	33,0	36,0	32,0	13,5	33,0
1242506	1243961	R1A11ML52Q-2833	28	M33X2.0	47,0	31,0	40,5	38,5	41,0	41,0	41,0	13,5	41,0
1242507	1243962	R1A11ML52Q-3542	35	M42X2	59,0	38,0	48,5	48,5	48,0	50,0	50,0	13,5	51,0
1242508	1243963	R1A11ML52Q-4248	42	M48X2.0	61,0	38,0	50,0	49,0	48,0	60,0	55,0	15,0	56,0

DHFI Item number Complete: add suffix "_A" to Body Only DHFI Item number

// R1A12ML52Q

Run Tee adjustable elbow connector DIN 24° Male - Metric Male with O-Ring and retaining ring - Heavy series

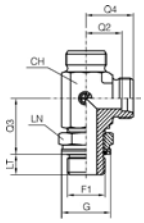

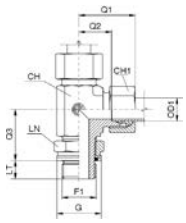

Item Code Body Only	Item Code Complete	DHFI Item number Body Only	OD1	F1	Q1	Q2	Q3	Q4	CH	CH1	LN	LT	G
			mm		mm	mm	mm	mm	mm	mm	mm	mm	mm
1242509	1244322	R1A12ML52Q-0612	6	M12X1.5	30,5	15,5	23,5	22,5	14,0	17,0	17,0	9,5	18,0
1242510	1244323	R1A12ML52Q-0814	8	M14X1.5	33,0	18,0	26,5	25,0	19,0	19,0	19,0	9,5	20,0
1242511	1244324	R1A12ML52Q-1016	10	M16X1.5	34,0	18,0	27,0	25,5	19,0	22,0	22,0	11,0	23,0
1242512	1244325	R1A12ML52Q-1218	12	M18X1.5	38,0	22,0	30,5	29,5	22,0	24,0	24,0	12,5	25,0
1242513	1244326	R1A12ML52Q-1622	16	M22X1.5	43,0	25,0	37,0	33,5	27,0	30,0	27,0	13,0	28,0
1242514	1244327	R1A12ML52Q-2027	20	M27X2	49,0	28,0	39,5	38,5	33,0	36,0	32,0	14,0	33,0
1242515	1244328	R1A12ML52Q-2533	25	M33X2.0	54,5	30,5	43,0	45,5	41,0	46,0	41,0	14,0	41,0
1242516	1244329	R1A12ML52Q-3042	30	M42X2	62,0	36,0	52,0	49,5	48,0	50,0	50,0	16,0	51,0
1242517	1244330	R1A12ML52Q-3848	38	M48X2.0	65,0	34,0	51,0	50,0	48,0	60,0	55,0	18,0	56,0

DHFI Item number Complete: add suffix "_A" to Body Only DHFI Item number

Dimensions shown may be changed without prior notice

// R1A11M152I

Straight connector DIN 24° Male - Metric cylindric Male with elastomer - Light series

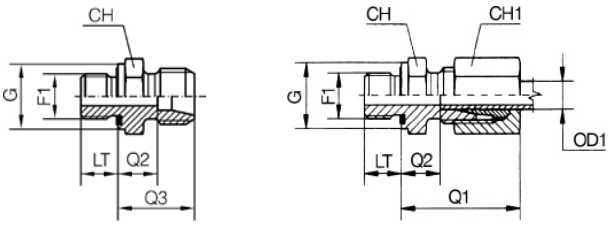

Item Code Body Only	Item Code Complete	DHFI Item number Body Only	OD1	F1	Q1	Q2	Q3	CH	CH1	LT	G
			mm		mm	mm	mm	mm	mm	mm	mm
1206135	1241558	24-XBEDL-06M	6	M10X1.0	23,0	8,5	15,5	14,0	14,0	8,0	14,0
1206136	1241700	24-XBEDL-08M	8	M12X1.5	25,0	10,0	17,0	17,0	17,0	12,0	17,0
1206137	1243840	24-XBEDL-10M	10	M14X1.5	26,0	11,0	18,0	19,0	19,0	12,0	19,0
1206163	1243841	24-XBEDL-12M	12	M16X1.5	27,0	12,5	19,5	22,0	22,0	12,0	22,0
1206138	1243842	24-XBEDL-15M	15	M18X1.5	29,0	14,0	20,5	24,0	27,0	14,0	24,0
1206085	1243843	24-XBEDL-18M	18	M22X1.5	31,0	14,5	22,0	27,0	32,0	14,0	27,0
1206284	1243844	24-XBEDL-22M	22	M26X1.5	33,0	16,5	24,0	32,0	36,0	16,0	32,0
1207004	1243845	24-XBEDL-28M	28	M33X2.0	34,0	17,5	25,0	41,0	41,0	18,0	40,0
1207005	1243846	24-XBEDL-35M	35	M42X2	39,0	17,5	28,0	50,0	50,0	20,0	50,0

DHFI Item number Complete: add suffix "_A" to Body Only DHFI Item number

// R1A12M152I

Straight connector DIN 24° Male - Metric cylindric Male with elastomer - Heavy series

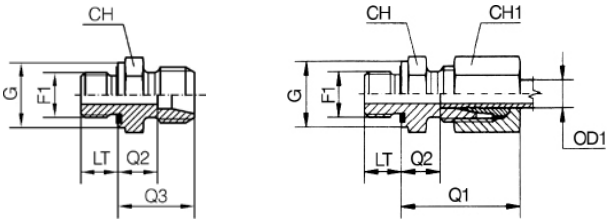

Item Code Body Only	Item Code Complete	DHFI Item number Body Only	OD1	F1	Q1	Q2	Q3	CH	CH1	LT	G
			mm		mm	mm	mm	mm	mm	mm	mm
1206285	1244195	24-XBEDS-06M	6	M12X1.5	28,0	13,0	20,0	17,0	17,0	12,0	17,0
1207024	1244196	24-XBEDS-08M	8	M14X1.5	30,0	15,0	22,0	19,0	19,0	12,0	19,0
1206286	1244197	24-XBEDS-10M	10	M16X1.5	31,0	15,0	22,5	22,0	22,0	12,0	22,0
1206162	1244198	24-XBEDS-12M	12	M18X1.5	33,0	17,0	24,5	24,0	24,0	12,0	24,0
1211295	1244199	24-XBEDS-14M	14	M20X1.5	37,0	19,0	27,0	27,0	27,0	14,0	26,0
1206287	1244200	24-XBEDS-16M	16	M22X1.5	37,0	18,5	27,0	27,0	30,0	14,0	27,0
1241127	1244201	24-XBEDS-20M	20	M27X2	42,0	20,5	31,0	32,0	36,0	16,0	32,0
1206061	1244202	24-XBEDS-25M	25	M33X2.0	47,0	23,0	35,0	41,0	46,0	18,0	40,0
1211296	1244203	24-XBEDS-30M	30	M42X2	50,0	23,5	37,0	50,0	50,0	20,0	50,0
1208081	1244204	24-XBEDS-38M	38	M48X2.0	57,0	26,0	42,0	55,0	60,0	22,0	55,0

DHFI Item number Complete: add suffix "_A" to Body Only DHFI Item number

Dimensions shown may be changed without prior notice

// R1A113152I

Straight connector DIN 24° Female pre-assembled - Metric cylindric Male with elastomer - Light series

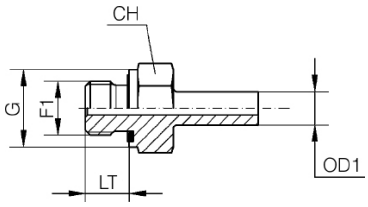

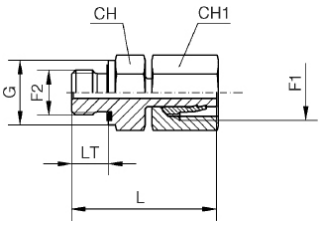

Item Code Body Only	Item Code Complete	DHFI Item number Body Only	OD1	F1	F2	LT	CH	CH1	G	L
			mm			mm	mm	mm	mm	mm
1206979	1243698	24-EVGEL-06M	6	M12X1.5	M10X1.0	8,0	14,0	14,0	14,0	32,5
1206980	1243699	24-EVGEL-08M	8	M14X1.5	M12X1.5	12,0	17,0	17,0	17,0	38,5
1206981	1243700	24-EVGEL-10M	10	M16X1.5	M14X1.5	12,0	19,0	19,0	19,0	39,0
1206288	1243701	24-EVGEL-12M	12	M18X1.5	M16X1.5	12,0	22,0	22,0	22,0	42,5
1206067	1243702	24-EVGEL-15M	15	M22X1.5	M18X1.5	12,0	24,0	27,0	24,0	43,5
1206982	1243703	24-EVGEL-18M	18	M26X1.5	M22X1.5	14,0	27,0	32,0	27,0	45,5
1206983	1243704	24-EVGEL-22M	22	M30X2	M26X1.5	16,0	32,0	36,0	32,0	48,5
1206984	1243705	24-EVGEL-28M	28	M36X2	M33X2.0	18,0	41,0	41,0	40,0	53,5
1206985	1243706	24-EVGEL-35M	35	M45X2	M42X2	20,0	50,0	50,0	50,0	62,5
1206986	1243707	24-EVGEL-42M	42	M52X2	M48X2.0	22,0	55,0	60,0	55,0	68,5

DHFI Item number Complete: add suffix "_A" to Body Only DHFI Item number

// R1A123152I

Straight connector DIN 24° Female pre-assembled - Metric cylindric Male with elastomer - Heavy series

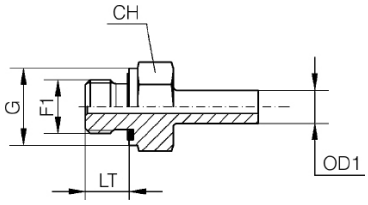

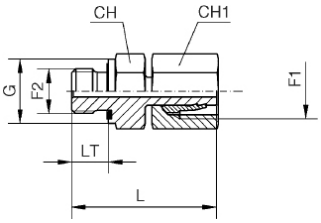

Item Code Body Only	Item Code Complete	DHFI Item number Body Only	OD1	F1	F2	LT	CH	CH1	G	L
			mm			mm	mm	mm	mm	mm
1207011	1244037	24-EVGES-06M	6	M14X1.5	M12X1.5	12,0	17,0	17,0	17,0	39,0
1207012	1244038	24-EVGES-08M	8	M16X1.5	M14X1.5	12,0	19,0	19,0	19,0	41,5
1207013	1244039	24-EVGES-10M	10	M18X1.5	M16X1.5	12,0	22,0	22,0	22,0	44,0
1207014	1244040	24-EVGES-12M	12	M20X1.5	M18X1.5	12,0	24,0	24,0	24,0	46,0
1207015	1244041	24-EVGES-14M	14	M22X1.5	M20X1.5	14,0	27,0	27,0	26,0	50,5
1207016	1244042	24-EVGES-16M	16	M24X1.5	M22X1.5	14,0	27,0	30,0	27,0	51,0
1207017	1244043	24-EVGES-20M	20	M30X2	M27X2	16,0	32,0	36,0	32,0	59,0
1207018	1244044	24-EVGES-25M	25	M36X2	M33X2.0	18,0	41,0	46,0	40,0	66,0
1207019	1244045	24-EVGES-30M	30	M42X2	M42X2	20,0	50,0	50,0	50,0	71,0
1207020	1244046	24-EVGES-38M	38	M52X2	M48X2.0	22,0	55,0	60,0	55,0	82,0

DHFI Item number Complete: add suffix "_A" to Body Only DHFI Item number

Dimensions shown may be changed without prior notice

// R1A152152I

Straight connector DIN 24° Female with O-Ring - Metric cylindric Male with elastomer - Light series

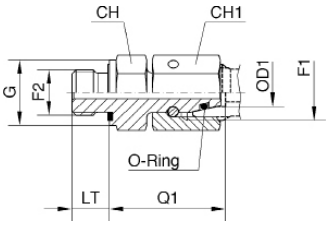

Item Code	DHFI Item number	OD1	F1	F2	Q1	LT	CH	CH1	G
		mm			mm	mm	mm	mm	mm
1211387	24-EGEL-06M	6	M12X1.5	M10X1.0	24,5	8,0	14,0	14,0	14,0
1211388	24-EGEL-08M	8	M14X1.5	M12X1.5	26,5	12,0	17,0	17,0	17,0
1211389	24-EGEL-10M	10	M16X1.5	M14X1.5	27,5	12,0	19,0	19,0	19,0
1211390	24-EGEL-12M	12	M18X1.5	M16X1.5	30,5	12,0	22,0	22,0	22,0
1211391	24-EGEL-15M	15	M22X1.5	M18X1.5	31,5	12,0	24,0	27,0	24,0
1208086	24-EGEL-18M	18	M26X1.5	M22X1.5	31,5	14,0	27,0	32,0	27,0
1211392	24-EGEL-22M	22	M30X2	M26X1.5	32,5	16,0	32,0	36,0	32,0
1211393	24-EGEL-28M	28	M36X2	M33X2.0	35,0	18,0	41,0	41,0	40,0
1211394	24-EGEL-35M	35	M45X2	M42X2	42,5	20,0	50,0	50,0	50,0
1211395	24-EGEL-42M	42	M52X2	M48X2.0	46,5	22,0	55,0	60,0	55,0

// R1A162152I

Straight connector DIN 24° Female with O-Ring - Metric cylindric Male with elastomer - Heavy series

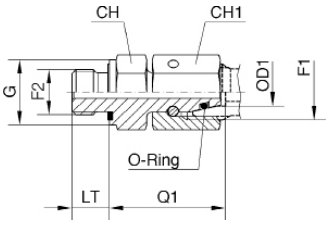

Item Code	DHFI Item number	OD1	F1	F2	Q1	LT	CH	CH1	G
		mm			mm	mm	mm	mm	mm
1211450	24-EGES-06M	6	M14X1.5	M12X1.5	27,0	12,0	17,0	17,0	17,0
1211451	24-EGES-08M	8	M16X1.5	M14X1.5	29,5	12,0	19,0	19,0	19,0
1211452	24-EGES-10M	10	M18X1.5	M16X1.5	32,0	12,0	22,0	22,0	22,0
1208171	24-EGES-12M	12	M20X1.5	M18X1.5	34,0	12,0	24,0	24,0	24,0
1208172	24-EGES-14M	14	M22X1.5	M20X1.5	36,5	14,0	27,0	27,0	26,0
1211453	24-EGES-16M	16	M24X1.5	M22X1.5	37,0	14,0	27,0	30,0	27,0
1211454	24-EGES-20M	20	M30X2	M27X2	43,0	16,0	32,0	36,0	32,0
1211455	24-EGES-25M	25	M36X2	M33X2.0	48,0	18,0	41,0	46,0	40,0
1208178	24-EGES-30M	30	M42X2	M42X2	51,0	20,0	50,0	50,0	50,0
1208181	24-EGES-38M	38	M52X2	M48X2.0	60,0	22,0	55,0	60,0	55,0

Dimensions shown may be changed without prior notice

// R1A11M962M

90° elbow connector DIN 24° Male - Metric conic Male - Light series

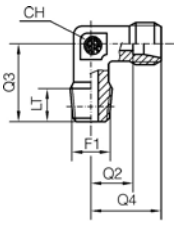

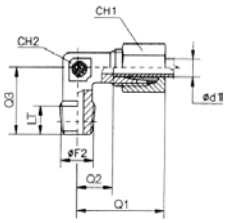

Item Code Body Only	Item Code Complete	DHFI Item number	OD1	F2	Q1	Q2	Q3	Q4	CH	CH1	LT
			mm		mm	mm	mm	mm	mm	mm	mm
1206141	1241928	24-XCL-06M	6	M10X1.0	27,0	12,0	20,0	19,0	12,0	14,0	8,0
1206353	1243892	24-XCL-08M	8	M12X1.5	29,0	14,0	26,0	21,0	12,0	17,0	12,0
1205818	1243893	24-XCL-10M	10	M14X1.5	30,0	15,0	27,0	22,0	14,0	19,0	12,0
1205819	1243894	24-XCL-12M	12	M16X1.5	32,0	17,0	28,0	24,0	17,0	22,0	12,0
1206229	1243895	24-XCL-15M	15	M18X1.5	36,0	21,0	34,0	28,0	19,0	27,0	14,0
1208106	1243896	24-XCL-18M	18	M22X1.5	40,0	23,5	36,0	31,0	24,0	32,0	14,0

DHFI Item number Complete: add suffix "_A" to Body Only DHFI Item number

// R1A12M962M

90° elbow connector DIN 24° Male - Metric conic Male - Heavy series

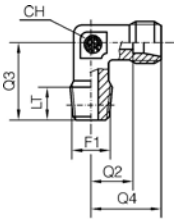

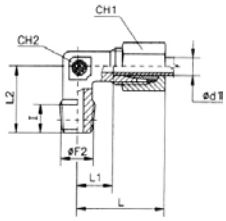

Item Code Body Only	Item Code Complete	DHFI Item number	OD1	F2	Q1	Q2	Q3	Q4	CH	CH1	LT
			mm		mm	mm	mm	mm	mm	mm	mm
1211333	1244255	24-XCS-06M	6	M12X1.5	31,0	16,0	26,0	23,0	12,0	17,0	12,0
1211334	1244256	24-XCS-08M	8	M14X1.5	32,0	17,0	27,0	24,0	14,0	19,0	12,0
1206142	1244257	24-XCS-10M	10	M16X1.5	34,0	17,5	28,0	25,0	17,0	22,0	12,0
1206143	1244258	24-XCS-12M	12	M18X1.5	38,0	21,5	31,0	29,0	17,0	24,0	12,0
1211335	1244259	24-XCS-14M	14	M20X1.5	40,0	22,0	32,0	30,0	19,0	27,0	14,0
1206720	1244260	24-XCS-16M	16	M22X1.5	43,0	24,5	32,0	33,0	24,0	30,0	14,0

DHFI Item number Complete: add suffix "_A" to Body Only DHFI Item number

Dimensions shown may be changed without prior notice

// R1A11ME505

Banjo adjustable - Type A - Metric cylindric DIN 24° - Light series

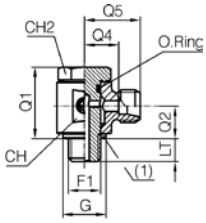

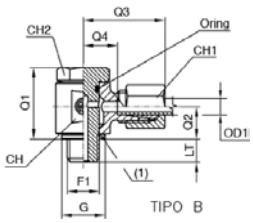

Item Code Body Only	Item Code Complete	DHFI Item number Body Only	OD1	F1	Q1	Q2	Q3	Q4	Q5	LT	CH	CH1	CH2	G
			mm		mm	mm	mm	mm	mm	mm	mm	mm	mm	mm
1205882	1243914	24-XSEL-06M	6	M10X1.0	27,0	12,5	29,0	13,0	20,0	8,0	19,0	14,0	17,0	15,0
1206274	1243915	24-XSEL-08M	8	M12X1.5	30,5	15,0	30,5	14,5	21,5	12,0	22,0	17,0	19,0	17,0
1244461	1231370	24-XSEL-10M	10	M14X1.5	30,5	15,0	32,0	15,5	22,5	12,0	22,0	19,0	19,0	18,0
1206581	1243916	24-XSEL-12M	12	M16X1.5	38,5	19,0	36,0	19,5	26,5	12,0	30,0	22,0	24,0	22,0
1206577	1243917	24-XSEL-15M	15	M18X1.5	44,5	21,5	39,0	22,5	29,0	14,0	36,0	27,0	24,0	22,0
1206580	1243918	24-XSEL-18M	18	M22X1.5	48,0	23,0	40,0	22,0	29,5	14,0	36,0	32,0	27,0	26,0
1206579	1243919	24-XSEL-22M	22	M26X1.5	56,0	26,0	47,0	28,0	35,5	16,0	41,0	36,0	32,0	32,0

DHFI Item number Complete: add suffix "_A" to Body Only DHFI Item number

// R1A12ME505

Banjo adjustable - Type A - Metric cylindric DIN 24° - Heavy series

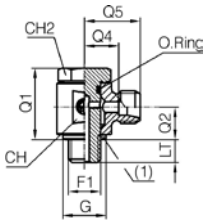

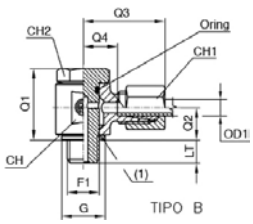

Item Code Body Only	Item Code Complete	DHFI Item number Body Only	OD1	F1	Q1	Q2	Q3	Q4	Q5	LT	CH	CH1	CH2	G
			mm		mm	mm	mm	mm	mm	mm	mm	mm	mm	mm
1207056	1244276	24-XSES-06M	6	M12X1.5	30,5	15,0	33,0	16,5	23,5	12,0	22,0	17,0	19,0	17,0
1207057	1244277	24-XSES-08M	8	M14X1.5	30,5	15,0	32,5	16,5	23,5	12,0	22,0	19,0	19,0	18,0
1208098	1244278	24-XSES-10M	10	M16X1.5	38,5	19,0	38,0	20,0	27,5	12,0	30,0	22,0	24,0	22,0
1206456	1244279	24-XSES-12M	12	M18X1.5	37,5	18,0	38,0	20,0	27,5	12,0	30,0	24,0	24,0	22,0
1208099	1244280	24-XSES-14M	14	M20X1.5	48,0	23,0	42,5	23,5	31,5	14,0	36,0	27,0	27,0	26,0
1206578	1244281	24-XSES-16M	16	M22X1.5	48,0	23,0	43,0	23,0	31,5	14,0	36,0	30,0	27,0	26,0
1211301	1244282	24-XSES-20M	20	M27X2	56,0	26,0	51,5	27,0	37,5	16,0	41,0	36,0	32,0	32,0

DHFI Item number Complete: add suffix "_A" to Body Only DHFI Item number

Dimensions shown may be changed without prior notice

// R1A11ME50M

Banjo adjustable - Type B - Metric cylindric DIN 24° - Light series

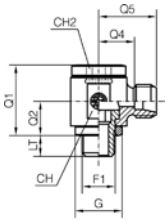

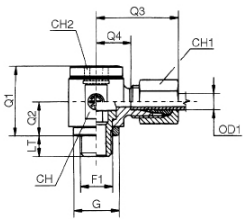

Item Code Body Only	Item Code Complete	DHFI Item number Body Only	OD1	F1	Q1	Q2	Q3	Q4	Q5	LT	CH	CH1	CH2	G
			mm		mm	mm	mm	mm	mm	mm	mm	mm	mm	mm
1211010	1243920	24-XSWVEL-06M	6	M10X1.0	24,0	12,0	27,0	12,5	19,5	8,0	19,0	14,0	6,0	14,0
1206153	1243921	24-XSWVEL-08M	8	M12X1.5	30,0	15,0	29,0	14,5	21,5	12,0	22,0	17,0	6,0	17,0
1206275	1243922	24-XSWVEL-10M	10	M14X1.5	30,0	16,0	30,0	15,5	23,0	12,0	22,0	19,0	8,0	19,0
1206276	1243923	24-XSWVEL-12M	12	M16X1.5	37,0	18,0	33,0	18,0	25,5	12,0	27,0	22,0	10,0	21,0
1206154	1243924	24-XSWVEL-15M	15	M18X1.5	40,0	20,0	36,0	21,0	28,0	12,0	30,0	27,0	12,0	23,0
1207055	1243925	24-XSWVEL-18M	18	M22X1.5	46,0	23,0	38,0	21,5	29,0	14,0	36,0	32,0	14,0	27,0
1211011	1243926	24-XSWVEL-22M	22	M26X1.5	51,0	25,0	42,0	26,0	35,0	16,0	41,0	36,0	17,0	31,0
1211012	1243927	24-XSWVEL-28M	28	M33X2.0	64,0	32,0	48,0	31,5	39,0	18,0	50,0	41,0	22,0	39,0
1211013	1243928	24-XSWVEL-35M	35	M42X2	76,0	37,0	57,0	35,5	46,0	20,0	60,0	50,0	27,0	49,0

DHFI Item number Complete: add suffix "_A" to Body Only DHFI Item number

// R1A12ME50M

Banjo adjustable - Type B - Metric cylindric DIN 24° - Heavy series

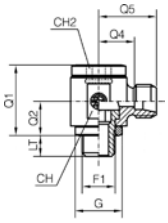

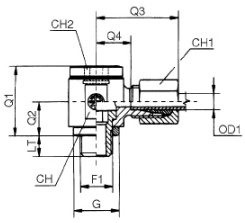

Item Code Body Only	Item Code Complete	DHFI Item number Body Only	OD1	F1	Q1	Q2	Q3	Q4	Q5	LT	CH	CH1	CH2	G
			mm		mm	mm	mm	mm	mm	mm	mm	mm	mm	mm
1206895	1244283	24-XSWVES-06M	6	M12X1.5	30,0	15,0	31,0	16,5	23,5	12,0	22,0	17,0	6,0	17,0
1207058	1244284	24-XSWVES-08M	8	M14X1.5	30,0	16,0	31,0	16,5	23,5	12,0	22,0	19,0	8,0	19,0
1206155	1244285	24-XSWVES-10M	10	M16X1.5	37,0	18,0	35,0	18,5	26,0	12,0	27,0	22,0	10,0	21,0
1206156	1244286	24-XSWVES-12M	12	M18X1.5	41,0	20,0	37,0	20,5	28,0	12,0	30,0	24,0	12,0	23,0
1206844	1244287	24-XSWVES-14M	14	M20X1.5	42,0	21,0	41,0	23,0	31,0	14,0	32,0	27,0	12,0	25,0
1208221	1244288	24-XSWVES-16M	16	M22X1.5	46,0	23,0	41,0	22,5	31,0	14,0	36,0	30,0	14,0	27,0
1207465	1244289	24-XSWVES-20M	20	M27X2	58,0	28,0	49,0	27,5	38,0	16,0	46,0	36,0	17,0	32,0
1211200	1244290	24-XSWVES-25M	25	M33X2.0	64,0	32,0	55,0	31,0	43,0	18,0	50,0	46,0	22,0	39,0
1208222	1244291	24-XSWVES-30M	30	M42X2	76,0	37,0	63,0	36,5	50,0	20,0	60,0	50,0	27,0	49,0
1206157	1244292	24-XSWVES-38M	38	M48X2.0	85,0	42,0	72,0	41,0	58,5	22,0	70,0	60,0	32,0	55,0

DHFI Item number Complete: add suffix "_A" to Body Only DHFI Item number

Dimensions shown may be changed without prior notice

// BSPP

// R1A11M106M

Straight connector DIN 24° Male - BSPP cylindric flat Male - Light series

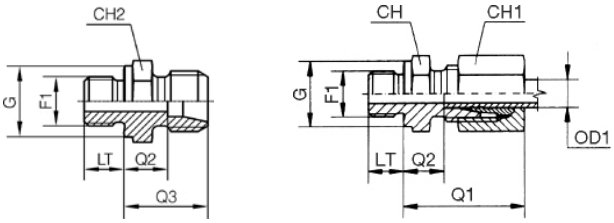

Item Code Body Only	Item Code Complete	DHFI Item number Body Only	OD1	F1	Q1	Q2	Q3	CH	CH1	LT	G
			mm		mm	mm	mm	mm	mm	mm	mm
1205740	1243731	24-XBL-06R	6	1/8-28	23,0	8,5	15,5	14,0	14,0	8,0	14,0
1204273	1243732	24-XBL-06R04	6	1/4-19	25,0	10,0	17,0	19,0	14,0	12,0	18,0
1206930	1243733	24-XBL-06R06	6	3/8-19	26,0	11,5	18,5	22,0	14,0	12,0	22,0
1205528	1242345	24-XBL-08R	8	1/4-19	25,0	10,0	17,0	19,0	17,0	12,0	18,0
1204274	1243734	24-XBL-08R06	8	3/8-19	26,0	11,5	18,5	22,0	17,0	12,0	22,0
1206597	1243735	24-XBL-08R08	8	1/2-14	27,0	12,0	19,0	27,0	17,0	14,0	26,0
1204262	1243736	24-XBL-10R	10	1/4-19	26,0	11,0	18,0	19,0	19,0	12,0	18,0
1204264	1243737	24-XBL-10R06	10	3/8-19	27,0	12,5	19,0	22,0	19,0	12,0	22,0
1204260	1243738	24-XBL-10R08	10	1/2-14	28,0	13,0	20,0	27,0	19,0	14,0	26,0
1205549	1243739	24-XBL-12R04	12	1/4-19	27,0	12,0	19,0	19,0	22,0	12,0	18,0
1204268	1243740	24-XBL-12R	12	3/8-19	27,0	12,5	19,5	22,0	22,0	12,0	22,0
1204267	1241073	24-XBL-12R08	12	1/2-14	28,0	13,0	20,0	27,0	22,0	14,0	26,0
1204271	1243741	24-XBL-15R	15	3/8-19	29,0	13,5	20,5	24,0	27,0	12,0	22,0
1204270	1242250	24-XBL-15R08	15	1/2-14	29,0	14,0	21,0	27,0	27,0	14,0	26,0
1205741	1243742	24-XBL-18R	18	1/2-14	31,0	14,5	22,0	27,0	32,0	14,0	26,0
1205742	1243743	24-XBL-18R12	18	3/4-14	30,0	14,5	22,0	32,0	32,0	16,0	32,0
1205743	1243744	24-XBL-22R	22	3/4-14	33,0	16,5	24,0	32,0	36,0	16,0	32,0
1205744	1243745	24-XBL-28R	28	1-11	34,0	17,5	25,0	41,0	41,0	18,0	39,0
1205481	1243746	24-XBL-35R	35	1 1/4-11	39,0	17,5	28,0	50,0	50,0	20,0	49,0
1206911	1243747	24-XBL-42R	42	1 1/2-11	42,0	19,0	30,0	55,0	60,0	22,0	55,0

DHFI Item number Complete: add suffix "_A" to Body Only DHFI Item number

// R1A12M106M

Straight connector DIN 24° Male - BSPP cylindric flat Male - Heavy series

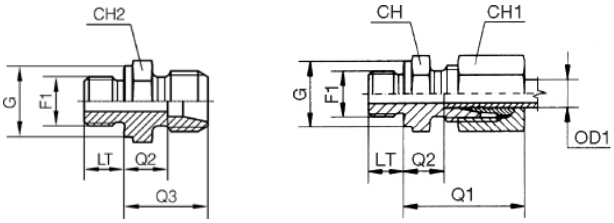

Item Code Body Only	Item Code Complete	DHFI Item number Body Only	OD1	F1	Q1	Q2	Q3	CH	CH1	LT	G
			mm		mm	mm	mm	mm	mm	mm	mm
1206096	1244076	24-XBS-06R	6	1/4-19	28,0	13,0	20,0	19,0	17,0	12,0	18,0
1205745	1244077	24-XBS-08R	8	1/4-19	30,0	15,0	22,0	19,0	19,0	12,0	18,0
1205582	1244078	24-XBS-10R	10	3/8-19	31,0	15,0	22,5	22,0	22,0	12,0	22,0
1205746	1244079	24-XBS-12R	12	3/8-19	33,0	17,0	24,5	22,0	24,0	12,0	22,0
1206014	1244080	24-XBS-12R08	12	1/2-14	34,0	17,5	25,0	27,0	24,0	14,0	26,0
1205748	1244081	24-XBS-14R	14	1/2-14	37,0	19,0	27,0	27,0	27,0	14,0	26,0
1205750	1244082	24-XBS-16R	16	1/2-14	37,0	18,5	27,0	27,0	30,0	14,0	26,0
1205884	1244083	24-XBS-16R12	16	3/4-14	39,0	20,5	29,0	32,0	30,0	16,0	32,0
1205751	1244084	24-XBS-20R	20	3/4-14	42,0	20,5	31,0	32,0	36,0	16,0	32,0
1205752	1244085	24-XBS-25R	25	1-11	47,0	23,0	35,0	41,0	46,0	18,0	39,0
1205753	1244086	24-XBS-30R	30	1 1/4-11	50,0	23,5	37,0	50,0	50,0	20,0	49,0
1205754	1244087	24-XBS-38R	38	1 1/2-11	57,0	26,0	42,0	55,0	60,0	22,0	55,0

DHFI Item number Complete: add suffix "_A" to Body Only DHFI Item number

Dimensions shown may be changed without prior notice

// R1A11M106F

Straight connector DIN 24° Male - BSPP cylindric Female - Light series

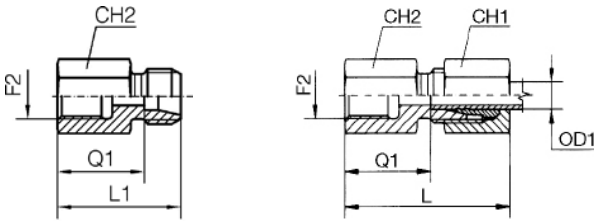

Item Code Body Only	Item Code Complete	DHFI Item number Body Only	OD1	F2	Q1	CH1	CH2	L	L1
			mm		mm	mm	mm	mm	mm
1206267	1240579	24-XBAL-06R	6	1/8-28	19,0	14,0	14,0	34,0	26,0
1205799	1241529	24-XBAL-08R	8	1/4-19	24,0	17,0	19,0	39,0	31,0
1205800	1240804	24-XBAL-10R	10	1/4-19	25,0	19,0	19,0	40,0	32,0
1205801	1243719	24-XBAL-12R	12	3/8-19	26,0	22,0	24,0	41,0	33,0
1205802	1242104	24-XBAL-15R	15	1/2-14	31,0	27,0	27,0	46,0	38,0
1205803	1243720	24-XBAL-18R	18	1/2-14	30,5	32,0	27,0	47,0	38,0
1205547	1243721	24-XBAL-22R	22	3/4-14	35,5	36,0	36,0	52,0	43,0
1205804	1243722	24-XBAL-28R	28	1-11	38,0	41,0	41,0	55,0	45,5
1206998	1243723	24-XBAL-35R	35	1 1/4-11	41,0	50,0	55,0	63,0	51,5
1208155	1243724	24-XBAL-42R	42	1 1/2-11	42,5	60,0	60,0	65,0	53,5

DHFI Item number Complete: add suffix "_A" to Body Only DHFI Item number

// R1A12M106F

Straight connector DIN 24° Male - BSPP cylindric Female - Heavy series

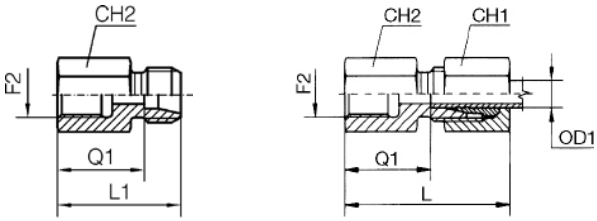

Item Code Body Only	Item Code Complete	DHFI Item number Body Only	OD1	F2	Q1	CH1	CH2	L	L1
			mm		mm	mm	mm	mm	mm
1206364	1244057	24-XBAS-06R	6	1/4-19	26,0	17,0	19,0	41,0	33,0
1205805	1244058	24-XBAS-08R	8	1/4-19	26,0	19,0	19,0	41,0	33,0
1206365	1244059	24-XBAS-12R	12	3/8-19	26,5	24,0	24,0	43,0	34,0
1205806	1244060	24-XBAS-14R	14	1/2-14	32,0	27,0	30,0	50,0	40,0
1205807	1244061	24-XBAS-16R	16	1/2-14	31,5	30,0	30,0	50,0	40,0
1206268	1244062	24-XBAS-20R	20	3/4-14	34,5	36,0	36,0	56,0	45,0
1205808	1244063	24-XBAS-25R	25	1-11	37,5	46,0	41,0	62,0	49,5
1207021	1244064	24-XBAS-30R	30	1 1/4-11	42,0	50,0	55,0	69,0	55,5
1207143	1244065	24-XBAS-38R	38	1 1/2-11	43,5	60,0	60,0	74,0	59,5

DHFI Item number Complete: add suffix "_A" to Body Only DHFI Item number

Dimensions shown may be changed without prior notice

// R1A11M106I

Straight connector DIN 24° Male - BSPP cylindric Male with elastomer - Light series

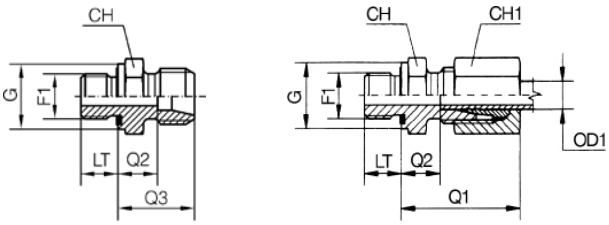

Item Code Body Only	Item Code Complete	DHFI Item number Body Only	OD1	F1	Q1	Q2	Q3	CH	CH1	LT	G
			mm		mm	mm	mm	mm	mm	mm	mm
1206131	1242311	24-XBEDL-06R	6	1/8-28	23,0	8,5	15,5	14,0	14,0	8,0	14,0
1205490	1241082	24-XBEDL-08R	8	1/4-19	25,0	10,0	17,0	19,0	17,0	12,0	19,0
1205760	1243725	24-XBEDL-10R	10	1/4-19	26,0	11,0	18,0	19,0	19,0	12,0	19,0
1205488	1241083	24-XBEDL-12R	12	3/8-19	27,0	12,5	19,5	22,0	22,0	12,0	22,0
1205489	1241085	24-XBEDL-15R	15	1/2-14	29,0	14,0	21,0	27,0	27,0	14,0	27,0
1206040	1243726	24-XBEDL-18R	18	1/2-14	31,0	14,5	22,0	27,0	32,0	14,0	27,0
1205761	1243727	24-XBEDL-22R	22	3/4-14	33,0	16,5	24,0	32,0	36,0	16,0	32,0
1206056	1243728	24-XBEDL-28R	28	1-11	34,0	17,5	25,0	41,0	41,0	18,0	40,0
1206283	1243729	24-XBEDL-35R	35	1 1/4-11	39,0	17,5	28,0	50,0	50,0	20,0	50,0
1206039	1243730	24-XBEDL-42R	42	1 1/2-11	42,0	19,0	30,0	55,0	60,0	22,0	55,0

DHFI Item number Complete: add suffix "_A" to Body Only DHFI Item number

// R1A12M106I

Straight connector DIN 24° Male - BSPP cylindric Male with elastomer - Heavy series

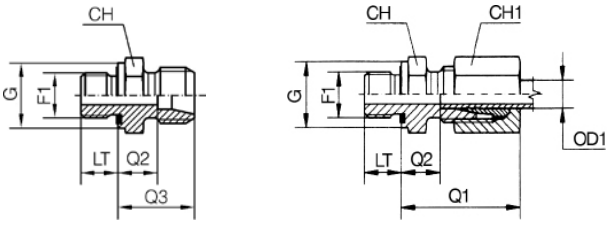

Item Code Body Only	Item Code Complete	DHFI Item number Body Only	OD1	F1	Q1	Q2	Q3	CH	CH1	LT	G
			mm		mm	mm	mm	mm	mm	mm	mm
1206133	1244066	24-XBEDS-06R	6	1/4-19	28,0	13,0	20,0	19,0	17,0	12,0	19,0
1206049	1244067	24-XBEDS-08R	8	1/4-19	30,0	15,0	22,0	19,0	19,0	12,0	19,0
1206134	1244068	24-XBEDS-10R	10	3/8-19	31,0	15,0	22,5	22,0	22,0	12,0	22,0
1205901	1244069	24-XBEDS-12R	12	3/8-19	33,0	17,0	24,5	22,0	24,0	12,0	22,0
1205762	1244070	24-XBEDS-14R	14	1/2-14	37,0	19,0	27,0	27,0	27,0	14,0	27,0
1205763	1244071	24-XBEDS-16R	16	1/2-14	37,0	18,5	27,0	27,0	30,0	14,0	27,0
1205764	1244072	24-XBEDS-20R	20	3/4-14	42,0	20,5	31,0	32,0	36,0	16,0	32,0
1206047	1244073	24-XBEDS-25R	25	1-11	47,0	23,0	35,0	41,0	46,0	18,0	40,0
1206416	1244074	24-XBEDS-30R	30	1 1/4-11	50,0	23,5	37,0	50,0	50,0	20,0	50,0
1207842	1244075	24-XBEDS-38R	38	1 1/4-11	57,0	26,0	42,0	55,0	60,0	20,0	50,0

DHFI Item number Complete: add suffix "_A" to Body Only DHFI Item number

Dimensions shown may be changed without prior notice

// R1A11M406N

45° adjustable elbow connector DIN 24° Male - BSPP cylindric Male with O-Ring and retaining ring - Light series

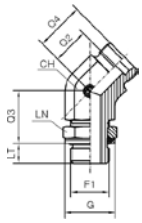

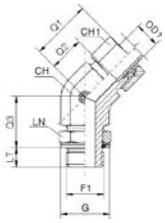

Item Code Body Only	Item Code Complete	DHFI Item number Body Only	OD1	F1	Q1	Q2	Q3	Q4	CH	CH1	LN	LT	G
			mm		mm	mm	mm	mm	mm	mm	mm	mm	mm
1237030	1244929	24-XEVL-06R	6	1/8-28	24,5	9,5	21,7	16,5	14,0	14,0	14,0	6,3	16,0
1237031	1244930	24-XEVL-08R	8	1/4-19	27,0	12,0	19,5	19,0	14,0	17,0	19,0	9,5	20,5
1237032	1244931	24-XEVL-10R	10	1/4-19	27,0	12,0	24,5	19,0	19,0	19,0	19,0	9,5	20,5
1237033	1244932	24-XEVL-12R	12	3/8-19	29,0	14,0	27,5	21,0	19,0	22,0	22,0	9,5	24,0
1237034	1244933	24-XEVL-15R	15	1/2-14	32,0	17,0	26,0	24,0	22,0	27,0	27,0	13,0	29,0
1237035	1244934	24-XEVL-18R	18	1/2-14	33,0	17,0	32,0	24,5	27,0	32,0	27,0	13,0	29,0
1237036	1244935	24-XEVL-22R	22	3/4-14	35,5	19,5	37,5	27,0	33,0	36,0	36,0	13,0	35,0
1231360	1244936	24-XEVL-28R	28	1-11	39,0	23,0	36,0	30,5	41,0	41,0	41,0	16,0	44,5
1237038	1244937	24-XEVL-35R	35	1 1/4-11	48,0	27,0	38,0	37,5	48,0	50,0	50,0	16,0	53,0
1237039	1244938	24-XEVL-42R	42	1 1/2-11	49,0	26,0	38,0	37,0	48,0	60,0	55,0	16,0	58,5

DHFI Item number Complete: add suffix "_A" to Body Only DHFI Item number

// R1A12M406N

45° adjustable elbow connector DIN 24° Male - BSPP cylindric Male with O-Ring and retaining ring - Heavy series

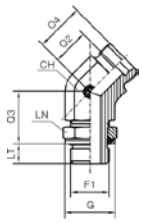

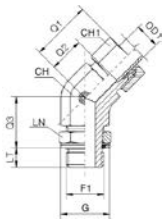

Item Code Body Only	Item Code Complete	DHFI Item number Body Only	OD1	F1	Q1	Q2	Q3	Q4	CH	CH1	LN	LT	G
			mm		mm	mm	mm	mm	mm	mm	mm	mm	mm
1237054	1244999	24-XEVS-06R	6	1/4-19	26,0	11,0	18,5	18,5	14,0	17,0	19,0	9,5	20,5
1237055	1245000	24-XEVS-08R	8	1/4-19	28,0	13,0	22,5	20,5	19,0	19,0	19,0	9,5	20,5
1237056	1245001	24-XEVS-10R	10	3/8-19	29,0	13,0	24,5	20,5	19,0	22,0	22,0	9,5	24,0
1237057	1245002	24-XEVS-12R	12	3/8-19	33,0	17,0	24,5	24,5	22,0	24,0	22,0	9,5	24,0
1237058	1245003	24-XEVS-16R	16	1/2-14	34,0	16,0	31,0	24,5	27,0	30,0	27,0	13,0	29,0
1237059	1245004	24-XEVS-20R	20	3/4-14	40,0	19,0	33,0	29,5	33,0	36,0	36,0	13,0	35,0
1237060	1245005	24-XEVS-25R	25	1-11	46,0	22,0	35,0	34,0	41,0	46,0	41,0	16,0	44,5
1237061	1245006	24-XEVS-30R	30	1 1/4-11	50,0	24,0	37,0	37,5	48,0	50,0	50,0	16,0	53,0
1237062	1245007	24-XEVS-38R	38	1 1/2-11	55,0	24,0	37,0	40,0	48,0	60,0	55,0	16,0	58,5

DHFI Item number Complete: add suffix "_A" to Body Only DHFI Item number

Dimensions shown may be changed without prior notice

// R1A11M906N

90° adjustable elbow connector DIN 24° Male - BSPP cylindric Male with O-Ring and retaining ring - Light series

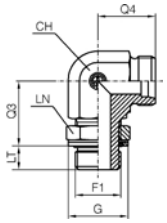

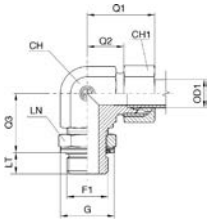

Item Code Body Only	Item Code Complete	DHFI Item number Body Only	OD1	F1	Q1	Q2	Q3	Q4	CH	CH1	LN	LT	G
			mm		mm	mm	mm	mm	mm	mm	mm	mm	mm
1211135	1243847	24-XOCL-06R	6	1/8-28	29,0	14,0	20,2	21,0	14,0	14,0	14,0	6,3	16,0
1208110	1243848	24-XOCL-08R	8	1/4-19	31,0	16,0	22,5	23,0	14,0	17,0	19,0	9,5	20,5
1208111	1243849	24-XOCL-10R	10	1/4-19	32,0	17,0	24,5	24,0	19,0	19,0	19,0	9,5	20,5
1239726	1243850	24-XOCL-12R	12	3/8-19	34,0	19,0	27,5	26,0	19,0	22,0	22,0	9,5	24,0
1208113	1243851	24-XOCL-15R	15	1/2-14	36,0	21,0	30,0	28,0	22,0	27,0	27,0	13,0	29,0
1210735	1243852	24-XOCL-18R	18	1/2-14	40,0	24,0	36,5	31,5	27,0	32,0	27,0	13,0	29,0
1206896	1243853	24-XOCL-22R	22	3/4-14	44,0	28,0	37,5	35,5	33,0	36,0	36,0	13,0	35,0
1208114	1243854	24-XOCL-28R	28	1-11	47,0	31,0	41,0	38,5	41,0	41,0	41,0	16,0	44,5
1211136	1243855	24-XOCL-35R	35	1 1/4-11	59,0	38,0	49,0	48,5	48,0	50,0	50,0	16,0	53,0
1208116	1243856	24-XOCL-42R	42	1 1/2-11	61,0	38,0	51,0	49,0	48,0	60,0	55,0	16,0	58,5

DHFI Item number Complete: add suffix "_A" to Body Only DHFI Item number

// R1A12M906N

90° adjustable elbow connector DIN 24° Male - BSPP cylindric Male with O-Ring and retaining ring - Heavy series

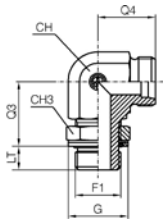

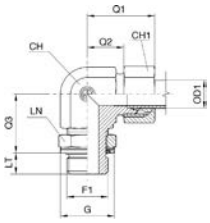

Item Code Body Only	Item Code Complete	DHFI Item number Body Only	OD1	F1	Q1	Q2	Q3	Q4	CH	CH1	LN	LT	G
			mm		mm	mm	mm	mm	mm	mm	mm	mm	mm
1211298	1244205	24-XOCS-06R	6	1/4-19	30,5	15,5	22,5	22,5	14,0	17,0	19,0	9,5	20,5
1208092	1244206	24-XOCS-08R	8	1/4-19	33,0	18,0	26,5	25,0	19,0	19,0	19,0	9,5	20,5
1208093	1244207	24-XOCS-10R	10	3/8-19	34,0	18,0	28,5	25,5	19,0	22,0	22,0	9,5	24,0
1208094	1244208	24-XOCS-12R	12	3/8-19	38,0	22,0	28,5	29,5	22,0	24,0	22,0	9,5	24,0
1208095	1244209	24-XOCS-16R	16	1/2-14	43,0	25,0	36,0	33,5	27,0	30,0	27,0	13,0	29,0
1208096	1244210	24-XOCS-20R	20	3/4-14	49,0	28,0	38,0	38,5	33,0	36,0	36,0	13,0	35,0
1208097	1244211	24-XOCS-25R	25	1-11	54,5	30,5	41,0	42,5	41,0	46,0	41,0	16,0	44,5
1211299	1244212	24-XOCS-30R	30	1 1/4-11	62,0	36,0	48,0	49,5	48,0	50,0	50,0	16,0	53,0
1211300	1244213	24-XOCS-38R	38	1 1/2-11	65,0	34,0	53,0	50,0	48,0	60,0	55,0	16,0	58,5

DHFI Item number Complete: add suffix "_A" to Body Only DHFI Item number

Dimensions shown may be changed without prior notice

// R1A11MT06N

Branch Tee adjustable elbow connector DIN 24° Male - BSPP Male with O-Ring and retaining ring - Light series

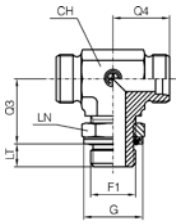

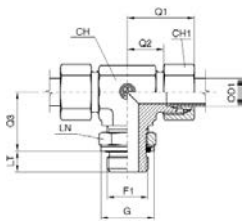

Item Code Body Only	Item Code Complete	DHFI Item number Body Only	OD1	F1	Q1	Q2	Q3	Q4	CH	CH1	LN	LT	G
			mm		mm	mm	mm	mm	mm	mm	mm	mm	mm
1211050	1243964	R1A11MT06N-0602	6	M12X1.5	29,0	14,0	20,2	21,0	14,0	14,0	14,0	6,3	16,0
1211051	1243965	R1A11MT06N-0804	8	M14X1.5	31,0	16,0	22,5	23,0	14,0	17,0	19,0	9,5	20,5
1211052	1243966	R1A11MT06N-1004	10	M16X1.5	32,0	17,0	24,5	24,0	19,0	19,0	19,0	9,5	20,5
1211053	1243967	R1A11MT06N-1206	12	M18X1.5	34,0	19,0	27,5	26,0	19,0	22,0	22,0	9,5	24,0
1237042	1243968	R1A11MT06N-1508	15	M22X1.5	36,0	21,0	30,0	28,0	22,0	27,0	27,0	13,0	29,0
1211055	1243969	R1A11MT06N-1808	18	M26X1.5	40,0	24,0	36,5	31,5	27,0	32,0	27,0	13,0	29,0
1211056	1243970	R1A11MT06N-2212	22	M30X2	44,0	28,0	37,5	35,5	33,0	36,0	36,0	13,0	35,0
1231369	1243971	R1A11MT06N-2816	28	M36X2	47,0	31,0	41,0	38,5	41,0	41,0	41,0	16,0	44,5
1208182	1243972	R1A11MT06N-3520	35	M45X2	59,0	38,0	49,0	48,5	48,0	50,0	50,0	16,0	53,0
1211058	1243973	R1A11MT06N-4224	42	M52X2	61,0	38,0	51,0	49,0	48,0	60,0	55,0	16,0	58,5

DHFI Item number Complete: add suffix "_A" to Body Only DHFI Item number

// R1A12MT06N

Branch Tee adjustable elbow connector DIN 24° Male - BSPP Male with O-Ring and retaining ring - Heavy series

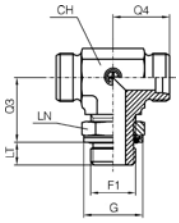

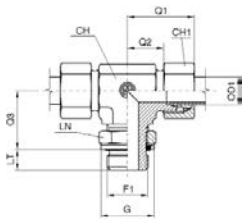

Item Code Body Only	Item Code Complete	DHFI Item number Body Only	OD1	F1	Q1	Q2	Q3	Q4	CH	CH1	LN	LT	G
			mm		mm	mm	mm	mm	mm	mm	mm	mm	mm
1211236	1244331	R1A12MT06N-0604	6	M14X1.5	30,5	15,5	22,5	22,5	14,0	17,0	19,0	9,5	20,5
1231381	1244332	R1A12MT06N-0804	8	M16X1.5	33,0	18,0	26,5	25,0	19,0	19,0	19,0	9,5	20,5
1211238	1244333	R1A12MT06N-1006	10	M18X1.5	34,0	18,0	28,5	25,5	19,0	22,0	22,0	9,5	24,0
1211239	1244334	R1A12MT06N-1206	12	M20X1.5	38,0	22,0	28,5	29,5	22,0	24,0	22,0	9,5	24,0
1211240	1244335	R1A12MT06N-1608	16	M24X1.5	43,0	25,0	36,0	33,5	27,0	30,0	27,0	13,0	29,0
1211241	1244336	R1A12MT06N-2012	20	M30X2	49,0	28,0	38,0	38,5	33,0	36,0	36,0	13,0	35,0
1211242	1244337	R1A12MT06N-2516	25	M36X2	54,5	30,5	41,0	42,5	41,0	46,0	41,0	16,0	44,5
1211243	1244338	R1A12MT06N-3020	30	M42X2	62,0	36,0	48,0	49,5	48,0	50,0	50,0	16,0	53,0
1211244	1244339	R1A12MT06N-3824	38	M52X2	65,0	34,0	53,0	50,0	48,0	60,0	55,0	16,0	58,5

DHFI Item number Complete: add suffix "_A" to Body Only DHFI Item number

Dimensions shown may be changed without prior notice

// R1A11ML06N

Run Tee adjustable elbow connector DIN 24° Male - BSPP Male with O-Ring and retaining ring - Light series

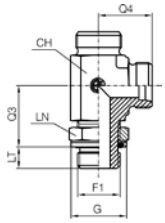

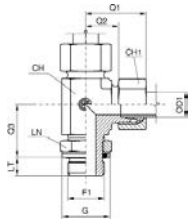

Item Code Body Only	Item Code Complete	DHFI Item number Body Only	OD1	F1	Q1	Q2	Q3	Q4	CH	CH1	LN	LT	G
			mm		mm	mm	mm	mm	mm	mm	mm	mm	mm
1211019	1243929	R1A11ML06N-0602	6	1/8-28	29,0	14,0	20,2	21,0	14,0	14,0	14,0	6,3	16,0
1210734	1243930	R1A11ML06N-0804	8	1/4-19	31,0	16,0	22,5	23,0	14,0	17,0	19,0	9,5	20,5
1211020	1243931	R1A11ML06N-1004	10	1/4-19	32,0	17,0	24,5	24,0	19,0	19,0	19,0	9,5	20,5
1211021	1243932	R1A11ML06N-1206	12	3/8-19	34,0	19,0	27,5	26,0	19,0	22,0	22,0	9,5	24,0
1211022	1243933	R1A11ML06N-1508	15	1/2-14	36,0	21,0	30,0	28,0	22,0	27,0	27,0	13,0	29,0
1211023	1243934	R1A11ML06N-1808	18	1/2-14	40,0	24,0	36,5	31,5	27,0	32,0	27,0	13,0	29,0
1231368	1243935	R1A11ML06N-2212	22	3/4-14	44,0	28,0	37,5	35,5	33,0	36,0	36,0	13,0	35,0
1211025	1243936	R1A11ML06N-2816	28	1-11	47,0	31,0	41,0	38,5	41,0	41,0	41,0	16,0	44,5
1211026	1243937	R1A11ML06N-3520	35	1 1/4-11	59,0	38,0	49,0	48,5	48,0	50,0	50,0	16,0	53,0
1211027	1243938	R1A11ML06N-4224	42	1 1/2-11	61,0	38,0	51,0	49,0	48,0	60,0	55,0	16,0	58,5

DHFI Item number Complete: add suffix "_A" to Body Only DHFI Item number

// R1A12ML06N

Run Tee adjustable elbow connector DIN 24° Male - BSPP Male with O-Ring and retaining ring - Heavy series

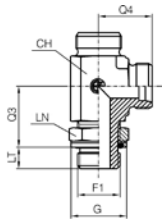

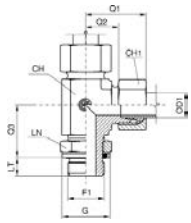

Item Code Body Only	Item Code Complete	DHFI Item number Body Only	OD1	F1	Q1	Q2	Q3	Q4	CH	CH1	LN	LT	G
			mm		mm	mm	mm	mm	mm	mm	mm	mm	mm
1211207	1244293	R1A12ML06N-0604	6	1/4-19	30,5	15,5	22,5	22,5	14,0	17,0	19,0	9,5	20,5
1231380	1244294	R1A12ML06N-0804	8	1-11	33,0	18,0	26,5	25,0	19,0	19,0	19,0	9,5	20,5
1211209	1244295	R1A12ML06N-1006	10	3/8-19	34,0	18,0	28,5	25,5	19,0	22,0	22,0	9,5	24,0
1211210	1244296	R1A12ML06N-1206	12	3/8-19	38,0	22,0	28,5	29,5	22,0	24,0	22,0	9,5	24,0
1211211	1244297	R1A12ML06N-1608	16	1/2-14	43,0	25,0	36,0	33,5	27,0	30,0	27,0	13,0	29,0
1211212	1244298	R1A12ML06N-2012	20	3/4-14	49,0	28,0	38,0	38,5	33,0	36,0	36,0	13,0	35,0
1211213	1244299	R1A12ML06N-2516	25	1-11	54,5	30,5	41,0	42,5	41,0	46,0	41,0	16,0	44,5
1211214	1244300	R1A12ML06N-3020	30	1 1/4-11	62,0	36,0	48,0	49,5	48,0	50,0	50,0	16,0	53,0
1211215	1244301	R1A12ML06N-3824	38	1 1/2-11	65,0	34,0	53,0	50,0	48,0	60,0	55,0	16,0	58,5

DHFI Item number Complete: add suffix "_A" to Body Only DHFI Item number

Dimensions shown may be changed without prior notice

// R1A152106I

Straight connector DIN 24° Female with O-Ring - BSPP cylindric Male with elastomer - Light series

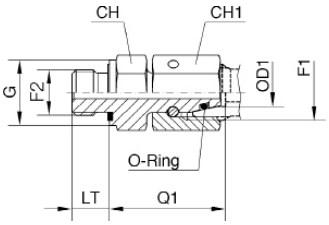

Item Code	DHFI Item number	OD1	F1	F2	Q1	LT	CH	CH1	G
		mm			mm	mm	mm	mm	mm
1211383	24-EGEL-06R	6	M12X1.5	1/8-28	24,5	8,0	14,0	14,0	14,0
1206931	24-EGEL-08R	8	M14X1.5	1/4-19	29,5	12,0	19,0	17,0	19,0
1206814	24-EGEL-10R	10	M16X1.5	1/4-19	27,5	12,0	19,0	19,0	19,0
1206558	24-EGEL-12R	12	M18X1.5	3/8-19	34,0	12,0	22,0	22,0	22,0
1208084	24-EGEL-15R	15	M22X1.5	1/2-14	32,0	14,0	27,0	27,0	27,0
1208044	24-EGEL-18R	18	M26X1.5	1/2-14	31,5	14,0	27,0	32,0	27,0
1208085	24-EGEL-22R	22	M30X2	3/4-14	32,5	16,0	32,0	36,0	32,0
1211384	24-EGEL-28R	28	M36X2	1-11	35,0	18,0	41,0	41,0	40,0
1211385	24-EGEL-35R	35	M45X2	1 1/4-11	42,5	20,0	50,0	50,0	50,0
1211386	24-EGEL-42R	42	M52X2	1 1/2-11	46,5	22,0	55,0	60,0	55,0

// R1A162106I

Straight connector DIN 24° Female with O-Ring - BSPP cylindric Male with elastomer - Heavy series

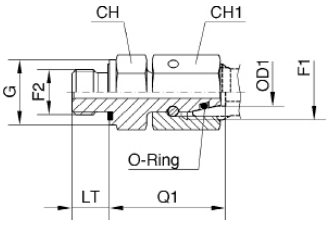

Item Code	DHFI Item number	OD1	F1	F2	Q1	LT	CH	CH1	G
		mm			mm	mm	mm	mm	mm
1211448	24-EGES-06R	6	M14X1.5	1/4-19	27,0	12,0	19,0	17,0	19,0
1206834	24-EGES-08R	8	M16X1.5	1/4-19	29,5	12,0	19,0	19,0	19,0
1208168	24-EGES-10R	10	M18X1.5	3/8-19	32,0	12,0	22,0	22,0	22,0
1208169	24-EGES-12R	12	M20X1.5	3/8-19	34,0	12,0	22,0	24,0	22,0
1208170	24-EGES-14R	14	M22X1.5	1/2-14	36,5	14,0	27,0	27,0	27,0
1206561	24-EGES-16R	16	M24X1.5	1/2-14	37,0	14,0	27,0	30,0	27,0
1207555	24-EGES-20R	20	M30X2	3/4-14	43,0	16,0	32,0	36,0	32,0
1207131	24-EGES-25R	25	M36X2	1-11	48,0	18,0	41,0	46,0	40,0
1207544	24-EGES-30R	30	M42X2	1 1/4-11	51,0	20,0	50,0	50,0	50,0
1211449	24-EGES-38R	38	M52X2	1 1/2-11	60,0	22,0	55,0	60,0	55,0

Dimensions shown may be changed without prior notice

// R1A113106I

Straight connector DIN 24° Female pre-assembled - BSPP cylindric Male with elastomer - Light series

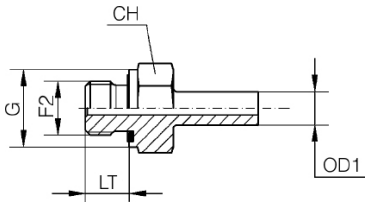

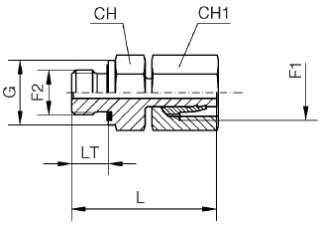

Item Code Body Only	Item Code Complete	DHFI Item number Body Only	OD1	F1	F2	LT	CH	CH1	G	L
			mm			mm	mm	mm	mm	mm
1206303	1243688	24-EVGEL-06R	6	M12X1.5	1/8-28	8,0	14,0	14,0	14,0	32,5
1205573	1243690	24-EVGEL-10R	10	M16X1.5	1/4-19	12,0	19,0	19,0	19,0	39,5
1205553	1243691	24-EVGEL-12R	12	M18X1.5	3/8-19	12,0	22,0	22,0	22,0	46,0
1205554	1243692	24-EVGEL-15R	15	M22X1.5	1/2-14	14,0	27,0	27,0	27,0	46,0
1205766	1243693	24-EVGEL-18R	18	M26X1.5	1/2-14	14,0	27,0	32,0	27,0	45,5
1205555	1243694	24-EVGEL-22R	22	M30X2	3/4-14	16,0	32,0	36,0	32,0	48,5
1206073	1243695	24-EVGEL-28R	28	M36X2	1-11	18,0	41,0	41,0	40,0	53,0
1206000	1243696	24-EVGEL-35R	35	M45X2	1 1/4-11	20,0	50,0	50,0	50,0	62,5
1206492	1243697	24-EVGEL-42R	42	M52X2	1 1/2-11	22,0	55,0	60,0	55,0	68,5

DHFI Item number Complete: add suffix "_A" to Body Only DHFI Item number

// R1A123106I

Straight connector DIN 24° Female pre-assembled - BSPP cylindric Male with elastomer - Heavy series

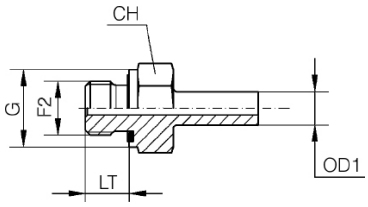

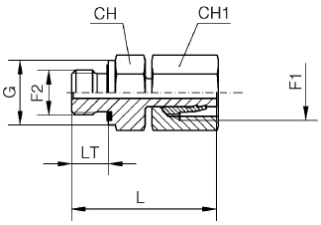

Item Code Body Only	Item Code Complete	DHFI Item number Body Only	OD1	F1	F2	LT	CH	CH1	G	L
			mm			mm	mm	mm	mm	mm
1206485	1244027	24-EVGES-06R	6	M14X1.5	1/4-19	12,0	19,0	17,0	19,0	39,0
1206035	1244028	24-EVGES-08R	8	M16X1.5	1/4-19	12,0	19,0	19,0	19,0	41,5
1206487	1244029	24-EVGES-10R	10	M18X1.5	3/8-19	12,0	22,0	22,0	22,0	44,5
1206034	1244030	24-EVGES-12R	12	M20X1.5	3/8-19	12,0	22,0	24,0	22,0	46,0
1206033	1244031	24-EVGES-14R	14	M22X1.5	1/2-14	14,0	27,0	27,0	27,0	51,0
1206032	1244032	24-EVGES-16R	16	M24X1.5	1/2-14	14,0	27,0	30,0	27,0	50,5
1206031	1244033	24-EVGES-20R	20	M30X2	3/4-14	16,0	32,0	36,0	32,0	59,0
1206030	1244034	24-EVGES-25R	25	M36X2	1-11	18,0	41,0	46,0	40,0	66,0
1206490	1244035	24-EVGES-30R	30	M42X2	1 1/4-11	20,0	50,0	50,0	50,0	71,0
1206491	1244036	24-EVGES-38R	38	M52X2	1 1/2-11	22,0	55,0	60,0	55,0	82,0

DHFI Item number Complete: add suffix "_A" to Body Only DHFI Item number

Dimensions shown may be changed without prior notice

// R1A11ME06M

Banjo elbow - Type B - BSPP Male
DIN 24° - Light series

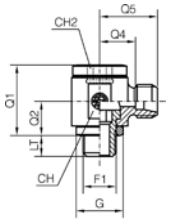

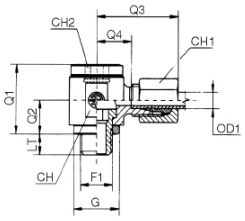

Item Code Body Only	Item Code Complete	DHFI Item number Body Only	OD1	F1	Q1	Q2	Q3	Q4	Q5	LT	CH	CH1	CH2	G
			mm		mm	mm	mm	mm	mm	mm	mm	mm	mm	mm
1207054	1243904	24-XSWVEL-06R	6	1/8-28	24,0	12,0	27,0	12,5	19,5	8,0	19,0	14,0	6,0	14,0
1206158	1243905	24-XSWVEL-08R	8	1/4-19	30,0	16,0	29,0	14,5	21,5	12,0	22,0	17,0	8,0	18,0
1243686	1243906	24-XSWVEL-10R	8	1/4-19	30,0	16,0	30,0	15,5	23,0	12,0	22,0	19,0	8,0	18,0
1206160	1243907	24-XSWVEL-12R	12	3/8-19	37,0	18,0	33,0	18,0	25,5	12,0	27,0	22,0	10,0	22,0
1206277	1243908	24-XSWVEL-15R	15	1/2-14	42,0	21,0	37,0	22,0	29,0	14,0	32,0	27,0	12,0	26,0
1211007	1243909	24-XSWVEL-18R	18	1/2-14	46,0	23,0	38,0	21,5	29,0	14,0	36,0	32,0	12,0	26,0
1211008	1243910	24-XSWVEL-22R	22	3/4-14	58,0	28,0	45,0	28,5	36,0	16,0	46,0	36,0	17,0	32,0
1208107	1243911	24-XSWVEL-28R	28	1-11	64,0	32,0	48,0	31,5	39,0	18,0	50,0	41,0	22,0	39,0
1206161	1243912	24-XSWVEL-35R	35	1 1/4-11	76,0	37,0	57,0	35,5	46,0	20,0	60,0	50,0	27,0	49,0
1211009	1243913	24-XSWVEL-42R	42	1 1/2-11	85,0	42,0	63,0	40,0	52,5	22,0	70,0	60,0	32,0	55,0

DHFI Item number Complete: add suffix "_A" to Body Only DHFI Item number

// R1A12ME06M

Banjo elbow - Type B - BSPP Male
DIN 24° - Heavy series

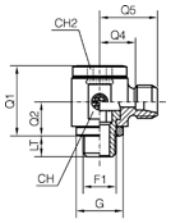

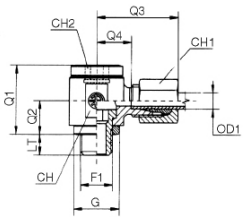

Item Code Body Only	Item Code Complete	DHFI Item number Body Only	OD1	F1	Q1	Q2	Q3	Q4	Q5	LT	CH	CH1	CH2	G
			mm		mm	mm	mm	mm	mm	mm	mm	mm	mm	mm
1206114	1244268	24-XSWVES-06R	6	1/4-19	30,0	16,0	31,0	16,5	23,5	12,0	22,0	17,0	8,0	18,0
1206115	1244269	24-XSWVES-08R	8	1/4-19	30,0	16,0	31,0	16,5	23,5	12,0	22,0	19,0	8,0	18,0
1206116	1244270	24-XSWVES-10R	10	3/8-19	37,0	18,0	35,0	18,5	26,0	12,0	27,0	22,0	10,0	22,0
1206117	1244271	24-XSWVES-12R	12	3/8-19	37,0	18,0	35,0	18,5	26,0	12,0	27,0	24,0	10,0	22,0
1207059	1244267	24-XSWVES-14R	14	1/2-14	42,0	21,0	41,0	23,0	31,0	14,0	32,0	27,0	12,0	26,0
1244267	-	R1A12ME06M-1408 _ A	14	1/2-14	42,0	21,0	41,0	23,0	-	14,0	32,0	27,0	12,0	26,0
1211197	1244272	24-XSWVES-20R	20	3/4-14	58,0	28,0	49,0	27,5	38,0	16,0	46,0	36,0	17,0	32,0
1211198	1244273	24-XSWVES-25R	25	1-11	64,0	32,0	55,0	31,0	43,0	18,0	50,0	46,0	22,0	39,0
1211199	1244274	24-XSWVES-30R	30	1 1/4-11	76,0	37,0	63,0	36,5	50,0	20,0	60,0	50,0	27,0	49,0
1208220	1244275	24-XSWVES-38R	38	1 1/2-11	85,0	42,0	72,0	41,0	58,5	22,0	70,0	60,0	32,0	55,0

DHFI Item number Complete: add suffix "_A" to Body Only DHFI Item number

Dimensions shown may be changed without prior notice

// R1A11ME035

Banjo elbow - Type A - BSPP Male
DIN 24° - Light series

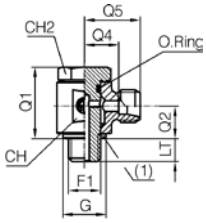

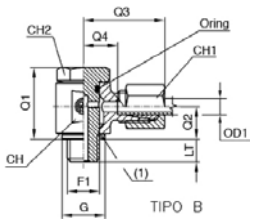

Item Code Body Only	Item Code Complete	DHFI Item number Body Only	OD1	F1	Q1	Q2	Q3	Q4	Q5	LT	CH	CH1	CH2	G
			mm		mm	mm	mm	mm	mm	mm	mm	mm	mm	mm
1206576	1243897	24-XSEL-06R	6	1/8-28	27,0	12,5	29,0	13,0	20,0	8,0	19,0	14,0	17,0	15,0
1206148	1243898	24-XSEL-08R	8	1/4-19	30,5	15,0	30,5	14,5	21,5	12,0	22,0	17,0	19,0	18,0
1206149	1243899	24-XSEL-10R	10	1/4-19	30,5	15,0	32,0	15,5	22,5	12,0	22,0	19,0	19,0	18,0
1206150	1243900	24-XSEL-12R	12	3/8-19	38,5	19,0	36,0	19,5	26,5	12,0	30,0	22,0	24,0	22,0
1206530	1243901	24-XSEL-15R	15	1/2-14	48,0	23,0	39,0	22,5	29,5	14,0	36,0	27,0	27,0	26,0
1206531	1243902	24-XSEL-18R	18	1/2-14	48,0	23,0	40,0	22,0	29,5	14,0	36,0	32,0	27,0	26,0
1207006	1243903	24-XSEL-22R	22	1/8-28	56,0	26,0	47,0	28,0	35,5	16,0	41,0	36,0	32,0	32,0

DHFI Item number Complete: add suffix "_A" to Body Only DHFI Item number

// R1A12ME035

Banjo elbow - Type A - BSPP Male
DIN 24° - Heavy series

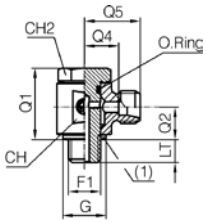

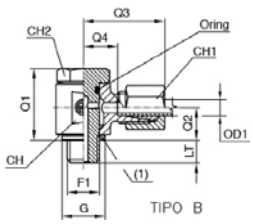

Item Code Body Only	Item Code Complete	DHFI Item number Body Only	OD1	F1	Q1	Q2	Q3	Q4	Q5	LT	CH	CH1	CH2	G
			mm		mm	mm	mm	mm	mm	mm	mm	mm	mm	mm
1206098	1244261	24-XSES-06R	6	1/4-19	30,5	15,0	33,0	16,5	23,5	12,0	22,0	17,0	19,0	18,0
1207025	1244262	24-XSES-08R	8	1/4-19	30,5	15,0	32,5	16,5	23,5	12,0	22,0	19,0	19,0	18,0
1206532	1241550	24-XSES-10R	10	3/8-19	38,5	19,0	38,0	20,0	27,5	12,0	30,0	22,0	24,0	22,0
1206151	1244263	24-XSES-12R	12	3/8-19	38,5	19,0	38,0	20,0	27,5	12,0	30,0	24,0	24,0	22,0
1206582	1244264	24-XSES-14R	14	1/2-14	48,0	23,0	42,5	23,5	31,5	14,0	36,0	27,0	27,0	26,0
1206533	1244265	24-XSES-16R	16	1/2-14	48,0	23,0	43,0	23,0	31,5	14,0	36,0	30,0	27,0	26,0
1206583	1244266	24-XSES-20R	20	3/4-14	56,0	26,0	51,5	27,0	37,5	16,0	41,0	36,0	32,0	32,0

DHFI Item number Complete: add suffix "_A" to Body Only DHFI Item number

Dimensions shown may be changed without prior notice

// R1A06F106I

Straight connector BSPP Female - BSPP Male with elastomer

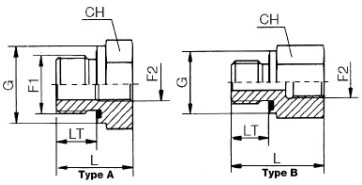

Item Code	DHFI Item number	F2	CH	L	LT	G	Type
			mm	mm	mm	mm	
1206431	24-RSI-02-04	1/4-19	19,0	31,0	8,0	14,0	B
1206511	24-RSI-02-06	3/8-19	24,0	32,0	8,0	14,0	B
1206510	24-RSI-04-02	1/8-28	19,0	29,0	12,0	19,0	B
1206432	24-RSI-04-06	3/8-19	24,0	36,0	12,0	19,0	B
1206016	24-RSI-04-08	1/2-14	30,0	40,0	12,0	19,0	B
1206512	24-RSI-04-12	3/4-14	36,0	43,0	12,0	19,0	B
1206509	24-RSI-06-02	1/8-28	22,0	22,5	12,0	22,0	A
1206508	24-RSI-06-04	1/4-19	22,0	36,0	12,0	22,0	B
1206513	24-RSI-06-08	1/2-14	30,0	41,0	12,0	22,0	B
1206514	24-RSI-06-12	3/4-14	36,0	44,0	12,0	22,0	B
1207863	24-RSI-08-02	1/8-28	27,0	24,0	14,0	27,0	A
1206507	24-RSI-08-04	1/4-19	27,0	24,0	14,0	27,0	A
1206506	24-RSI-08-06	3/8-19	27,0	37,0	14,0	27,0	B
1206515	24-RSI-08-12	3/4-14	36,0	46,0	14,0	27,0	B
1206420	24-RSI-08-16	1-11	41,0	49,0	14,0	27,0	B
1206516	24-RSI-08-20	1 1/4-11	55,0	53,0	14,0	27,0	B
1206505	24-RSI-12-04	1/4-19	32,0	26,0	16,0	32,0	A
1206504	24-RSI-12-06	3/8-19	32,0	26,0	16,0	32,0	A
1206419	24-RSI-12-08	1/2-14	32,0	43,0	16,0	32,0	B
1206418	24-RSI-12-16	1-11	41,0	51,0	16,0	32,0	B
1206422	24-RSI-12-20	1 1/4-11	55,0	55,0	16,0	32,0	B
1206421	24-RSI-12-24	1 1/2-11	60,0	57,0	16,0	32,0	B
1206503	24-RSI-16-04	1/4-19	41,0	29,0	18,0	40,0	A
1206502	24-RSI-16-06	3/8-19	41,0	29,0	18,0	40,0	A
1206501	24-RSI-16-08	1/2-14	41,0	29,0	18,0	40,0	A
1206500	24-RSI-16-12	3/4-14	41,0	49,0	18,0	40,0	B
1206517	24-RSI-16-20	1 1/4-11	55,0	57,0	18,0	40,0	B
1206518	24-RSI-16-24	1 1/2-11	60,0	59,0	18,0	40,0	B
1206499	24-RSI-20-08	1/2-14	50,0	32,0	20,0	50,0	A
1206497	24-RSI-20-12	3/4-14	50,0	32,0	20,0	50,0	A
1206465	24-RSI-20-16	1-11	50,0	53,0	20,0	50,0	B
1206519	24-RSI-20-24	1 1/2-11	60,0	60,0	20,0	50,0	B
1206496	24-RSI-24-08	1/2-14	55,0	36,0	22,0	55,0	A
1206495	24-RSI-24-12	3/4-14	55,0	36,0	22,0	55,0	A
1206494	24-RSI-24-16	1-11	55,0	36,0	22,0	55,0	A
1206493	24-RSI-24-20	1 1/4-11	55,0	58,0	22,0	55,0	B

Dimensions shown may be changed without prior notice

// BSPT

// R1A11M107M

Straight connector DIN 24° Male - BSPT cylindric flat Male - Light series

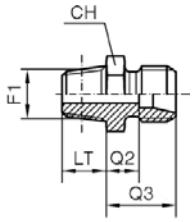

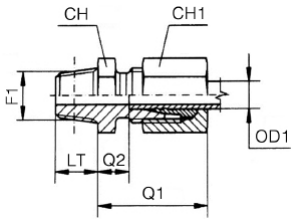

Item Code Body Only	Item Code Complete	DHFI Item number Body Only	OD1	F1	Q1	Q2	Q3	CH	CH1	LT
			mm		mm	mm	mm	mm	mm	mm
1205767	1241561	24-XAL-06RK	6	1/8-28	23,0	7,0	14,0	12,0	14,0	10,0
1206219	1242147	24-XAL-06RK04	6	1/4-19	24,0	8,0	15,0	17,0	14,0	13,0
1206606	1241564	24-XAL-08RK02	8	1/8-28	25,0	8,0	15,0	14,0	17,0	10,0
1205584	1244913	24-XAL-08RK	8	1/4-19	25,0	8,0	15,0	17,0	17,0	13,0
1205587	1241960	24-XAL-08RK06	8	3/8-19	26,0	9,0	16,0	19,0	17,0	13,0
1206221	1244914	24-XAL-08RK08	8	1/2-14	26,0	9,0	16,0	22,0	17,0	16,0
1206454	1244915	24-XAL-10RK02	10	1/8-28	26,0	9,0	16,0	17,0	19,0	10,0
1204289	1241526	24-XAL-10RK	10	1/4-19	26,0	9,0	16,0	17,0	19,0	13,0
1204290	1244916	24-XAL-10RK06	10	3/8-19	27,0	10,0	17,0	19,0	19,0	13,0
1204288	1244917	24-XAL-10RK08	10	1/2-14	27,0	10,0	17,0	22,0	19,0	16,0
1205482	1241566	24-XAL-12RK04	12	1/4-19	27,0	10,0	17,0	19,0	22,0	13,0
1204293	1244918	24-XAL-12RK	12	3/8-19	27,0	10,0	17,0	19,0	22,0	13,0
1204292	1244919	24-XAL-12RK08	12	1/2-14	27,0	10,0	17,0	22,0	22,0	16,0
1205768	1244920	24-XAL-15RK06	15	3/8-19	29,0	11,0	18,0	24,0	27,0	13,0
1204296	1244921	24-XAL-15RK	15	1/2-14	29,0	11,0	18,0	24,0	27,0	16,0
1244867	1244922	24-XAL-18RK06	18	3/8-19	31,0	11,5	19,0	27,0	32,0	13,0
1205769	1244923	24-XAL-18RK	18	1/2-14	31,0	11,5	19,0	27,0	32,0	16,0
1208156	1244924	24-XAL-18RK12	18	3/4-14	32,0	11,5	19,0	32,0	32,0	18,0
1205770	1244925	24-XAL-22RK	22	3/4-14	33,0	13,5	21,0	32,0	36,0	18,0
1205771	1244926	24-XAL-28RK	28	1-11	34,0	14,5	22,0	41,0	41,0	20,0
1244868	1244927	24-XAL-35RK	35	1-11	39,0	14,5	25,0	46,0	50,0	20,0
1206046	1244928	24-XAL-35RK	35	1 1/4-11	39,0	14,5	25,0	46,0	50,0	21,0

DHFI Item number Complete: add suffix "_A" to Body Only DHFI Item number

Dimensions shown may be changed without prior notice

// R1A12M107M

Straight connector DIN 24° Male - BSPT cylindric flat Male - Heavy series

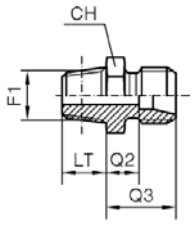

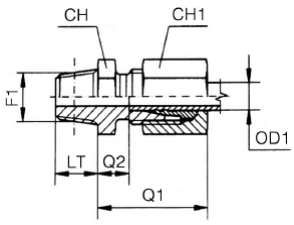

Item Code Body Only	Item Code Complete	DHFI Item number Body Only	OD1	F1	Q1	Q2	Q3	CH	CH1	LT
			mm		mm	mm	mm	mm	mm	mm
1205772	1244989	24-XAS-06RK	6	1/4-19	28,0	12,0	19,0	17,0	17,0	13,0
1205773	1244990	24-XAS-08RK	8	1/4-19	30,0	13,0	20,0	17,0	19,0	13,0
1245379	1245384	24-XAS-10RK04	10	1/4-19	31,0	12,5	20,0	19,0	22,0	13,0
1244891	1244991	24-XAS-10RK	10	3/8-19	31,0	12,5	20,0	19,0	22,0	13,0
1245380	1245385	24-XAS-12RK04	12	1/4-19	33,0	14,5	22,0	22,0	24,0	13,0
1244892	1244992	24-XAS-12RK	12	3/8-19	33,0	14,5	22,0	22,0	24,0	13,0
1245381	1245386	24-XAS-12RK08	12	1/2-14	33,0	14,5	22,0	22,0	24,0	16,0
1205776	1245388	24-XAS-14RK	14	3/8-19	37,0	16,0	24,0	24,0	27,0	13,0
1205894	1244993	24-XAS-14RK08	14	1/2-14	37,0	16,0	24,0	24,0	27,0	16,0
1206082	1245389	24-XAS-16RK06	16	3/8-19	37,0	17,5	26,0	27,0	30,0	13,0
1205777	1244994	24-XAS-16RK08	16	1/2-14	37,0	17,5	26,0	27,0	30,0	16,0
1205778	1244995	24-XAS-20RK	20	3/4-14	42,0	17,5	28,0	32,0	36,0	18,0
1244893	1244996	24-XAS-25RK	25	1-11	47,0	18,0	30,0	41,0	46,0	20,0
1245382	1245390	24-XAS-30RK	30	1-11	50,0	19,5	33,0	46,0	50,0	20,0
1206916	1244997	24-XAS-30RK20	30	1 1/4-11	50,0	19,5	33,0	46,0	50,0	21,0
1245383	1245391	24-XAS-38RK	38	1 1/4-11	57,0	22,0	38,0	55,0	60,0	21,0
1207841	1244998	24-XAS-38RK24	38	1 1/2-11	57,0	22,0	38,0	55,0	60,0	22,0

DHFI Item number Complete: add suffix "_A" to Body Only DHFI Item number

Dimensions shown may be changed without prior notice

// R1A11M907M

90° connector DIN 24° Male - BSPT Male - Light series

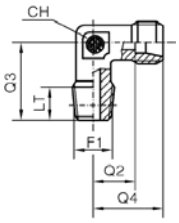

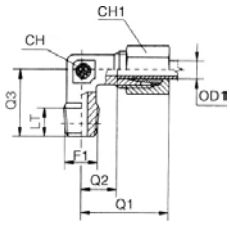

Item Code Body Only	Item Code Complete	DHFI Item number Body Only	OD1 mm	F1	Q1 mm	Q2 mm	Q3 mm	Q4 mm	CH mm	CH1 mm	LT mm
1205780	1244959	24-XCL-6R	6	1/8-28	27,0	12,0	20,0	19,0	12,0	14,0	8,0
1204096	1241962	24-XCL-6R04	6	1/4-19	29,0	14,0	26,0	21,0	12,0	14,0	12,0
1206232	1244960	24-XCL-8R02	8	1/8-28	29,0	14,0	26,0	21,0	12,0	17,0	8,0
1205781	1243352	24-XCL-8R	8	1/4-19	29,0	14,0	26,0	21,0	12,0	17,0	12,0
1204098	1241091	24-XCL-8R06	8	3/8-19	32,0	17,0	28,0	24,0	17,0	17,0	12,0
1205782	1242418	24-XCL-10R	10	1/4-19	30,0	15,0	27,0	22,0	14,0	19,0	12,0
1204085	1244961	24-XCL-10RK06	10	3/8-19	32,0	17,0	28,0	24,0	17,0	19,0	12,0
1206181	1244962	24-XCL-10RK08	10	1/2-14	36,0	21,0	34,0	28,0	19,0	19,0	14,0
1205521	1241567	24-XCL-12R04	12	1/4-19	32,0	17,0	28,0	24,0	17,0	22,0	12,0
1204089	1241475	24-XCL-12R	12	3/8-19	32,0	17,0	28,0	24,0	17,0	22,0	12,0
1204088	1244963	24-XCL-12R08	12	1/2-14	36,0	21,0	34,0	28,0	19,0	22,0	14,0
1205783	1244964	24-XCL-15R06	15	3/8-19	36,0	21,0	34,0	28,0	19,0	27,0	12,0
1204092	1244965	24-XCL-15R	15	1/2-14	36,0	21,0	34,0	28,0	19,0	27,0	14,0
1205784	1241843	24-XCL-18R	18	1/2-14	40,0	23,5	36,0	31,0	24,0	32,0	14,0
1205785	1244966	24-XCL-22R	22	3/4-14	44,0	27,5	42,0	25,0	27,0	36,0	16,0
1206569	1244967	24-XCL-28R	28	1-11	47,0	30,5	48,0	38,0	36,0	41,0	18,0
1244886	1244968	24-XCL-35R	35	1 1/4-11	56,0	34,5	54,0	45,0	41,0	50,0	20,0
1244887	1244969	24-XCL-42R	42	1 1/2-11	63,0	40,0	61,0	51,0	50,0	60,0	22,0

DHFI Item number Complete: add suffix "_A" to Body Only DHFI Item number

// R1A12M907M

90° connector DIN 24° Male - BSPT Male - Heavy series

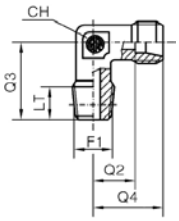

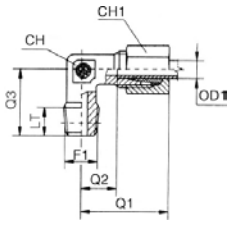

Item Code Body Only	Item Code Complete	DHFI Item number Body Only	OD1 mm	F1	Q1 mm	Q2 mm	Q3 mm	Q4 mm	CH mm	CH1 mm	LT mm
1205786	1245026	24-XCS-06R	6	1/4-19	31,0	16,0	26,0	23,0	12,0	17,0	12,0
1205787	1245027	24-XCS-08R	8	1/4-19	32,0	17,0	27,0	24,0	14,0	19,0	12,0
1205788	1245028	24-XCS-10R	10	3/8-19	34,0	17,5	28,0	25,0	17,0	22,0	12,0
1205789	1245029	24-XCS-12R	12	3/8-19	38,0	21,5	31,0	29,0	17,0	24,0	12,0
1206792	1245030	24-XCS-12R08	12	1/2-14	39,0	22,5	32,0	30,0	19,0	24,0	14,0
1205791	1245031	24-XCS-14R	14	1/2-14	40,0	22,0	32,0	30,0	19,0	27,0	14,0
1206722	1245032	24-XCS-16R06	16	3/8-19	43,0	24,5	32,0	33,0	24,0	30,0	12,0
1205792	1245033	24-XCS-16R	16	1/2-14	43,0	24,5	32,0	33,0	24,0	30,0	14,0
1205793	1245034	24-XCS-20R	20	3/4-14	48,0	26,5	42,0	37,0	27,0	36,0	16,0
1207845	1245035	24-XCS-25R	25	1-11	54,0	30,0	48,0	42,0	36,0	46,0	18,0
1207846	1245036	24-XCS-30R	30	1 1/4-11	62,0	35,5	54,0	49,0	41,0	50,0	20,0
1241128	1245037	24-XCS-38R	38	1 1/2-11	72,0	41,0	61,0	57,0	50,0	60,0	22,0

DHFI Item number Complete: add suffix "_A" to Body Only DHFI Item number

Dimensions shown may be changed without prior notice

// R1A11MT07M

Branch Tee connector DIN 24° Male - BSPT Male - Light series

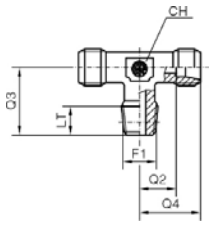

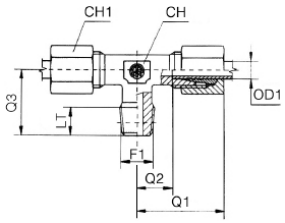

Item Code Body Only	Item Code Complete	DHFI Item number Body Only	OD1	F1	Q1	Q2	Q3	Q4	CH	CH1	LT
			mm		mm	mm	mm	mm	mm	mm	mm
1206237	1244980	24-XFL-06R	6	M12X1.5	27,0	12,0	20,0	19,0	12,0	14,0	8,0
1205794	1242713	24-XFL-08R	8	M14X1.5	29,0	14,0	26,0	21,0	12,0	17,0	12,0
1205795	1244981	24-XFL-10R	10	M16X1.5	30,0	15,0	27,0	22,0	14,0	19,0	12,0
1205796	1244982	24-XFL-12R	12	M18X1.5	32,0	17,0	28,0	24,0	17,0	22,0	12,0
1206123	1244983	24-XFL-15R	15	M22X1.5	36,0	21,0	34,0	28,0	19,0	27,0	14,0
1206124	1244985	24-XFL-22R	22	M30X2	44,0	27,5	42,0	35,0	27,0	36,0	16,0
1207819	1244986	24-XFL-28R	28	M36X2	47,0	30,5	48,0	38,0	36,0	41,0	18,0
1207820	1244987	24-XFL-35R	35	M45X2	56,0	34,5	54,0	45,0	41,0	50,0	20,0
1207821	1244988	24-XFL-42R	42	M52X2	63,0	40,0	61,0	51,0	50,0	60,0	22,0

DHFI Item number Complete: add suffix "_A" to Body Only DHFI Item number

// R1A12MT07M

Branch Tee connector DIN 24° Male - BSPT Male - Heavy series

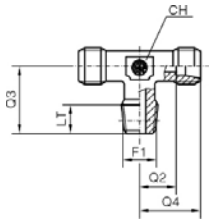

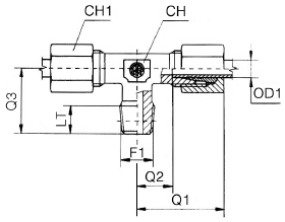

Item Code Body Only	Item Code Complete	DHFI Item number Body Only	OD1	F1	Q1	Q2	Q3	Q4	CH	CH1	LT
			mm		mm	mm	mm	mm	mm	mm	mm
1207028	1245048	24-XFS-06R	6	M14X1.5	31,0	16,0	26,0	23,0	12,0	17,0	12,0
1207029	1245049	24-XFS-08R	8	M16X1.5	32,0	17,0	27,0	24,0	14,0	19,0	12,0
1207030	1245050	24-XFS-10R	10	M18X1.5	34,0	17,5	28,0	25,0	17,0	22,0	12,0
1207031	1245051	24-XFS-12R	12	M20X1.5	38,0	21,5	31,0	29,0	17,0	24,0	12,0
1207851	1245052	24-XFS-14R	14	M22X1.5	40,0	22,0	32,0	30,0	19,0	27,0	14,0
1206239	1245053	24-XFS-16R	16	M24X1.5	43,0	24,5	32,0	33,0	24,0	30,0	14,0
1245394	1245397	24-XFS-20R	20	M30X2	48,0	26,5	42,0	37,0	27,0	36,0	16,0
1207852	1245054	24-XFS-25R	25	M36X2	54,0	30,0	48,0	42,0	36,0	46,0	18,0
1245395	1245398	24-XFS-30R	30	M42X2	62,0	35,5	54,0	49,0	41,0	50,0	20,0
-	1245399	24-XFS-38R	38	M52X2	72,0	41,0	61,0	49,0	50,0	60,0	22,0

DHFI Item number Complete: add suffix "_A" to Body Only DHFI Item number

Dimensions shown may be changed without prior notice

// R1A11ML07M

Run Tee connector DIN 24° Male - BSPT Male - Light series

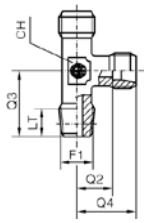

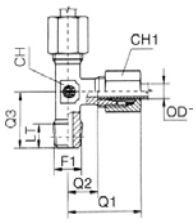

Item Code Body Only	Item Code Complete	DHFI Item number Body Only	OD1	F1	Q1	Q2	Q3	Q4	CH	CH1	LT
			mm		mm	mm	mm	mm	mm	mm	mm
1211017	1244971	24-XHL-08R	8	1/4-19	29,0	14,0	26,0	21,0	12,0	17,0	12,0
1206723	1244972	24-XHL-10R	10	1/4-19	30,0	15,0	27,0	22,0	14,0	19,0	12,0
1206236	1244973	24-XHL-12R	12	3/8-19	32,0	17,0	28,0	24,0	17,0	22,0	12,0
1206409	1244974	24-XHL-15R	15	1/2-14	36,0	21,0	34,0	38,0	19,0	27,0	14,0
1244888	1244976	24-XHL-22R	22	3/4-14	44,0	27,5	42,0	35,0	27,0	36,0	16,0
1244889	1244977	24-XHL-28R	28	1-11	47,0	30,5	48,0	38,0	36,0	41,0	18,0
1207818	1244978	24-XHL-35R	35	1 1/4-11	56,0	34,5	54,0	45,0	41,0	50,0	20,0
1244890	1244979	24-XHL-42R	42	1 1/2-11	63,0	40,0	61,0	51,0	50,0	60,0	22,0

DHFI Item number Complete: add suffix "_A" to Body Only DHFI Item number

// R1A12ML07M

Run Tee connector DIN 24° Male - BSPT Male - Heavy series

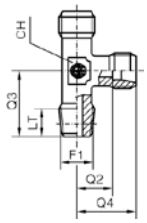

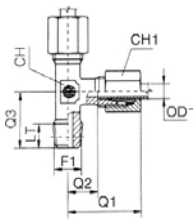

Item Code Body Only	Item Code Complete	DHFI Item number Body Only	OD1	F1	Q1	Q2	Q3	Q4	CH	CH1	LT
			mm		mm	mm	mm	mm	mm	mm	mm
1211204	1245038	24-XHS-06R	6	1/4-19	31,0	16,0	26,0	23,0	12,0	17,0	12,0
1211205	1245039	24-XHS-08R	8	1/4-19	32,0	17,0	27,0	24,0	14,0	19,0	12,0
1207847	1245040	24-XHS-10R	10	3/8-19	34,0	17,5	28,0	25,0	17,0	22,0	12,0
1207848	1245041	24-XHS-12R	12	3/8-19	38,0	21,5	31,0	29,0	17,0	24,0	12,0
1211206	1245042	24-XHS-14R	14	1/2-14	40,0	22,0	32,0	30,0	19,0	27,0	14,0
1207849	1245043	24-XHS-16R	16	1/2-14	43,0	24,5	32,0	33,0	24,0	30,0	14,0
1207850	1245044	24-XHS-20R	20	3/4-14	48,0	26,5	42,0	37,0	27,0	36,0	16,0
1244910	1245045	24-XHS-25R	25	1-11	54,0	30,0	48,0	42,0	36,0	46,0	18,0
1244911	1245046	24-XHS-30R	30	1 1/4-11	62,0	35,5	54,0	49,0	41,0	50,0	20,0
1244912	1245047	24-XHS-38R	38	1 1/2-11	72,0	41,0	61,0	57,0	50,0	60,0	22,0

DHFI Item number Complete: add suffix "_A" to Body Only DHFI Item number

Dimensions shown may be changed without prior notice

// BUTT WELD

// R1A11M100S

Butt Weld straight coupling DIN 24° - Light series

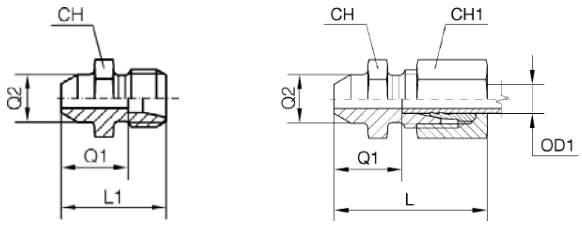

Item Code Body Only	Item Code Complete	DHFI Item number Body Only	OD1	Q1	Q2	CH	CH1	L	L1
			mm	mm	mm	mm	mm	mm	mm
1211088	1243708	24-XVL-06	6	14,0	10,0	12,0	14,0	29,0	21,0
1211089	1243709	24-XVL-08	8	16,0	12,0	14,0	17,0	31,0	23,0
1211090	1243710	24-XVL-10	10	18,0	14,0	17,0	19,0	33,0	25,0
1211091	1243711	24-XVL-12	12	18,0	16,0	19,0	22,0	33,0	25,0
1211092	1243712	24-XVL-15	15	22,0	19,0	22,0	27,0	37,0	29,0
1211093	1243713	24-XVL-18	18	23,5	22,0	27,0	32,0	40,0	31,0
1211094	1243714	24-XVL-22	22	28,5	27,0	32,0	36,0	45,0	36,0
1211095	1243715	24-XVL-28	28	30,5	32,0	41,0	41,0	47,0	38,0
1211096	1243716	24-XVL-35	35	32,5	40,0	46,0	50,0	54,0	43,0
1210752	1243717	24-XVL-42	42	35,0	46,0	55,0	60,0	58,0	46,0

DHFI Item number Complete: add suffix "_A" to Body Only DHFI Item number

// R1A12M100S

Butt Weld straight coupling DIN 24° - Heavy series

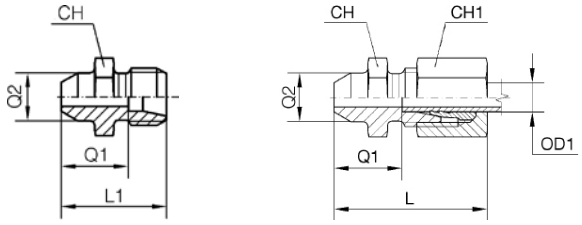

Item Code Body Only	Item Code Complete	DHFI Item number Body Only	OD1	Q1	Q2	CH	CH1	L	L1
			mm	mm	mm	mm	mm	mm	mm
1211265	1244047	24-XVS-06	6	19,0	11,0	14,0	17,0	34,0	26,0
1211266	1244048	24-XVS-08	8	21,0	13,0	17,0	19,0	36,0	28,0
1208074	1244049	24-XVS-10	10	22,5	15,0	19,0	22,0	39,0	30,0
1206144	1244050	24-XVS-12	12	24,5	17,0	22,0	24,0	41,0	32,0
1211267	1244051	24-XVS-14	14	27,0	19,0	24,0	27,0	45,0	35,0
1211268	1244052	24-XVS-16	16	26,5	21,0	27,0	30,0	45,0	35,0
1207100	1244053	24-XVS-20	20	29,5	26,0	32,0	36,0	51,0	40,0
1208075	1244054	24-XVS-25	25	32,0	31,0	41,0	46,0	56,0	44,0
1211269	1244055	24-XVS-30	30	35,5	36,0	46,0	50,0	62,0	49,0
1207132	1244056	24-XVS-38	38	38,0	44,0	55,0	60,0	69,0	54,0

DHFI Item number Complete: add suffix "_A" to Body Only DHFI Item number

Dimensions shown may be changed without prior notice

// R1A11M111S

Butt Weld long straight coupling DIN 24° - Light series

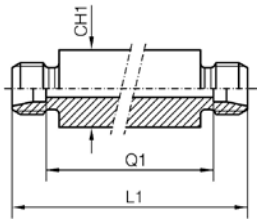

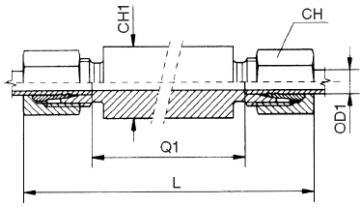

Item Code Body Only	Item Code Complete	DHFI Item number Body Only	OD1	Q1	CH	CH1	L	L1
			mm	mm	mm	mm	mm	mm
1211098	1243787	24-XYL-06	6	56,0	14,0	18,0	85,0	70,0
1211099	1243788	24-XYL-08	8	56,0	17,0	20,0	85,0	70,0
1211100	1243789	24-XYL-10	10	58,0	19,0	22,0	87,0	72,0
1211101	1243790	24-XYL-12	12	58,0	22,0	25,0	87,0	72,0
1207460	1244547	24-XYL-15	15	70,0	27,0	28,0	100,0	84,0
1211102	1243791	24-XYL-18	18	69,0	32,0	32,0	101,0	84,0
1211103	1243792	24-XYL-22	22	73,0	36,0	36,0	105,0	88,0
1211104	1243793	24-XYL-28	28	73,0	41,0	40,0	106,0	88,0
1211105	1243794	24-XYL-35	35	71,0	50,0	50,0	114,0	92,0
1211106	1243795	24-XYL-42	42	70,0	60,0	60,0	115,0	92,0

DHFI Item number Complete: add suffix "_A" to Body Only DHFI Item number

// R1A12M112S

Butt Weld long straight coupling DIN 24° - Heavy series

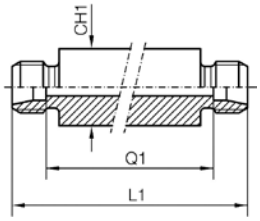

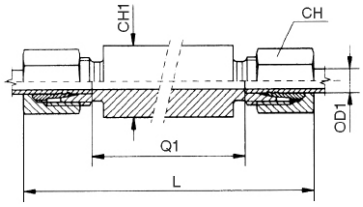

Item Code Body Only	Item Code Complete	DHFI Item number Body Only	OD1	Q1	CH	CH1	L	L1
			mm	mm	mm	mm	mm	mm
1211271	1244135	24-XYS-06	6	60,0	17,0	20,0	89,0	74,0
1211272	1244136	24-XYS-08	8	60,0	19,0	22,0	89,0	74,0
1208076	1244137	24-XYS-10	10	59,0	22,0	25,0	91,0	74,0
1211273	1244138	24-XYS-12	12	59,0	24,0	28,0	91,0	74,0
1211274	1244139	24-XYS-14	14	72,0	27,0	30,0	107,0	88,0
1211275	1244140	24-XYS-16	16	71,0	30,0	35,0	107,0	88,0
1207467	1242452	24-XYS-20	20	71,0	36,0	38,0	114,0	92,0
1211276	1244141	24-XYS-25	25	72,0	46,0	45,0	120,0	96,0
1211277	1244142	24-XYS-30	30	73,0	50,0	50,0	126,0	100,0
1211278	1244143	24-XYS-38	38	72,0	60,0	60,0	133,0	104,0

DHFI Item number Complete: add suffix "_A" to Body Only DHFI Item number

Dimensions shown may be changed without prior notice

// PLUG

// R1A15F0000

Plug with O-Ring 24° DIN 2353 - Light series

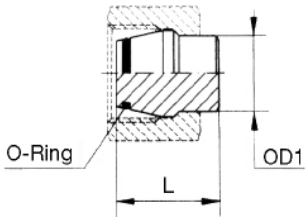

Item Code	DHFI Item number	Head	OD1	L
		mm	mm	mm
1208264	24-PS-06ED	-0600	6	18,5
1208263	24-PS-08ED	-0800	8	18,5
1208262	24-PS-10ED	-1000	10	20,0
1208240	24-PS-12ED	-1200	12	20,5
1208142	24-PL-15ED	-1500	15	20,5
1208143	24-PL-18ED	-1800	18	22,5
1208146	24-PL-22ED	-2200	22	25,0
1208148	24-PL-28ED	-2800	28	25,5
1208149	24-PL-35ED	-3500	35	30,0
1208150	24-PL-42ED	-4200	42	30,0

// R1A16F0000

Plug with O-Ring 24° DIN 2353 - Heavy series

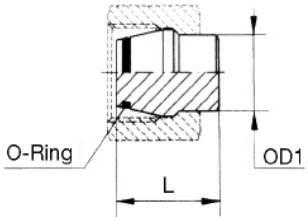

Item Code	DHFI Item number	Head	OD1	L
		mm	mm	mm
1208239	24-PS-06ED	-0600	6	18,5
1208238	24-PS-08ED	-0800	8	18,5
1208237	24-PS-10ED	-1000	10	20,0
1208236	24-PS-12ED	-1200	12	20,5
1208062	24-PS-14ED	-1400	14	22,5
1208063	24-PS-16ED	-1600	16	23,5
1208064	24-PS-20ED	-2000	20	28,5
1208065	24-PS-25ED	-2500	25	29,0
1208066	24-PS-30ED	-3000	30	30,5
1208067	24-PS-38ED	-3800	38	33,0

Dimensions shown may be changed without prior notice

// R1A50I0000

Socket head plug Metric cylindric with elastomer

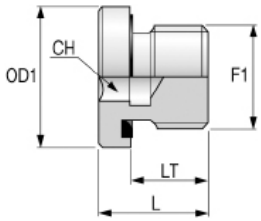

Item Code	DHFI Item number	F1	OD	CH	L	LT
			mm	mm	mm	mm
1246636	R1A50I0000-1000	M10X1.0	13,9	5,0	12,0	8,0
1248040	R1A50I0000-1200	M12X1.5	16,9	6,0	17,0	12,0
1246693	R1A50I0000-1400	M14X1.5	18,9	6,0	17,0	12,0
1248041	R1A50I0000-1600	M16X1.5	21,9	8,0	17,0	12,0
1204053	24-HFM-18	M18X1.5	23,9	8,0	17,0	12,0
1247648	R1A50I0000-2000	M20X1.5	25,9	10,0	19,0	14,0
1246067	R1A50I0000-2200	M22X1.5	26,9	10,0	19,0	14,0
1246594	R1A50I0000-2600	M26X1.5	31,9	12,0	21,0	16,0
1204057	24-HFM-27	M27X2	31,9	12,0	21,0	16,0
1206706	24-HFM-33	M33X2.0	39,9	17,0	22,5	16,0
1211886	24-HFM-42	M42X2	49,9	22,0	22,5	16,0
1207864	24-HFM-48	M48X2.0	54,9	24,0	22,5	16,0

// R1A06I0000

Socket head plug BSPP cylindric with elastomer

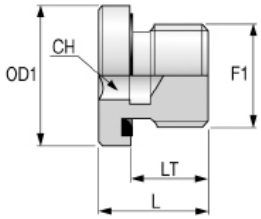

Item Code	DHFI Item number	F1	OD	CH	L	LT
			mm	mm	mm	mm
1204044	24-HF-02	1/8-28	13,9	5,0	12,0	8,0
1204043	24-HF-04	1/4-19	18,9	6,0	17,0	12,0
1204049	24-HF-06	3/8-19	21,9	8,0	17,0	12,0
1204042	24-HF-08	1/2-14	26,9	10,0	19,0	14,0
1204048	24-HF-12	3/4-14	31,9	12,0	21,0	16,0
1204045	24-HF-16	1-11	39,9	17,0	22,5	16,0
1204047	24-HF-20	1 1/4-11	49,9	22,0	22,5	16,0
1204046	24-HF-24	1 1/2-11	54,9	24,0	22,5	16,0

// APPENDIX

// HOSE GUIDELINES 276
// FITTINGS GUIDELINES 288
// ADAPTERS GUIDELINES 302

// HOSE GUIDELINES

SETTING NEW STANDARD

DUNLOP HIFLEX cares for the environment and for your equipment among DUNLOP HIFLEX's newest products are POWERFLEXBIO 3000, 4000, 5000, 5000 PLUS, 6000 spiral hose, low temperature, Temp Tech, MineTuff, SuperTuff hose and a complete coupling line.
They join the extensive range of DUNLOP HIFLEX hose, the high pressure hydraulic components that have set the standard for reliability and durability.

DESIGN

Throughout the world DUNLOP HIFLEX has build up a name synonymous with quality, a reputation based on first class product, a commitment to research and development and ongoing capital investment.
The development and product engineering staff in DUNLOP HIFLEX, continue to provide fluid conveying product innovations that assure better performance and cost saving to our customers.
DUNLOP HIFLEX hose and couplings are designed to work together as a system for problem free performance, no matter what machine you operate. The performance of all our product exceeds SAE, DIN, JIS requirements and some hoses meet the MSHA and LOBA flame resistance requirements, as well.

LEADERSHIP IN HYDRAULIC HOSE AND COUPLING COMPONENTS

DUNLOP HIFLEX has developed into a world leading manufacturer, of fluid power and fluid system components. A positive attitude towards the demands from new equipment which is using the latest technology has seen DUNLOP HIFLEX introduce many outstanding new hydraulic hose types. These hoses have found acceptance in a wide range of industry, some examples are:

Mining	Earthmoving	Moulding
Logging	Agriculture	Drilling
Petroleum	Waste/Refuse	Crane
Railroad	Manufacturing	
Construction	Pulp and Plywood Mills	

GLOBAL COMPANY

Due to our world-wide organisation of subsidiaries and distributors you will always be near a source for DUNLOP HIFLEX products. Your DUNLOP HIFLEX dealer has trained personnel to consult with you on your hose and coupling requirements guaranteeing consistent quality and performance.

OUR COMMITEMNT

By remaining alert to customer's needs, DUNLOP HIFLEX is constantly engineering new products for tomorrow's markets as well as modifying them for even higher performances.
DUNLOP HIFLEX commitment to innovation and service makes our products known throughout the world for quality, reliability and leadership, when you need quality hose and couplings, use the best available.
Now you can count on DUNLOP HIFLEX for all your needs.

TESTING

DUNLOP HIFLEX laboratories are fully equipped to carry out tests according to standards like SAE, ISO, DIN and JIS. New products are also subjected to laboratory simulation of actual service prior to being released on the market.

WORLD CLASS QUALITY

DUNLOP HIFLEX is working to internationally recognised quality programs requiring stringent standards. Many of our customers are demanding ISO qualification or equivalent as a prerequisite for purchasing. This standard is an assurance of consistent quality.
For DUNLOP HIFLEX this is just the start "do it right from the beginning".

IMPORTANT NOTE FOR USERS

Hose assemblies require caution in use not only to provide long service life but also to guard against potentially dangerous failure.
Serious injury, death and destruction of property can result from the rupture or blowing-apart of a hydraulic hose assembly that is damaged, worn out, badly assembled or installed incorrectly.
Users should follow good maintenance practices. Avoid expensive downtime by establishing a program of inspection, testing and replacement of hose assemblies before failure occurs; taking into account factors including: severity of application, frequency of equipment use, past performance of hose assemblies. Document your maintenance, inspections and testing.
Only properly trained persons should inspect, test or service hose assemblies and this training should be updated regularly.
Users should carefully observe the precautions listed below under **"be aware that"** as well as following closely our recommendations for the selection of hose and couplings. In addition, care should be taken not to exceed the minimum bend radius listed for each hose size and type. Maximum operating pressure should not exceed the pressures listed. Instruction for assembling fittings to different hoses should be followed carefully to ensure the safe performance of the complete assembly.
By following the recommendations on hose assembly routing and installation, improved safety and longer service life of any hose installation will result.
Hydraulic fluid under pressure can be potentially dangerous!!
An explosive burst or stream of escaping fluid can cause damage to equipment as well as serious injury to persons nearby.

BE AWARE THAT...

1. Highly pressurised fluid escaping from a small pinhole can be almost invisible and, yet, exert extreme force capable of penetrating the skin and other body tissues, causing possible severe injury.
2. Hot fluids or chemicals can cause severe burns.
3. Pressurised fluids, if released uncontrolled, can exert a tremendous explosive force.
4. All hydraulic hoses listed in this catalogue are electrically conductive.
5. Some hydraulic fluids are highly flammable.

AND...

6. Always position a shield between you and any pressurised hydraulic lines when working next to them... or shut the pressure off.
7. Wear safety glasses.
8. Do not use your hands to check for leaks. Do not touch a pressurised hydraulic hose assembly with any part of your body, if fluid punctures the skin, even if no pain is felt, a serious emergency exists. Obtain medical assistance immediately. Failure to do so can result in loss of the injured body part or death.
9. Stay out of hazardous areas while testing hose assemblies under pressure. Use proper safety protection.
10. If an injury or reaction occurs, get medical attention right away.
11. Use only non conductive thermoplastic hoses where electrical conductivity is not desired: for instance, equipment working on electric power lines.

DUNLOP HIFLEX hose and fitting are designed, engineered and tested to be used together in an assembly.

The use of DUNLOP HIFLEX fittings on other manufactures hose or the use of DUNLOP HIFLEX hose with other manufactures fittings may result in the production of unreliable or unsafe assemblies. It is neither recommended nor authorised by DUNLOP HIFLEX.

DUNLOP HIFLEX recommends only those hose and coupling combinations specified in the DUNLOP HIFLEX Hydraulic Products Catalogues.

DUNLOP HIFLEX disclaims any liability for any hose assemblies which have not been produced in conformance with DUNLOP HIFLEX assembly recommendations and current crimp data charts.

Extensive impulse testing has been performed by DUNLOP HIFLEX to verify the recommendations contained in this catalogue. A simple burst or pressure test cannot determine a hose and coupling combination.
Any claim for defects must be made in writing on the appropriate ISO 9001 complaint form within 8 days from receipt of the product. DUNLOP HIFLEX will have a reasonable opportunity thereafter to examine and investigate the alleged defect.

The customer's exclusive remedy with respect to any claim of any kind whatsoever shall be refund of the purchase price or replacement of the product at the option of DUNLOP HIFLEX and in no event shall DUNLOP HIFLEX be liable for any incidental or consequential damages whatsoever.

REFERENCE SPECIFICATIONS

SAE -	Society of Automotive Engineers
DNV - GL	Det Norske Veritas - Germanischer Lloyd
EN -	European Norm
DIN -	Deutsche Institute Normen
CERCHAR -	Centre d'Etudes et Recherches Des Charbonnages de France
MSHA -	U.S. Mine Safety and Health Administration
LOBA -	Landesobergamt Nordrhein - Westfallen
AS -	Australian Standard
BV -	Bureau Veritas
ISO -	International organization for Standardization
KR -	Korean Register
MA -	Chinese Mining

The listing below are intended only as guides in identifying which DUNLOP HIFLEX hoses comply with requirements of various agencies.

Hose	SAE J517	EN	ISO	Dunlop Hiflex Proprietary Hose	DNV GL	ABS	BV	NKK	RINA	Lloyd's Register	MSHA[2]	USDOT[3]	KR	MA
Flexor R4	100 R4						X							
122T Plus - 1SN/R1AT	100 R1AT	853 1SN	1436		X	X							X	
222T Plus - 2SN/R2AT	100 R2AT	853 2SN	1436		X	X							X	
121 Slimline		857 1SC	11237		X		X							
241 Superslimline	100 R16	857 2SC	11237		X				X		X		X	
221T Plus 2SC	100 R16	857 2SC	11237		X	X	X							X
Powerflexbio 3000	EX SAE R12		18752	X	X*					X*	X			
Powerflexbio 4000			18752	X	X	X				X*	X			
Powerflexbio 5000			18752	X	X	X				X*	X			
Powerflexbio 5000P			18752	X	X	X				X*	X			
Powerflexbio 6000	EX SAE R15		18752	X	X	X	X			X*	X			
Firesafe 5000				X							X*			
490 Powertrak - AT7K				X							X			
560 Powertrak - AT8K				X							X			
Commander 1SN	100 R1AT	853 1SN	1436	X	X	X*								

1. DNV approvals are with permanent (crimp) type fittings only
2. Hoses with MSHA approved cover are always branded "MSHA"
3. DOT Type All TYPE All FMVSS 106 approval up to size –12

Listing may vary by style and size, for current and complete information, contact DUNLOP HIFLEX for details.

* Running

SAFETY GUIDE BASIC FACTORS FOR THE SELECTION, INSTALLATION AND MAINTENANCE OF HOSE AND HOSE ASSEMBLIES

Hydraulic hose (and hose assemblies) has a limited life dependent on service conditions to which is applied.
Subjecting hose (and hose assemblies) to conditions more severe than the recommended limits significantly reduce service life. Exposure to combinations of recommended limits (i.e., continuous use at maximum rated working pressure, maximum recommended operating temperature and minimum bend radius) will also reduce service life.

WARNING: FAILURE TO FOLLOW PROPER SELECTION, INSTALLATION AND MAINTENANCE PROCEDURES BODILY INJURY, AND DAMAGE TO PROPERTY.

1. SELECTION

The following is a list of factors which must
be considered before the selection of a hose can be made:

1.1 Line size

In order to achieve maximum efficiency in a hydraulic system, it is necessary to keep pressure losses (resistance to the volumetric flow) to a minimum when a fluid is conveyed by the different types of flow lines.
When a fluid flows through a flow line, heat is generated by friction. Thus part of the energy is lost as heat energy, which results in a pressure loss.

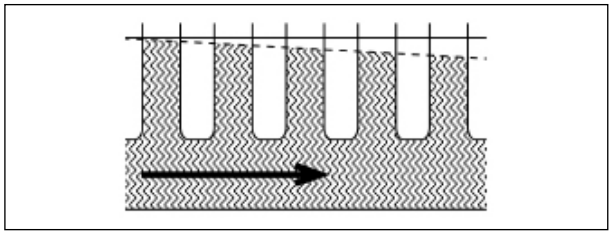

These pressure losses depend upon:

- flow velocity (for a given volumetric flow, the fluid flow velocity increases with a decrease in the cross sectional area of a flow line and vice versa)
- length of the flow line
- the viscosity of the fluid flowing
- the density of the fluid flowing
- the type of flow (laminar or turbulent)

Types of flow - The type of flow changes from laminar to turbulent at a certain flow velocity. This velocity is given by the Reynold's Number Re.
For cylindrical flow lines the following formula applies:

$$Re = \frac{v \times d}{\upsilon}$$

where: v = velocity (m/s)
d = flow line internal dia (m)
υ = kinematic viscosity (m²/s)

As soon as the value for Re exceeds 2300, the laminar flow changes to turbulent flow.
Laminar flow - In laminar flow, the individual fluid particles move up to certain speeds in uniform layers alongside each other. They scarcely disturb or influence each other.
Turbulent flow - If the value for Re exceeds 2300, flow becomes whirling and turbulent. The individual particles no longer move in one direction in an orderly fashion, but influence and hinder each other.

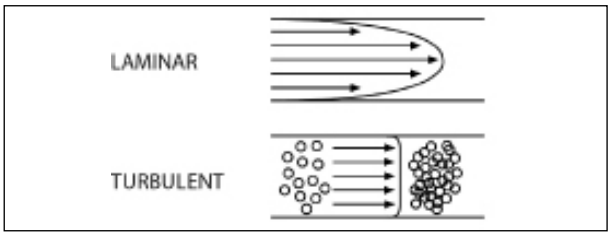

Certain fluid flow velocities have proved to be most suitable for hydraulic flow lines.
Recommended flow velocities:

Suction lines:	0.5 … 1.2 m/s	1.6 … 4 feet/s
Return lines:	2 … 3 m/s	6.5 …10 feet/s
Pressure lines:	4 … 7.5 m/s	13…25 feet/s

FLOW CAPACITY NORMOGRAM
Flow Capacities of Hose at Recommended Flow Velocities
The chart below is provided as an aid in the determination of the correct hose size.
Example at 45 l/min, what is the proper hose size within the recommended velocity range for pressure lines?
Locate 45 l/min in the left-hand column and 7,5 m/s in the right-hand column (the maximum recommended velocity range for pressure lines).
Lay a straight line across these two points. The inside diameters shown in the centre column is above 9,5 mm so we have to use 12,7 mm (1/2"). For suction hose, follow the same procedure except use recommended velocity range for intake lines in the righthand column.
where: Q = flow in liters per seconds (l/sec)
V = velocity in meters per seconds (m/s)
d = hose inside diameter (mm & dash size)

TECHNICAL INFORMATION – NORMOGRAM OF THE FLOW

The normogram herewith is pivotal to help you find the hose diameter by knowing the liquid flow and speed.
In order to find the correct diameter you should trace a line between the flow value (l/min) and the suggested speed (m/sec) according to the kind of delivery (pressure or return). The value touched by the line in the central column will indicate the hose ID (mm/inches) that must be used.

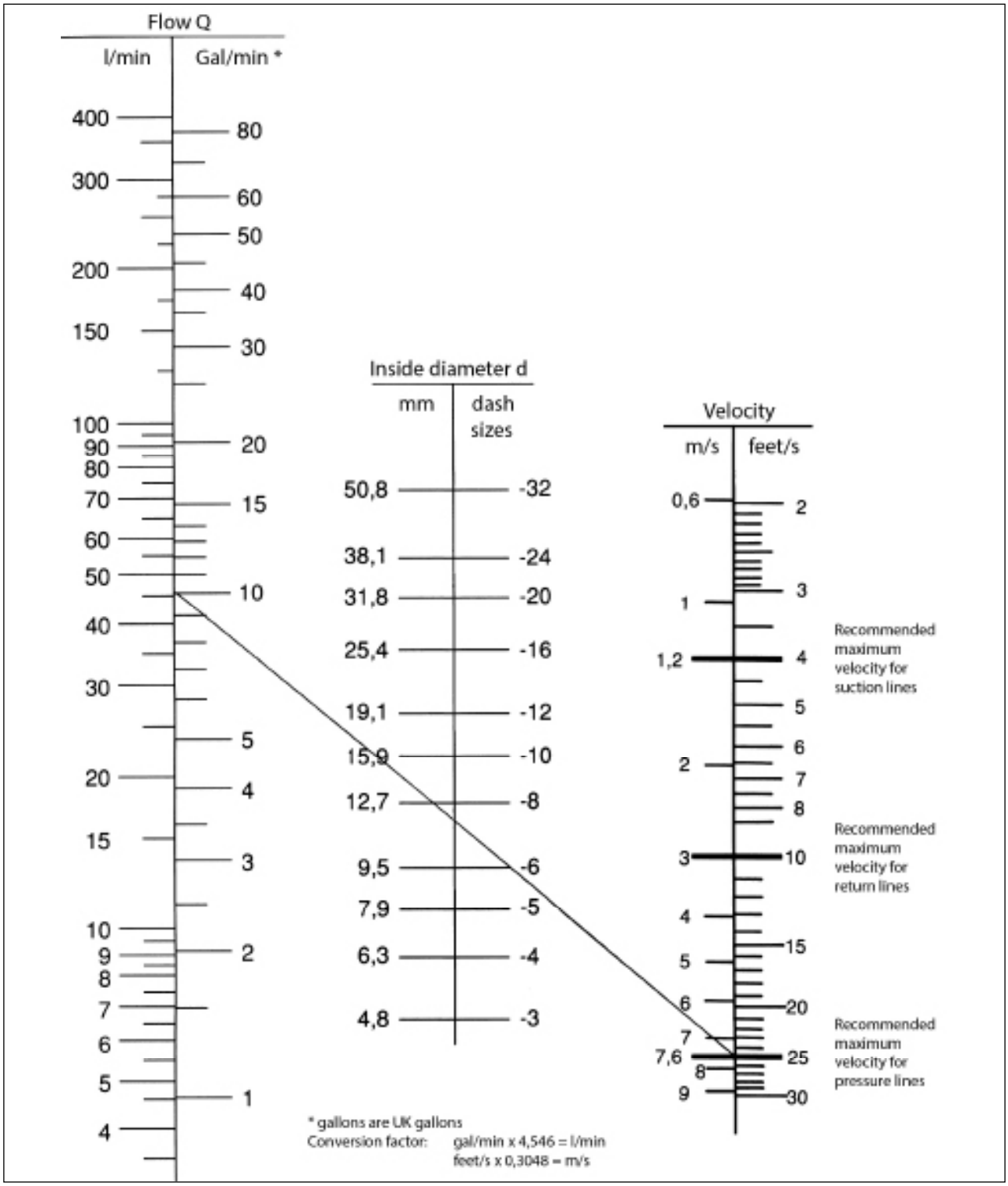

It is therefore important to calculate correctly the required flow line sizes. Undersized pressure lines results in high fluid velocity causing an excessive pressure drop, and heat built up, which impair overall system performance.
Undersized suction lines can cause cavitation at the hydraulic pump inlet, affecting performance, shortening pump life, and creating excessive noise levels.
The flow capacity normogram is an aid to determine the correct hose internal diameter size, desired flow rate and recommended velocity. By the use of any two known factors, the third can be determined.

1.2 Pressure
After determining the system pressure for a hydraulic system, hose selection must be made so that the recommended maximum operating pressure specified by a given hose, is equal or greater than the system pressure. Dynamic pressure is common for all hydraulic systems.Pressure surges which exceed the maximum working pressure (pressure relief valve setting) affect the service life of system components, including a hose assembly and therefore need to be taken into consideration. Hoses used for suction lines must be selected to ensure the hose will withstand the negative pressure of the system.

1.3 Temperature
Care must be taken to ensure that the operating temperature of the fluid being conveyed and ambient temperatures, do not exceed the limitations of the hose.Special care must be taken when routing near hot manifolds or molten metal.

1.4 Fluid Compatibility
Hose selection must assure compatibility of the hose tube, cover, reinforcement, and fittings with the fluid used.
Additional caution must be observed in hose selection for gaseous applications. Some fire resistant fluids require the same hose as petroleum oil. Some use a special hose, while a few fluids will not work with any hose at all.
For gas application, where compatible with DUNLOP HIFLEX hoses, and at pressure above 10 bar, the hose cover shall be pin-pricked.

1.5 Permeation
Permeation (that is, seepage through the hose) will occur from inside the hose to outside when hose is used with gases, liquid and gas fuels, and refrigerants (including but not limited to such materials such as helium, fuel oil, natural gas or freon). This permeation may result in high concentrations of vapours which are potentially flammable, explosive, or toxic and in loss of fluid.Even though the fluid compatibilty is acceptable, you must take into account the fact that permeation will occur and could be hazardous. Permeation of moisture from outside the hose to inside the hose will also occur. If this moisture permeation would have detrimental effects (particularly but not limited to refrigeration and air conditioning systems), incorporation of sufficient drying capacity in the system or other appropriate system safeguards should be selected and used.

1.6 Routing
Attention must be given to optimum routing to minimise inherent problems. Restrain, protect or guide hose with the use of clamps if necessary to minimise risk or damage due to excessive flexing, whipping or contact with other moving parts or corrosives. Determine hose lengths and configurations that will result in proper routing and protection from abrasion, snagging or kinking and provide leak resistant connections.

1.7 Environment
Care must be taken to ensure that the hose and fittings are either compatible with or protected from the environment to which they are exposed. Environmental conditions including but not limited to ultraviolet light, heat, ozone, moisture, water, salt water, chemicals, and air pollutants can cause degradation and premature failure and, therefore, must be considered.

1.8 Mechanical Loads
External forces can significantly reduce hose life. Mechanical loads which must be considered include excessive flexing, twist, kinking, tensile or side loads, bend radius, and vibration. Use of swivel type fittings or adaptors may be required to ensure no twist is put into the hose. Unusual applications may require special testing prior to hose selection.

1.9 Abrasion
While a hose is designed with a reasonable level of abrasion resistance, care must be taken to protect the hose from excessive abrasion which can result in erosion, snagging, and cutting of the hose cover. Exposure of the reinforcement will significantly accelerate hose failure.

1.10 Proper End Fitting
Care must be taken to ensure proper compatibility exists between the hose and coupling selected based on the manufacturer's recommendations substantiated by testing to industry standards such as SAE J517, DIN 20024, JIS B 8360.

1.11 Length
When establishing proper hose length, motion absorption, hose length changes due to pressure, as well as hose and machine tolerances must be considered.

1.12 Specifications and Standards
When selecting hose and fittings, government, industry, and manufacturer's specifications and recommendations must be reviewed as applicable.

1.13 Hose Cleanliness
Hose components may vary in cleanliness levels. Care must be taken to ensure that the assemblies selected have an adequate level of cleanliness for the application.

1.14 Welding and Brazing
Heating of plated parts, including hose fittings and adaptors, above 232° C (450° F) such as during welding, brazing, or soldering may emit deadly gases.

1.15 Electrical Conductivity

Certain applications require that a hose be non-conductive to prevent electrical current flow. Other applications require the hose to be sufficiently conductive to drain off static electricity.Extreme care must be exercised when selecting hose and fittings for these or any other applications in which electrical conductivity or non-conductivity is a factor.For applications that require hose to be electrically non-conductive, including but not limited to applications near high voltage electric lines, only special non-conductiveThe manufacturer of the equipment in which the non-conductive hose is to be used must be consulted to be certain that the hose and fittings that are selected are proper for the application.

Do not use any DUNLOP HIFLEX hose or fitting for any application requiring non-conductive hose, including but not limited to applications near high voltage electric lines, unless the application is expressly approved in the DUNLOP HIFLEX technical publication for the product, the SAFETY GUIDE hose is both orange in colour and marked “non-conductive”, and the manufacturer of the equipment on which the hose is to be used specifically approves the particular DUNLOP HIFLEX hose and fitting for such use.

DUNLOP HIFLEX does not supply any hose or fittings for conveying paint in airless paint spraying or similar applications and therefore should not be used. A special hose and fitting assembly is required for this application, to avoid static electricity buildup which could cause a spark that may results in an explosion and/or fire.

The electrical conductivity or non-conductivity of hose and fittings is dependant upon many factors and may be susceptible to change. These factors include but are not limited to the various materials used to make the hose and the fittings, manufacturing methods (including moisture control), how the fittings contact the hose, age and amount of deterioration or damage or other changes, moisture content of the hose at and particular time, and others factors.

2. INSTALLATION

After the selection of the correct hose, the following factors must be considered prior to hose and fitting assembly and installation.

2.1 Pre-Installation Inspection

Prior to installation, a careful examination of the hose must be performed. All components must be checked for correct style, size, and length. The hose must be examined for cleanliness, obstructions, blisters, cover looseness, or any other visible defects.

2.2 Hose and Fitting Assembly

Do not assemble an DUNLOP HIFLEX fitting on an DUNLOP HIFLEX hose that is not specified by DUNLOP HIFLEX for that hose. Do not assemble DUNLOP HIFLEX fittings on another manufacturer’s hose or an DUNLOP HIFLEX hose on another manufacturer’s fitting unless DUNLOP HIFLEX approves the assembly in writing, and the user verifies the assembly and the application through analysis and testing.

The DUNLOP HIFLEX published hose assembly instructions must be followed for assembling the fittings on the hose.

2.3 Related Accessories

Crimp or swage DUNLOP HIFLEX hose or fittings only with DUNLOP HIFLEX approved swage or crimp machines and in accordance with the DUNLOP HIFLEX published hose assembly instructions.

2.4 Parts:

Do not use any DUNLOP HIFLEX hose fitting part (including but not limited to sockets, or inserts) except with the correct DUNLOP HIFLEX mating parts, in accordance with DUNLOP HIFLEX published hose assemby.

2.5 Reusable/Permanent

Do not reuse any reusable hose coupling that has blown or pulled off a hose. Do not reuse an DUNLOP HIFLEX permanent (that is, crimped or swaged) hose fitting or any part thereof.

2.6 Minimum Bend Radius

Installation of a hose at less than the minimum listed bend radius may significantly reduce the hose life. Particular attention must be given to avoid sharp bending at the hose/fitting juncture.

2.7 Twist Angle and Orientation

Hose installations must be such that relative motion of machine components does not produce twisting.

2.8 Securement

In many applications, it may be necessary to restrain, protect, or guide the hose to protect it from damage by unnecessary flexing, pressure surges, and contact with other mechanical components. Care must be taken to ensure such restraints do not introduce additional stress or wear points.

2.9 Proper Connection of Ports

Proper physical installation of the hose requires a correctly installed port connection while ensuring that no twist or torque is transferred to the hose.

2.10 External Damage

Proper installation is not complete without ensuring that tensile loads, side loads, kinking, flattening, potential abrasion, thread damage, or damage to sealing surfaces are corrected or eliminated.

2.11 System Checkout

After completing the installation all air entrapment must be eliminated and the system pressurised to the maximum system pressure and checked for proper function without any leaks. Personnel must stay out of potential hazardous areas while testing.

3. HOSE AND FITTING MAINTENANC INSTRUCTIONS

Even with proper selection and installation, hose life may be significantly reduced without a continuing maintenance program. Frequency should be determined by the severity of the application and risk potential. A maintenance program must be established and followed to include the following as a minimum:

3.1 Visual Inspection Hose/Fitting

Any of the following conditions require immediate shut down and replacement of the hose assembly:

- Fitting slippage on hose.
- Damaged, cut or abraded cover (any reinforcement exposed).
- Hard, stiff, heat cracked, or charred hose.
- Cracked, damaged, or badly corroded fittings.
- Leaks at fitting or in hose.
- Kinked, crushed, flattened or twisted hose.
- Blistered, soft, degraded, or loose cover.

3.2 Visual Inspection All Other

The following items must be tightened, repaired or replaced as required:

- Leaking port conditions
- Remove excess dirt build-up
- Clamp, guards, shields
- System fluid level, fluid type and any air entrapment

3.3 Functional Test

Operate the system at maximum operating pressure and check for possible malfunctions and freedom from leaks. Personnel must stay out of potential hazardous areas while testing.

3.4 Replacement Intervals

Specific replacement intervals must be considered based on previous service life, government or industry recommendations, or when failures could result in unacceptable downtime, damage, or injury risk.

CORRECT ASSEMBLY ISTALLATION

Satisfactory performance and appearance depend upon proper hose installation. Excessive length destroys the trim appearance of an installation and adds unnecessarily to the cost of the equipment. Hose assemblies of insufficient length to permit adequate flexing, expansion or contraction will cause poor power transmission and shorten the life of the hose.
The diagrams below offer suggestions for proper hose installations to obtain the maximum in performance and economy.

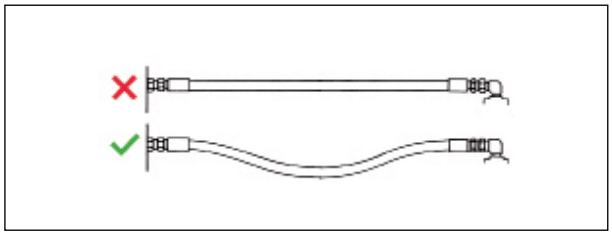

Since hose may change in length from +2% to -4% under the surge of high pressure, provide sufficient slack for expansion and contraction.

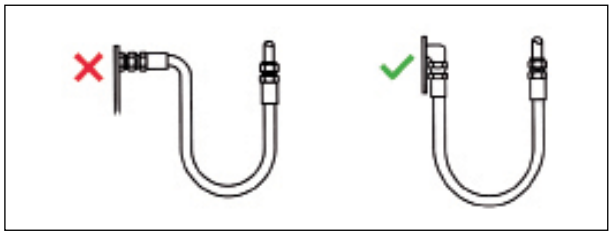

Avoid sharp twist or bend in hose by using proper angle adapters.

Where the radius falls below the required minimum, an angle adapter should be used as shown above to avoid sharp bends in hose.

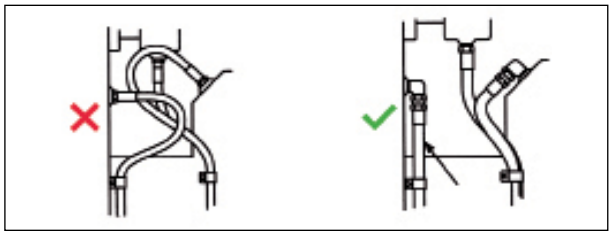

Obtain direct routing of hose through use of 45° and 90° adapters and fittings. Improve appearance by avoiding excessive hose length.

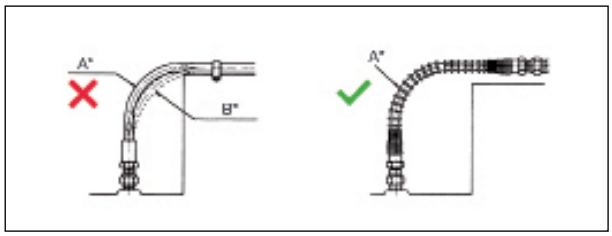

A: High Pressure - B: No Pressure
Due to changes in length when hose is pressurised, do not clamp at bends so curves absorb changes and protect the hose with a spring guard. Do not clamp high and low pressure lines together and protect the hose with a spring guard.

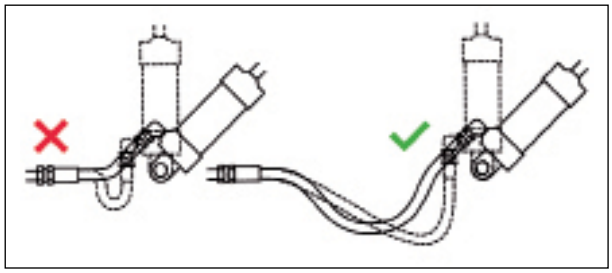

Adequate hose length is most important to distribute movement on flexing applications and to avoid abrasion.

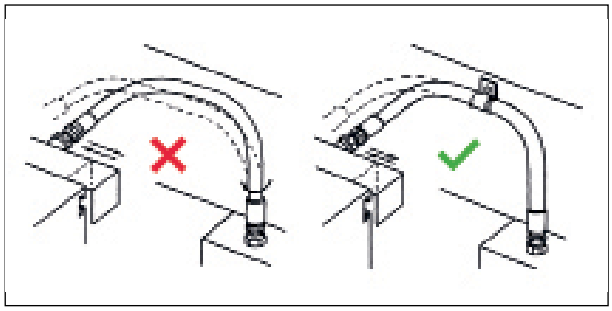

To avoid twisting in hose lines bent in two planes, clamp hose at change of plane, as shown.

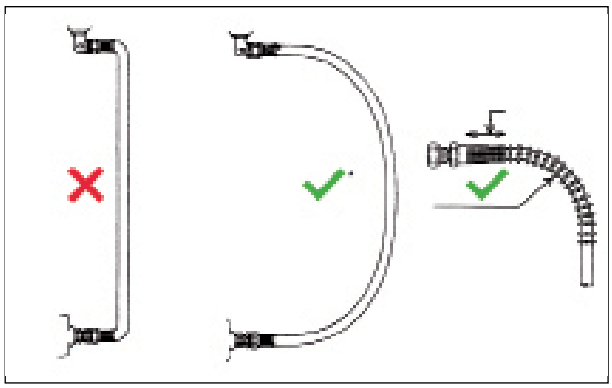

* Never use a banding radius less than the minumum amount shown in the table.
To prevent twisting and distortion, hose should be bent in the same plane as the motion of the boss to which the hose is connected.

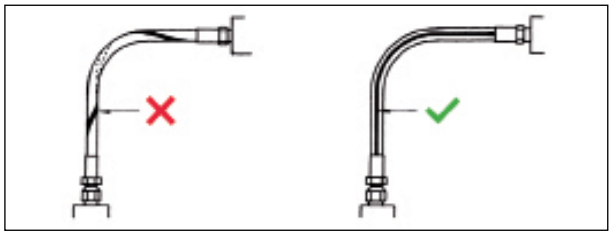

Hose should not be twisted. Hose is weakened when installed in twisted position. Also pressure in twisted hose tends to loosen fitting connections. Design so that machine motion produces bending rather than twisting.

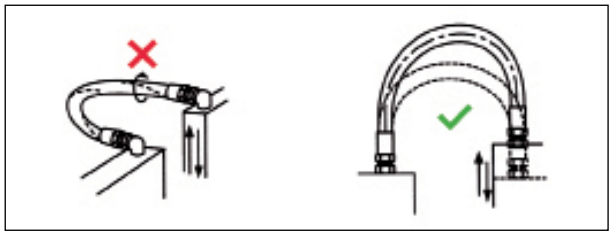

Never use a bending radius less than the minimum shown in the hose specification tables. Avoid sharp bend in hose to reduce collapsing of line and restriction of flow by using proper spring guard. Exceeding minimum bend radius will greatly reduce hose assembly life.

HOW TO DETERMINE CORRECT ASSEMBLY LENGTH

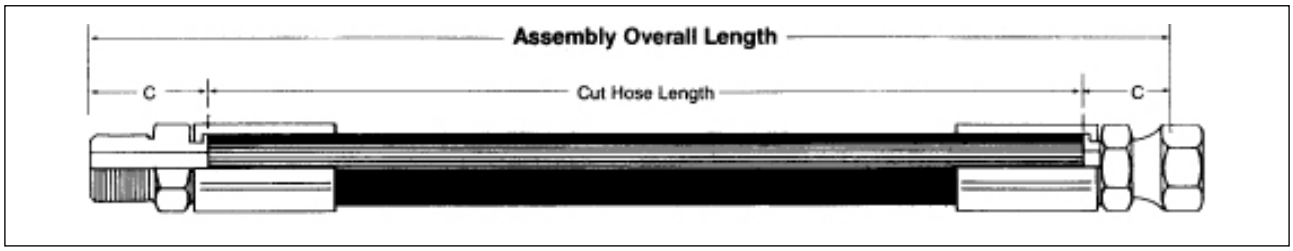

For most assemblies, the correct assembly length may be determined by direct measurement of the equipment or a drawing. Minimum bend radii as shown in the hose specification tables should be observed.
Assemblies are measured to the end of the seal.

To determine the length of hose needed in making assemblies with permanent or reusable couplings, subtract Dimension “C” (Cut off factor) for each coupling from the required overall assembly length. Dimension “C” may be found in the coupling specification tables.

HOW TO MEASURE ASSEMBLIES

Length over nipples



Swivel female and male union

Length between male nipple and centre of female nipple

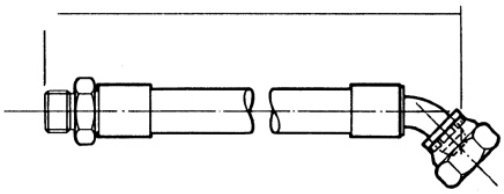

Male union — Swivel female 45° swept union

Length between S.P. and nipple ends

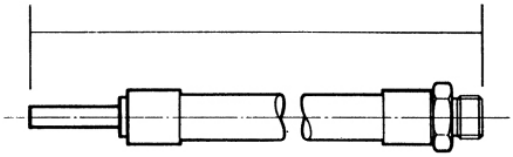

Straight standpipe — Male union

Length between centre lines of S.P. and end of nipple

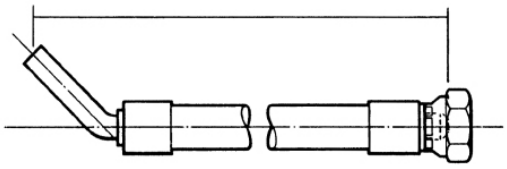

45° standpipe — Swivel female union

Length between centre lines of angle and banjo

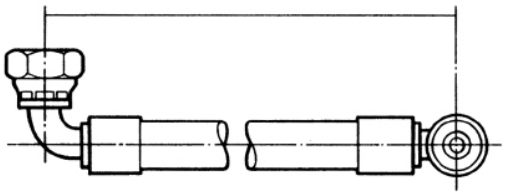

Swivel female 90° swept union — Banjo coupling

Length between centre of angle and nipple end

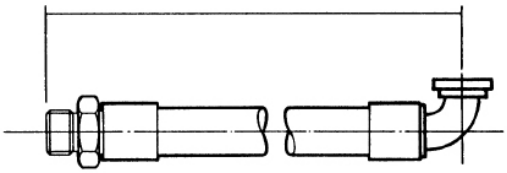

Male union — 90° SAE flange

Remember that hydraulic hose under pressure will elongate up to 2% of its length or contract up to 4% depending on pressure, type and size. Sufficient allowance should be made to permit such changes in length.

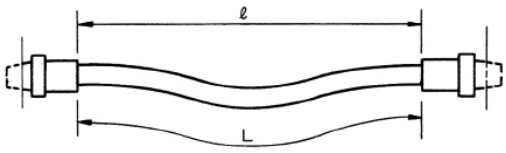

$L \geq l\,(1 + 0{,}04)$

Occasionally an assembly will be required similar to the sketches to the right. The following equations are helpful in determining the correct length:

FOR 180° TURN APPLICATIONS
#1 $L = 2A + \pi R$
#2 $L = 2A + \pi R + T$

where:
L=overall length of the hydraulic hose assembly, in mm or inches.
A=allowance for a minimum straight section of hydraulic hose at each end of the assembly, measured from the outer end of each coupling, in mm or inches. These two straight sections are necessary to prevent excessive stress concentrations directly back of the couplings. See table below.
R=bending radius of the hose, in mm or inches. See hose specifications tables.
T=amount of travel, in mm or inches.
Often right angle adapters provide a convenient means of avoiding too small a bend radius.

Hose ID	in	1/4	5/16	3/8	1/2	5/8	3/4	1	1.1/4	1.1/2	2
	mm	6,4	7,9	9,5	12,7	15,9	19	25	31,8	38,1	50,8
Min "A"	in	5	5	5	6	6	7	8	9	10	11
	mm	127	127	127	152	152	178	203	229	254	279

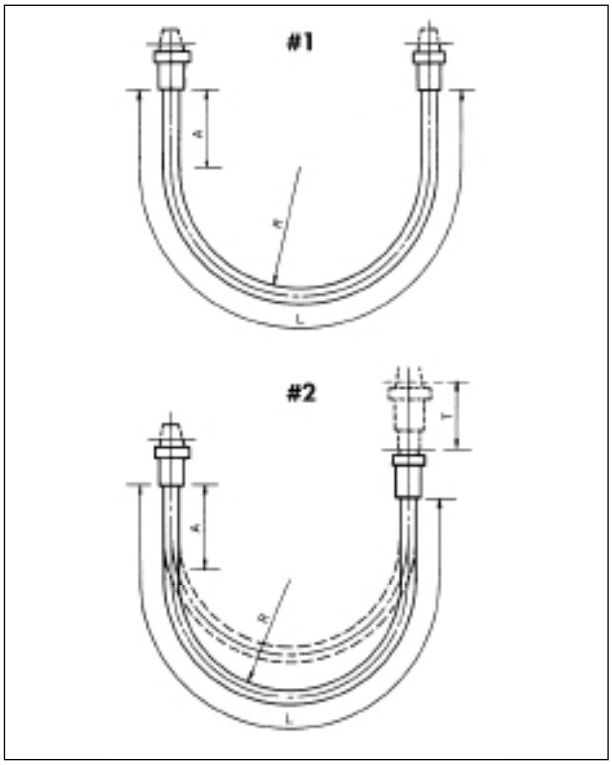

Length Tolerance for Hydraulic Hose Assemblies and Specified Hose Lengths

Length	Tolerance
For lengths from 0 up to and including 12” (305 mm)	± 1/8” ± 3 mm
For lengths ≥ 12” (305 mm) < 18” (457 mm)	± 3/16” ± 5 mm
For lengths ≥ 18” (457 mm) < 36” (914 mm)	± 1/4” ± 6 mm
For lengths ≥ 36” (914 mm) < 48” (1219 mm)	± 3/8” ± 10 mm
For lengths ≥ 48” (1219 mm) < 72” (1830 mm)	± 1/2” ±13 mm
For lengths ≥ 72” (1830 mm)	± 1%
Elbow angle and angle of orientation	Tolerance ±3

Angle Couplings
A - To measure angle of offset of a hose assembly, point one end of coupling “A” (the nearest) to a vertical position downward. The angle can then be measured from the centreline of this vertical coupling in an anticlockwise direction to the centreline of coupling “B” (the far coupling) (see illustration). Relationships can then be expressed from 0° to 360°. If angle not given elbows are positioned at 0°.

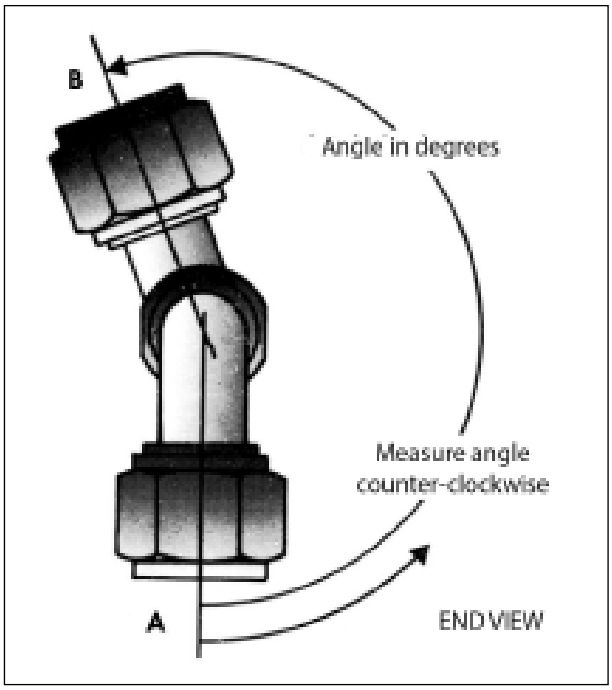

// FITTINGS GUIDELINES

FITTING IDENTIFICATION

Dash numers

Most fluid piping system sizes are measured by dash numbers. These are universally used abbreviations for the size of component expressed as the numerator of the fraction with the denominator always being 16. For example, a -04 port is 4/16 or 1/4 inch. Dash numbers are usually nominal (in name only) and are abbreviations that make ordering of components easier.

There are many coupling systems used for hydraulic connections. They are identified as:
American, British, French, German, Japanese.
This section lists the origin and coupling style.
Descriptions and dimensional data follows each coupling style.

AMERICANT THREAD TYPES

NPTF (National Pipe Tapered Fuel)

This is a dryseal thread, the National pipe tapered thread for fuels. This is used for both male and female ends. This connection is still widely used in fluid power systems, even through it is not recommended by the National Fluid Power Association (N.F.P.A.) for use in hydraulic applications.
The NPTF male will mate with the NPTF, NPSF or NPSM female.
The NPTF male has tapered threads and a 30° inverted seat. The NPTF female has tapered threads and no seat. The seal takes place by deformation of the threads. The NPSM female has straight threads and a 30° inverted seat. The seal takes place on the 30° seat.
The NPTF connector is similar to, but not interchangeable with, the BSPT connector. The thread pitch is different in most sizes. Also, the thread angle is 60° instead of the 55° angle found on BSPT threads.

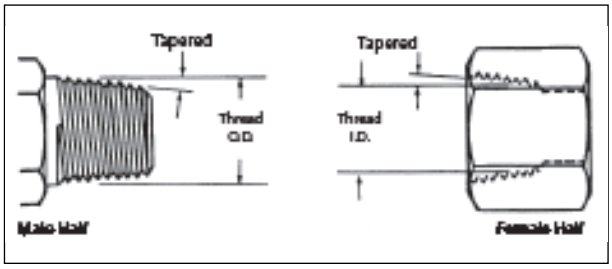

NPSF (National Pipe Straight Thread for Fuels)

The National pipe straight thread for fuels. This is sometimes used for female ends and properly mates with the NPTF male end. However, the SAE recommends the NPTF thread in preference to the NPSF for female ends.

NPSM (National Pipe Straight Mechanical)

National pipe straight thread for mechanical joint. This is used on the female swivel nut of iron pipe swivel adapters. The leak-resistant joint is not made by the sealing fit of threads, but by a tapered seat in the coupling end. This connection is sometimes used in fluid power systems.

Thread Identification Table
National Pipe Straight Mechanical (NPSM)
National Pipe Tapered for Fuels (NPTF)

Tube Size	Tube Size	Thread Size	Female Thread I.D.		Male Thread O.D.	
Dash	(in)	(in-TPI)	(mm)	(in)	(mm)	(in)
-2	1/8	1/8-27	8.7	0.34	10.3	0.41
-4	1/4	1/4-18	11.9	0.47	14.3	0.56
-6	3/8	3/8-18	15.1	0.59	17.5	0.69
-8	1/2	1/2-14	18.3	0.72	21.4	0.84
-12	3/4	3/4-14	23.8	0.94	27.0	1.06
-16	1	1-11.1/2	30.2	1.19	33.3	1.31
-20	1.1/4	11/4-11.1/2	38.9	1.53	42.9	1.69
-24	1.1/2	11/2-11.1/2	44.5	1.75	48.4	1.91
-32	2	2 - 11.1/2	57.2	2.25	60.3	2.38

SAE J514 Straight Thread O-Ring Boss (ORB)

This port connection is recommended by the N.F.P.A. for optional leakage control in medium and high pressure hydraulic systems. The O'ring boss male will mate with an O'ring boss female only.

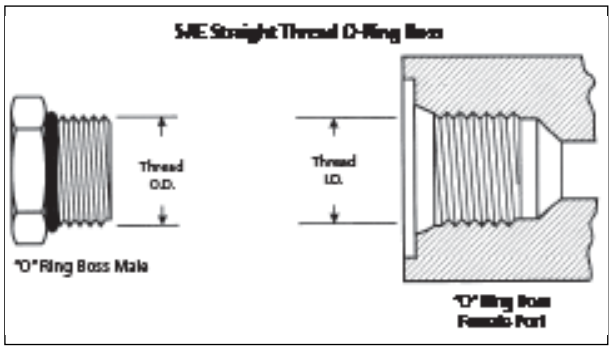

Thread Identification Table
SAE J514 Straight Thread O-Ring Boss

Tube Size	Tube Size	Thread Size	Female Thread I.D.		Male Thread O.D.	
Dash	(in)	(in-TPI)	(mm)	(in)	(mm)	(in)
-2	1/8	5/16-24	6.9	0.27	7.8	0.31
-3	3/16	3/8-24	8.5	0.34	9.4	0.37
-4	1/4	7/16-20	9.9	0.39	11.2	0.44
-5	5/16	1/2-20	11.5	0.45	12.6	0.49
-6	3/8	9/16-18	12.9	0.51	14.1	0.56
-8	1/2	3/4-16	17.5	0.69	18.9	0.74
-10	5/8	7/8-14	20.5	0.81	22.1	0.87
-12	3/4	1.1/16-12	24.9	0.98	26.9	1.06
-14	7/8	1.3/16-12	28.1	1.11	30.3	1.18
-16	1	1.5/161/2	31.3	1.23	33.1	1.31
-20	1.1/4	1.5/8-12	39.2	1.54	41.1	1.62
-24	1.1/2	1.7/8-12	45.6	1.79	47.4	1.87
-32	2	2.1/2-12	61.4	2.42	63.3	2.49

The male has straight threads and an O'ring. The female has straight threads and a sealing face. The seal is made at the O'ring on the male and the sealing face on the female.
The threads hold the connection mechanically.

SAE J514 37° (JIC)

The Society of Automotive Engineers (SAE) specifies a 37° angle flare or seat be used with high pressure hydraulic tubing. These are commonly called JIC couplings.
The JIC 37° flare male will mate with a JIC female only.
The JIC male has straight threads and a 37° flare seat.
The JIC female has straight threads and a 37° flare seat.
The seal is made on the 37° flare seat by establishing a line contact between the male flare and the female cone seat. The threads hold the connection mechanically.

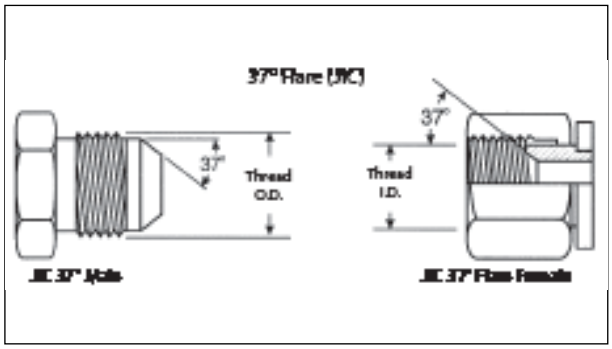

Thread Identification Table
SAE J514 37° Flare (JIC)

Tube Size	Tube Size	Thread Size	Female Thread I.D.		Male Thread O.D.	
Dash	(in)	(in-TPI)	(mm)	(in)	(mm)	(in)
-2	1/8	5/16-24	6.9	0.27	7.8	0.31
-3	3/16	3/8-24	8.5	0.34	9.4	0.37
-4	1/4	7/16-20	9.9	0.39	11.2	0.44
-5	5/16	1/2-20	11.5	0.45	12.6	0.49
-6	3/8	9/16-18	12.9	0.51	14.1	0.56
-8	1/2	3/4-16	17.5	0.69	18.9	0.74
-10	5/8	7/8-14	20.5	0.81	22.1	0.87
-12	3/4	1.1/16-12	24.9	0.98	26.9	1.06
-14	7/8	1.3/16-12	28.1	1.11	30.3	1.18
-16	1	1.5/16-12	31.3	1.23	33.1	1.31
-20	1.1/4	1.5/8-12	39.2	1.54	41.1	1.62
-24	1.1/2	1.7/8-12	45.6	1.79	47.4	1.87
-32	2	2.1/2-12	61.4	2.42	63.3	2.49

CAUTION: In the -02, -03, -04, -05, -08 and -10 sizes, the threads of the SAE 45° flare and the SAE 37° flare are the same. However, the sealing surface angles are not the same. Carefully measure the seat angle to differentiate.

SAE J512 45°

A term usually applied to fittings having a 45° angle flare or seat. Soft copper tubing is generally used in such applications as it is easily flared to the 45° angle. These are for low pressure applications - commonly used in refrigeration, automotive and truck piping systems. The SAE 45° flare male will mate with an SAE 45° flare female only.
The SAE male has straight threads and a 45° flare seat.
The SAE female has straight threads and a 45° flare seat.
The seal is made on the 45° flare seat.

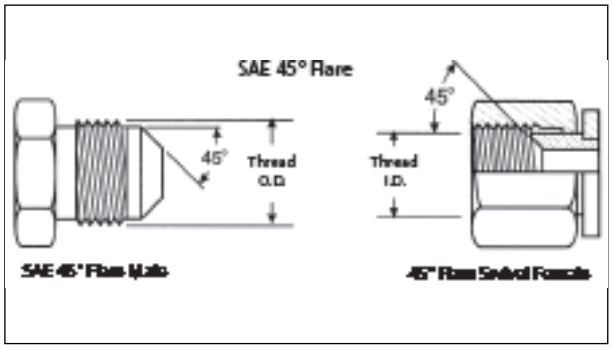

Thread Identification Table
SAE J512 45°

Tube Size	Tube Size	Thread Size	Female Thread I.D.		Male Thread O.D.	
Dash	(in)	(in-TPI)	(mm)	(in)	(mm)	(in)
-2	1/8	5/16-24	6.9	0.27	7.9	0.31
-3	3/16	3/8-24	8.6	0.34	9.6	0.38
-4	1/4	7/16-20	9.9	0.39	11.2	0.44
-5	5/16	1/2-20	11.4	0.45	12.7	0.50
-6	3/8	5/8-18	14.2	0.56	15.7	0.62
-7	7/16	11/16-16	15.7	0.62	17.3	0.68
-8	1/2	3/4-16	17.0	0.68	19.0	0.75
-10	5/8	7/8-14	20.3	0.80	22.3	0.88
-12	3/4	1.1/16-14	25.1	0.99	26.9	1.06
-14	7/8	1.1/4-12	29.5	1.16	31.7	1.25
-16	1	1.3/8-12	32.5	1.28	35.0	1.38

The threads hold the connection mechanically.
CAUTION: In the -02, -03, -04, -05, -08 and -10 sizes, the threads of the SAE 45° flare and the SAE 37° flare are the same. However, the sealing surface angles are not the same. Carefully measure the seat angle to differentiate.

SAE J1453 O-Ring Face Seal (ORFS)

A seal is made when the O'ring in the male contacts the flat face on the female. Couplings are intended for hydraulic systems where elastomeric seals are acceptable to overcome leakage and leak resistance is crucial. This connection offers the very best leakage control available today.

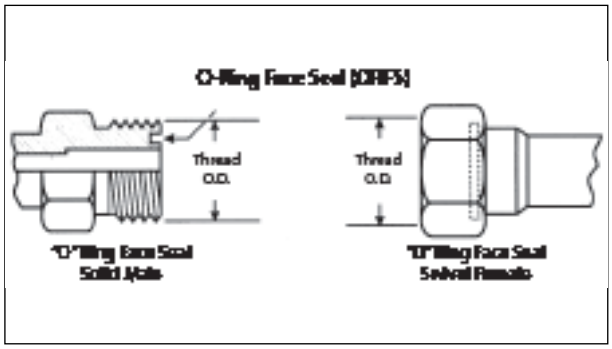

Thread Identification Table
SAE J1453 O-Ring Face Seal (ORFS)

Tube Size	Tube Size	Thread Size	Female Thread I.D.		Male Thread O.D.	
Dash	(in)	(in-TPI)	(mm)	(in)	(mm)	(in)
-4	1/4	9/16-18	12.9	0.51	14.1	0.56
-6	3/8	11/16-16	15.9	0.63	17.3	0.68
-8	1/2	13/16-16	19.1	0.75	20.5	0.81
-10	5/8	1-14	23.6	0.93	25.2	0.99
-12	3/4	1.3/16-12	28.1	1.11	30.0	1.18
-16	1	1.7/16-12	34.4	1.36	36.3	1.43
-20	1.1/4	1.11/16-12	40.8	1.61	42.7	1.68
-24	1.1/2	2-12	48.7	1.92	50.6	1.99

The male connector has a straight thread and a machined flat face. The female has a straight thread and a machined flat face. The seal takes place by compressing the O-Ring onto the flat face of the female, similar to the split flange type fitting. The threads hold the connection mechanically.

SAE J512 Inverted Flare

This connection is frequently used in automotive systems.The male connector can either be a 45° flare in the tube fitting form or a 42° seat in the machined adapter form. The female has a straight thread with a 42° inverted flare. The seal takes place on the flared surface. The threads hold the connection mechanically

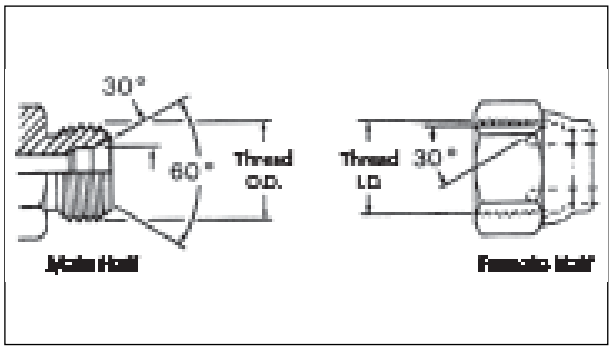

Thread Identification Table
SAE J512 Inverted Flare

Tube Size	Tube Size	Thread Size	Female Thread I.D.		Male Thread O.D.	
Dash	(in)	(in-TPI)	(mm)	(in)	(mm)	(in)
-2	1/8	5/16-28	6.9	0.27	7.9	0.31
-3	3/16	3/8-24	8.6	0.34	9.6	0.38
-4	1/4	7/16-24	9.9	0.39	11.2	0.44
-5	5/16	1/2-20	11.4	0.45	12.7	0.50
-6	3/8	5/8-18	14.2	0.56	15.7	0.62
-7	7/16	11/16-18	15.7	0.62	17.3	0.68
-8	1/2	3/4-18	17.0	0.68	19.0	0.75
-10	5/8	7/8-18	20.3	0.80	22.3	0.88
-12	3/4	1.1/16-16	25.1	0.99	26.9	1.06

SAE J1467 Clip Fastener

This is a radial O-Ring seal connection commonly used for hydraulic applications in underground mines. The male contains an exterior O-Ring and backup ring, plus a groove to accept the “staple”. The female has a smooth bore with two holes for the staple.

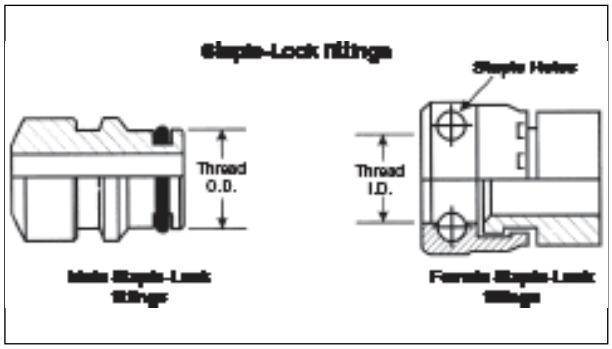

Thread Identification Table
SAE J1467 Clip Fastener

Dash Size	Inch Size	Female Staple-Lock I.D.		Male Staple-Lock O.D.	
	(in)	(mm)	(in)	(mm)	(in)
-4	1/4	14.9	19/32	15.1	19/32
-6	3/8	19.9	51/64	20.1	51/64
-8	1/2	23.9	61/64	24.1	61/64
-12	3/4	28.9	1.9/64	29.1	1.9/64
-16	1	38.9	1.35/64	39.1	1.35/64
-20	1.1/4	45.9	1.13/16	46.1	1.13/16
-24	1.1/2	54.9	1.11/64	55.2	2.11/64
-32	2	63.9	1.17/32	64.2	2.17/32

A “U” shaped retaining clip or staple is inserted through the two holes, passing through the groove in the male to lock the connection together. The seal takes place by contact between the O-Ring in the male and the smooth bore of the female.

SAE J518/ISO - DIS 6162/JIS B8363 O-Ring Flange

This connection is commonly used in fluid power system. There are two pressure ratings. Code 61 Form R, PN 35/350 bar, Type I, is referred to as the “standard” series and Code 62 Form S, PN 415 bar, Type II, is the “heavy duty“ “6000 psi” series. The design concept for both series is the same, but the bolt hole spacing and flanged head diameters are larger for the higher pressure, Code 62 connection.
The female (port) is an unthreaded hole with four bolt holes in a rectangular pattern around the port.
The male consists of a flanged head, grooved for an O-Ring, and either a captive flange or split flange halves with bolt holes to match the port. The seal take place on the O-Ring, which is compressed between the flange head and the flat surface surrounding the port. The threaded bolts hold the connection together.
SAE J518, DIN 20066, ISO/DIS 6162 and JIS B 8363 are interchangeable, except for bolt sizes.
*All Code 61 flange head hose couplings meet or exceed SAE J518 Code 61 requirements for hydraulic split flange connections. The Code 61 flange head design can withstand a maximum operating pressure of 3000 to 5000 psi depending on size.

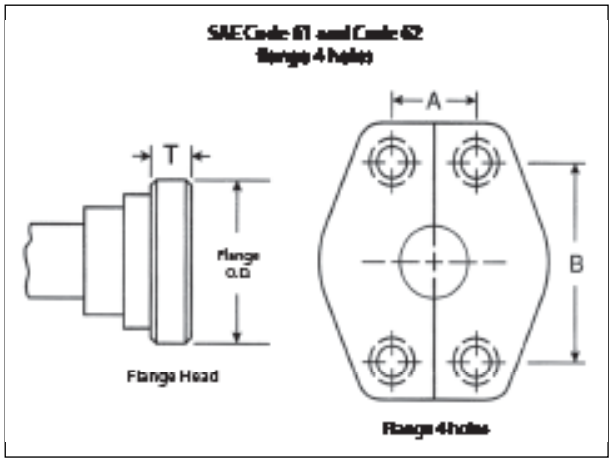

Flange Dash	SAE Cod 61 FORM R - PN 35/350 - TYPE I								SAE Cod 62 FORM S - PN 415 - TYPE II								CATERPILLAR							
	Flange Head Size		Flange Head T		A		B		Flange Head Size		Flange Head T		A		B		Flange Head Size		Flange Head T		A		B	
Size	(in)	(mm)	(in)	(mm)	(in)	(mm)	(in)	(mm)	(in)	(mm)	(in)	(mm)	(in)	(mm)	(in)	(mm)	(in)	(mm)	(in)	(mm)	(in)	(mm)	(in)	(mm)
-8	1.19	30.2	.265	6.7	.69	17.5	1.50	38.1	1.25	31.8	.305		.71	18.2	1.59	40.5								
-10*	1.34	34.0	.265	6.7	.78	19.8	1.69	42.9																
-12	1.50	38.1	.265	6.7	.87	22.2	1.89	47.6	1.63	41.3	.345	8.7	.94	23.8	2.00	50.8	1.63	41.3	.56	14.2	.94	23.8	2.00	50.8
-16	1.75	44.5	.315	8.0	1.03	26.2	2.05	52.4	1.88	47.6	.375	9.5	1.10	27.8	2.25	57.2	1.88	47.6	.56	14.2	1.10	27.8	2.25	57.2
-20	2.00	50.8	.315	8.0	1.19	30.2	2.31	58.7	2.13	54.0	.405	10.3	1.26	31.8	2.63	66.7	2.13	54.0	.56	14.2	1.26	31.8	2.63	66.7
-24	2.38	60.3	.315	8.0	1.41	35.7	2.75	69.9	2.50	63.5	.495	12.6	1.44	36.6	3.13	79.4	2.50	63.5	.56	14.2	1.44	36.6	3.13	79.4
-32	2.81	71.4	.375	9.5	1.69	42.9	3.06	77.8	3.13	79.4	.495	12.6	1.73	44.4	3.81	96.8	3.13	79.4	.56	14.2	1.73	44.4	3.81	96.8
-40	3.31	84.1	.375	9.5	2.00	50.8	3.50	88.9																

T = Thickness
-10 is a non SAE size flange

How to measure

Four Bolt Flange - First measure the port hole diameter using the caliper. Next, measure the longest bolt hole spacing from centre-to-centre (Dimension “A”) or measure the flanged head diameter. O.D.

1. The size -10, which is common outside of North America is not an SAE Standard size.
2. Caterpillar flanges, which are the same flange O.D. as SAE Code 62, have a thicker flange head.
3. Poclain flanges, which are completely different from SAE flanges.

BRITISH CONNECTIONS

British Standard Pipe Parallel (BSPP)

Popular couplings British Standard Pipe (BSP) threads, also known as Whitworth threads.
The BSPP (parallel) male will mate with a BSPP (parallel) female or a female port.
The BSPP male has straight threads and a 30° seat.
The BSPP female has straight threads and a 30° seat.
The female port has straight threads and a spotface. The seal on the port is made with an O-Ring or soft metal washer on the male. The BSPP (parallel) connector is similar to, but not interchangeable with, the NPSM connector. The thread pitch is different in most sizes, and the thread angle is 55° instead of the 60° angle found on NPSM threads. The female swivel BSPP has a tapered nose which seals on the cone seat of the male.



British Standard Pipe Tapered (BSPT)

The BSPT (tapered) male will mate with a BSPT (tapered)female, or a BSPP (parallel) female. The BSPT male has tapered threads. When mating with either the BSPT (tapered) female or the BSPP (parallel) female port, the seal is made on the threads accomplished by thread distortion. A thread sealant is recommended.
The BSPT connector is similar to, but not interchangeable with, the NPTF connector. The thread pitch is different in most cases, and the thread angle is 55° instead of the 60° angle found on NPTF threads.

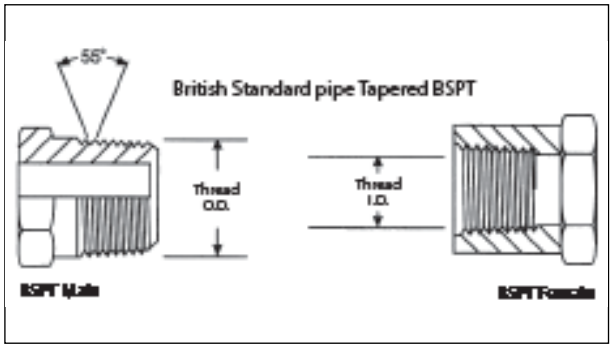

Thread Identification Table
BSPP - (British Standard Pipe Parallel)
BSPT - (British Standard Pipe Tapared)

Dash Size	Inch Size	Thread Size	Female Thread I.D.		Male Thread O.D.	
	(in)	(in-TPI)	(mm)	(in)	(mm)	(in)
-2	1/8	1/8-27	8.7	0.34	9.5	0.38
-4	1/4	1/4-18	11.1	0.44	13.5	0.56
-6	3/8	3/8-18	15.1	0.59	16.7	0.66
-8	1/2	1/2-14	18.3	0.72	20.6	0.81
-10	5/8	5/8-14	20.6	0.81	23.0	0.91
-12	3/4	3/4-14	23.8	0.94	26.2	1.03
-16	1	1-11	30.2	1.19	33.3	1.31
-20	1-1/4	1.1/4-11	38.9	1.53	41.1	1.66
-24	1-1/2	1.1/2-11	45.2	1.78	47.6	1.88
-32	2	2-11	56.4	2.22	59.5	2.34

FRENCH CONNECTIONS

French GAZ have a 24° seat and metric threads. These are similar to German DIN couplings, but the threads are different in some sizes, the French use fine threads in all sizes. French flanges are different than SAE, they have a lip that protrudes from the flange face. These are Poclain style flanges.

Millimetrique and GAZ 24°

This connection consists of a common male and two different females. The French Metric (GAZ) male will mate with the female 24°cone or the female tube fitting. The male has a 24° seat and straight metric threads. The female has a 24° seat or a tubing sleeve and straight metric threads. The Millimetrique Series is used with whole number metric O.D. tubing and the GAZ Series is used with fractional number metric O.D. pipe size tubing.

Thread Identification Table
French Metric Millimetrique

Metric Thread	Female Thread I.D.		Male Thread O.D.		Tube O.D.	
M12 X 1.0	11.0	0.43	12.0	0.47	6	0.24
M14 X 1.5	12.5	0.49	14.0	0.55	8	0.31
M16 X 1.5	14.5	0.57	16.0	0.63	10	0.39
M18 X 1.5	16.5	0.65	18.0	0.71	12	0.47
M20 X 1.5	18.5	0.73	20.0	0.79	14	0.55
M22 X 1.5	20.5	0.81	22.0	0.87	15	0.59
M24 X 1.5	22.5	0.89	24.0	0.94	16	0.63
M27 X 1.5	25.5	1.00	27.0	1.06	18	0.71
M30 X 1.5	28.5	1.12	30.0	1.18	22	0.87
M33 X 1.5	31.5	1.24	33.0	1.30	25	0.98
M36 X 1.5	34.5	1.36	36.0	1.42	28	1.10
M39 X 1.5	37.5	1.48	39.0	1.54	30	1.18
M42 X 1.5	40.5	1.59	42.0	1.65	32	1.26
M45 X 1.5	43.5	1.71	45.0	1.77	35	1.38
M48 X 1.5	46.5	1.83	48.0	1.89	38	1.50
M52 X 1.5	50.5	1.99	52.0	2.05	40	1.57
M54 X 2.0	51.9	2.04	54.0	2.13	45	1.77

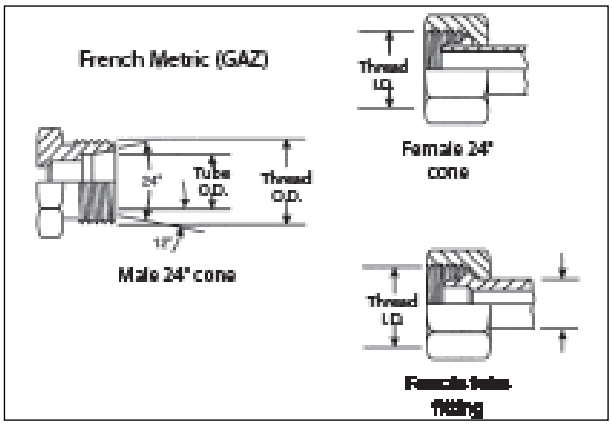

Thread Identification Table
French Metric GAZ 24° Cone

Dash Size	Metric Thread	Female Thread I.D.		Male Thread O.D.		Tube O.D.	
(dash)	(dia x pitch)	(mm)	(in)	(mm)	(in)	(mm)	(in)
-6	M20 X 1.5	18.5	0.73	20.0	0.78	13.25	0.52
-8	M24 X 1.5	22.5	0.89	24.0	0.94	16.75	0.66
-10	M30 X 1.5	28.5	1.12	30.0	1.18	21.25	0.83
-12	M36 X 1.5	34.5	1.36	36.0	1.41	26.75	1.05
-16	M45 X 1.5	43.5	1.71	45.0	1.77	33.50	1.32
-20	M52 X 1.5	50.5	1.99	52.0	2.04	42.25	1.66

GAZ Poclain 24° Flange

The Poclain (French GAZ) 24° high pressure flange is usually found on Poclain equipment. The male flange will mate with a female flange or a port. The seal is made on the 24° seat.

Nominal	A		B		E	
Size (in)	(mm)	(in)	(mm)	(in)	(mm)	(in)
1/2	39.9	1.57	18.3	.72	14	.55
5/8	39.9	1.57	18.3	.72	14	.55
3/4	50.8	2	23.9	.94	18	.71

GERMAN DIN CONNECTIONS

A coupling referred to as metric, usually means a DIN coupling. Flanges are standard Code 61 or Code 62.

DIN 2353 24° Cone

The DIN 24° cone male will mate with any of the three females shown below.
The male has a 24° seat, straight metric threads, and a recessed counterbore which matches the tube O.D. used with it. The mating female may be a 24° cone with O'ring, (DKO type) a metric tube fitting or a universal 24° or 60° cone.

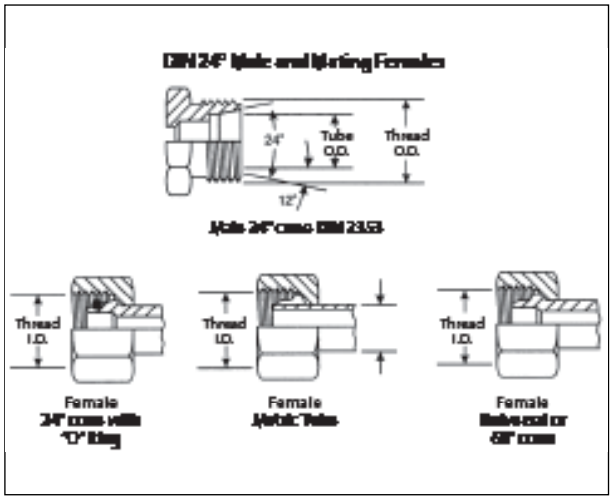

Thread Identification Table
DIN 24° Cone

Metric Thread	Female Thread I.D.		Male Thread O.D.		Tube O.D. Light Series		Tube O.D. Heavy Series	
(dia x pitch)	(mm)	(in)	(mm)	(in)	(mm)	(in)	(mm)	(in)
M12 X 1.5	10.5	0.41	12	0.47	6	0.24		
M14 X 1.5	12.5	0.49	14	0.55	8	0.31	6	0.24
M16 X 1.5	14.5	0.57	16	0.63	10	0.39	8	0.31
M18 X 1.5	16.5	0.65	18	0.71	12	0.47	10	0.39
M20 X 1.5	18.5	0.73	20	0.79			12	0.47
M22 X 1.5	20.5	0.81	22	0.87	15	0.59	14	0.55
M24 X 1.5	22.5	0.89	24	0.94			16	0.63
M26 X 1.5	24.5	0.96	26	1.02	18	0.71		
M30 X 2.0	27.9	1.10	30	1.18	22	0.87	20	0.79
M36 X 2.0	33.9	1.33	36	1.42	28	1.10	25	0.98
M42 X 2.0	39.9	1.57	42	1.65			30	1.18
M45 X 2.0	42.9	1.69	45	1.77	35	1.38		
M52 X 2.0	49.9	1.96	52	2.05	42	1.65	38	1.50

There is a light and heavy series DIN coupling.
Proper identification is made by measuring both the thread size and the tube O.D. (The heavy series has a smaller tube O.D. than the light, but has a thicker wall section).

DIN 3863 60° Cone

This connection is frequently used in hydraulic systems.
The DIN 60° cone male will mate with the female universal 24° or 60° cone only.
The male has a 60° seat and straight metric threads. The female has a 24° and 60° universal seat and straight metric threads. The seal takes place by contact between the cone of the male and the nose of the flareless swivel.
The threads hold the connection mechanically.

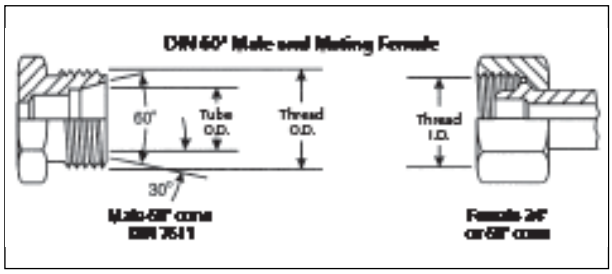

Thread Identification Table
DIN 60°

Metric Thread	Female Thread I.D.		Male Thread O.D.		Tube O.D.	
(dia x pitch)	(mm)	(in)	(mm)	(in)	(mm)	(in)
M12 X 1.5	10.5	0.41	12	0.47	6	0.24
M14 X 1.5	12.5	0.49	14	0.55	8	0.31
M16 X 1.5	14.5	0.57	16	0.63	10	0.39
M18 X 1.5	16.5	0.65	18	0.71	12	0.47
M22 X 1.5	20.5	0.81	22	0.87	15	0.59
M26 X 1.5	24.5	0.96	26	1.02	18	0.71
M30 X 1.5	28.5	1.12	30	1.18	22	0.87
M38 X 1.5	36.5	1.44	38	1.50	28	1.10
M45 X 1.5	43.5	1.71	45	1.77	35	1.38
M52 X 1.5	50.5	1.99	52	2.05	42	1.65

Metric Standpipe

A metric standpipe is comprised of three components attached to a male fitting. The components are a Standpipe, Bite Sleeve and Metric Nut. The nut is placed over the Standpipe, followed by the Bite Sleeve (see illustration below). For DIN light assemblies, a DIN light metric nut is used. For DIN heavy assemblies, a DIN heavy metric nut is used. Bite Sleeve and Standpipe are selected on the basis of tube O.D.

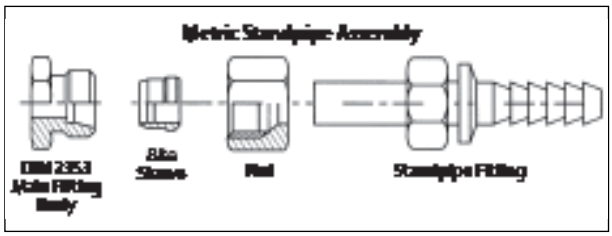

Tube O.D.	Metric Nut Thread	
(mm)	Light	Heavy
6	M12 x 1.5	
8	M14 x 1.5	M16 x 1.5
10	M16 x 1.5	M18 x 1.5
12	M18 x 1.5	M20 x 1.5
15	M22 x 1.5	
16		M24 x 1.5
18	M26 x 1.5	
20		M30 x 2.0
22	M30 x 1.5	
25		M36 x 2.0
28	M36 x 2.0	
30		M42 x 2.0
35	M45 x 2.0	
38		M52 x 2.0
42	M52 x 2.0	

JAPANESE CONNECTIONS

Japanese equipment uses JIS (Japanese Industrial Standard) couplings with a 30° seat and British Standard Pipe Parallel threads. All flanges are Code 61 or Code 62 (except -10).

JIS 30° Flare Parallel Pipe Threads - JIS B 0202

These Japanese 30° flare male coupling will mate with a Japanese 30° flare female only. The male and female have straight threads and a 30° seat. The seal is made on the 30° seat. The threads on the Japanese 30° flare connector conform to JIS B 0202, the same as the BSPP threads. Both the British and Japanese connectors have a 30° seat, but they are not interchangeable, because the British seat is inverted.

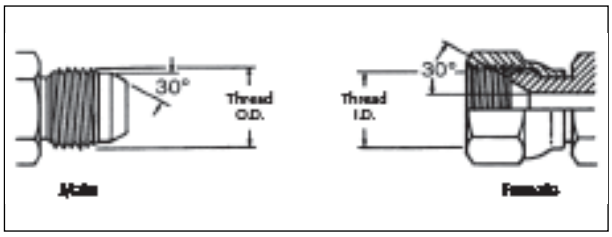

JIS 30° Inverted Seat, Parallel Pipe Threads - JIS B 0202

The JIS parallel is similar to the BSPP connection. The JIS parallel thread and the BSPP connection are interchangeable.

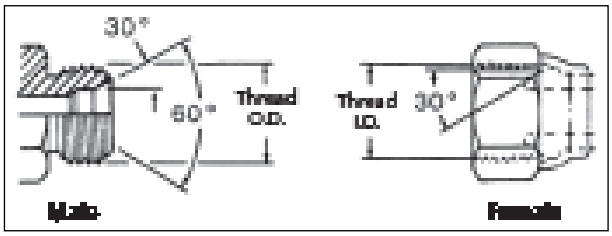

JIS Tapered Pipe Thread (PT) - JIS B 0203

The JIS tapered pipe thread connection is similar to the BSPT connection and fully interchangeable. The Japanese connection does not have a 30° Flare, and will not mate with the BSPP female. The thread conforms to JIS B 0203, same as BSPT threads. The seal on the JIS tapered pipe thread connection is made on the threads.

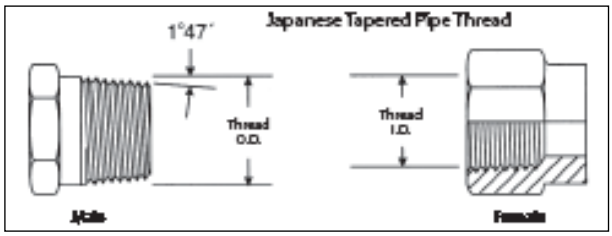

Thread Identification Table

Dash Size	Inch Size	Thread Size	Female Thread I.D.		Male Thread O.D.	
		(in-TPI)	(mm)	(in)	(mm)	(in)
-2	1/8	1/8-27	8.7	0.34	9.5	0.38
-4	1/4	1/4-18	11.1	0.44	13.5	0.56
-6	3/8	3/8-18	15.1	0.59	16.7	0.66
-8	1/2	1/2-14	18.3	0.72	20.6	0.81
-10	5/8	5/8-14	20.6	0.81	23.0	0.91
-12	3/4	3/4-14	23.8	0.94	26.2	1.03
-16	1	1-11	30.2	1.19	33.3	1.31
-20	1-1/4	1.1/4-11	38.9	1.53	41.1	1.66
-24	1-1/2	1.1/2-11	45.2	1.78	47.6	1.88
-32	2	2-11	56.4	2.22	59.5	2.34

Komatsu Style 30° Flare Parallel Threads

The Komatsu style 30° Flare Parallel thread coupling is identical to the Japanese 30° Flare parallel except for the threads. The Komatsu uses Metric fine threads which conform to JIS B 0207. The Komatsu connector seals on the 30° Flare.

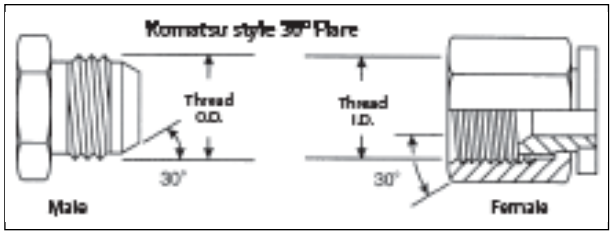

Dash Size	Inch Size	Metrich Thread	Male Thread O.D.	B Thread I.D:
		Size	(mm)	(mm)
-6	3/8	M18x1.5	18	16.4
-8	1/2	M22x1.5	22	20.4
-10	5/8	M24x1.5	24	22.4
-12	3/4	M30x1.5	30	28.4
-16	1	M33x1.5	33	31.4
-20	1-1/4	M36x1.5	36	34.4
-24	1-1/2	M42x1.5	42	40.4

Komatsu Flange Fitting

The Komatsu Flange fitting is nearly identical to and fully interchangeable with the SAE Code 61 flange fitting. In all sizes the O-ring dimensions are different. When replacing a Komatsu flange with an SAE style flange, an SAE style O-ring must be used.

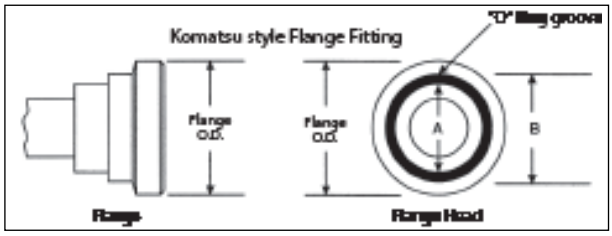

Flange Dash	Flange Size	A	B
Size	(In)		
-8	1.19	.73	.98
-10*	1.34	.73	1.10
-12	1.50	.85	1.22
-16	1.75	1.12	1.50
-20	2.00	1.36	1.73
-24	2.38	1.75	2.12
-32	2.81	2.22	2.56

*is a non SAE size flange

RACOMMENDED FITTING AND ADAPTER INSTALLATION TORQUE

SAE J514 37° CONE (JIC)

Dash	Thread	Lb.ft		N.m	
		Min	Max	Min	Max
-4	7/16-20	11	12	15	16
-5	1/2-20	14	15	19	21
-6	9/16-18	18	20	24	28
-8	3/4-16	36	39	49	53
-10	7/8-14	57	63	77	85
-12	1 1/16-12	79	88	107	119
-14	1 3/16-12	94	103	127	140
-16	1 5/16-12	108	113	147	154
-20	1 5/8-12	127	133	172	181
-24	1/78-12	158	167	215	226
-32	2 1/2-12	245	258	332	350

BSPP without O-Ring

Dash	Thread	Lb.ft	N.m
-2	1/8-28	7	10
-4	1/4-19	15	20
-6	3/8-19	26	35
-8	1/2-14	44	60
-10	5/8-14	52	70
-12	3/4-14	85	115
-16	1-11	103	140
-20	1 1/4-11	155	210
-24	1 1/2-11	214	290
-32	2-11	295	400

SAE J1453 O-Ring Face Seal (ORFS)

Dash	Thread	Lb.ft		N.m	
		Min	Max	Min	Max
-4	9/16-18	18	21	25	28
-6	11/16-16	30	32	40	44
-8	13/16-16	41	44	55	60
-10	1-14	46	50	60	68
-12	1 3/16-12	65	70	90	95
-16	1 7/16-12	92	100	125	135
-20	1 11/16-12	125	140	170	190
-24	2-12	150	165	200	225

BSPP with O-Ring

Dash	Thread	Lb.ft	N.m
-2	1/8-28	N/A	N/A
-4	1/4-19	15	20
-6	3/8-19	26	35
-8	1/2-14	37	50
-10	5/8-14	44	60
-12	3/4-14	63	85
-16	1-11	85	115
-20	1 1/4-11	140	190
-24	1 1/2-11	177	240
-32	2-11	221	300

SAE Flange J518 Code 61

Dash	Thread	Lb.ft		N.m	
		Min	Max	Min	Max
-8	1/2	15	19	20	25
-12	3/4	21	29	28	40
-16	1	27	35	37	48
-20	1 1/4	35	46	48	62
-24	1 1/2	46	58	62	79
-32	2	54	66	73	90
-40	2 1/2	79	91	107	124
-48	3	137	149	186	203

JIS (B8363)

Dash	Thread	Lb.ft	N.m
-4	1/4-19	19	25
-6	3/8-19	25	34
-8	1/2-14	49	64
-10	5/8-14	100	132
-12	3/4-14	100	132
-16	1-11	149	196
-20	1 1/4-11	171	225
-24	1 1/2-11	194	255
-32	2-11	240	316

SAE J518 Code 62

Dash	Thread	Lb.ft		N.m	
		Min	Max	Min	Max
-8	1/2	15	19	20	25
-12	3/4	25	33	34	45
-16	1	42	50	56	68
-20	1 1/4	63	75	85	102
-24	1 1/2	117	133	158	181
-32**	2	200	217	271	294

Metric

Thread	Lb.ft		N.m	
	Min	Max	Min	Max
M12x1,5	8	11	15	20
M14x1,5	13	18	25	30
M16x1,5	19	26	35	40
M18x1,5	22	30	40	45
M20x1,5	24	33	45	50
M22x1,5	32	44	60	70
M24x1,5	41	55	75	85
M26x1,5	46	63	85	95
M30x2	57	77	105	120
M36x2	74	100	135	150
M42x2	111	151	205	230
M45x2	136	184	250	280
M52x2	147	199	270	300

JIC FFFT TORQUE METHOD

The FFFT (Flats From Finger Tight) method allows to assemble fittings and adapters at the correct torque value without a dynamometric wrench. The rotation applied according the value shown in tab.1 ensures a good sealing, avoid unscrewing and over torque that can cause nut or cone crack.

Assembling instruction:

- hand tighten the joint
- make a longitudinal mark on one of the flats of hex and continue it on the body hex as shown in Fig.1
- tighten the joint further by the number of flat as shown in Tab.1



Fig. 1

Assembling value - carbon steel material - SAE J514 JIC 37° flare						
Dash size	Thread	Lb*ft		N*m		FFFT
		min	max	min	max	0/+0.25
-4	7/16-20	11	12	15	16	2
-5	1/2-20	14	15	19	21	2
-6	9/16-18	18	20	24	28	2
-8	3/4-16	36	39	49	53	1.5
-10	7/8-14	57	63	77	85	1.5
-12	1 1/16-12	79	88	107	119	1
-14	1 3/16-12	94	103	127	140	1
-16	1 5/16-12	108	113	147	154	1
-20	1 5/8-12	127	133	172	181	1
-24	1/78-12	158	167	215	226	1
-32	2 1/2-12	245	258	332	350	1

Tab. 1

HOW TO DETERMINE THE THREAD TYPE USING CALLIPERS

By measuring with a caliper the outside diameter of the thread of a male or the inside diameter of the thread of a female you will get a measure in mm. By finding this value in mm on the below table, you'll be able to find the relevant thread type.

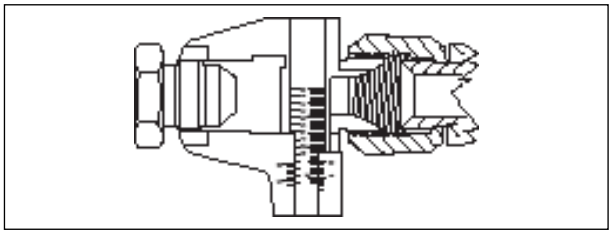

Male OD	mm	Female ID
	8,7	G1/8" BSP
1/8" – 27 NPTF	9,5	
G1/8" BSP	9,6	
M 10 x 1	9,8	
	9,9	7/16" – 20 JIC
	10,5	M 12 x 1,5
7/16" – 20 JIC	11,0	
	11,4	1/2" – 20 SAE
	11,6	G1/4" BSP
M 12 x 1,5	11,9	
1/4" – 18 NPTF	12,5	
	12,5	M 14 x 1,5
1/2" – 20 SAE	12,6	
	12,9	9/16" – 18 JIC
G1/4" BSP	13,0	
M 14 x 1,5	13,9	
9/16" – 18 JIC	14,2	
	14,5	M16 x 1,5
	15,1	G3/8" BSP
M 16 x 1,5	15,8	
3/8" – 18 NPTF	15,9	
	16,5	M18 x 1,5
G3/8" BSP	16,6	
	17,5	3/4" – 16 JIC
M 18 x 1,5	17,9	
	18,4	20 x 1,5 DKF
3/4" – 16 JIC	18,8	
	18,8	G1/2" BSP
1/2" – 14 NPT	19,8	
20 x 1,5 CEF	19,9	
	20,4	7/8" – 14 SAE
	20,5	M 22 x 1,5
G1/2" BSP	20,8	
	20,9	G5/8" BSP
M 22 x 1,5	21,9	
7/8" – 14 SAE	22,1	
	22,5	24 x 1,5 DKF
G5/8" BSP	22,8	
24 x 1,5 CEF	23,9	
	24,5	G3/4" BSP
	24,8	1 1/16" – 12 JIC
3/4" – 14 NPTF	25,1	
	25,5	M26 x 1,5
M 26 x 1,5	25,9	
G3/4" BSP	26,3	
1 1/16" – 12 JIC	26,8	

Male OD	mm	Female ID
	27,9	1 3/16" – 12 JIC
	28,0	M 30 x 2
	28,5	30 x 1,5 DKF
M 30 x2	29,8	
30 x 1,5 CEF	29,9	
1 3/16" – 12 JIC	30,1	
	30,7	G1" BSP
	31,2	1 5/16" – 12 JIC
1" – 11 1/2 NPTF	31,4	
	31,5	M 33 x 1,5
G1" BSP	33,1	
1 5/16" – 12 JIC	33,2	
	34,0	M 36 x 2
	34,5	36 x 1,5 DKF
M 36 x 2	35,8	
36 x 1,5 CEF	35,9	
	36,5	M 36 x 1,5
M 38 x 1,5	37,9	
	38,8	1 5/8" – 12 JIC
	39,4	G1 1/4" BSP
	39,8	M 42 x 1,5
1 1/4"–11 1/2 NPTF	40,2	
	40,5	M 42 x 1,5
1 5/8" – 12 JIC	41,1	
1 1/4" – 11 BSP	41,7	
M 42 x2	41,8	
	42,4	M 45 x 2
	43,3	45 x 1,5 DKF
M 45 x2	44,8	
45 x 1,5 CEF	44,9	
	45,1	1 7/8" – 12 JIC
	45,2	G1 1/2" BSP
1 1/2"–11 1/2 NPTF	46,3	
1 7/8" – 12 JIC	47,5	
G1 1/2" BSP	47,7	
	49,6	M 52 x 2
	50,3	52 x 1,5 DKF
M 52 x2	51,8	
52 x 1,5 CEF	51,9	
	57,4	G2" BSP
2" – 11 1/2 NPTF	58,3	
G2" BSP	59,4	
	61,1	2 1/2" – 12 JIC
	62,5	M 65 x 2
2 1/2" – 12 JIC	63,3	

PRESSURE CONVERSION TABLES

Metric to psi (1 KPa = .145 psi)

Kilo Pascal (KPa)	Mega Pascal (KPa)	Bar (Bar)	Pounds per Square Inch (psi)
100	0,1	1	14,5
200	0,2	2	29,0
300	0,3	3	43,5
400	0,4	4	58,0
500	0,5	5	72,5
600	0,6	6	87,0
700	0,7	7	101,5
800	0,8	8	116,0
900	0,9	9	130,5
1000	1	10	145,0
2000	2	20	290,1
3000	3	30	435,1
4000	4	40	580,2
5000	5	50	725,5
6000	6	60	870,2
7000	7	70	1015
8000	8	80	1160
9000	9	90	1305
10000	10	100	1450
20000	20	200	2901
30000	30	300	4351
40000	40	400	5802
50000	50	500	7252
60000	60	600	8702
70000	70	700	10153
80000	80	800	11603
90000	90	900	13053
100000	100	1000	14504
200000	200	2000	29008
300000	300	3000	43511

psi to metric (1 psi = 6,89 KPa)

Pounds per Square Inch (psi)	Kilo Pascal (KPa)	Mega Pascal (MPa)	Bar (Bar)
10	68,9	0,07	0,7
20	137,9	0,14	1,4
30	206,8	0,21	2,1
40	275,8	0,28	2,8
50	344,7	0,34	3,4
60	413,7	0,41	4,1
70	482,6	0,48	4,8
80	551,6	0,55	5,5
90	620,5	0,62	6,2
100	689	0,70	6,9
200	1379	1,4	13,8
300	2068	2,1	20,7
400	2758	2,8	27,6
500	3447	3,4	34,5
600	4137	4,1	41,4
700	4826	4,8	48,3
800	5516	5,5	55,2
900	6205	6,2	62,1
1000	6895	6,9	68,9
2000	13790	13,8	147,9
3000	20684	20,7	206,8
4000	27579	27,6	275,8
5000	34474	34,5	344,7
6000	41369	41,4	413,7
7000	48263	48,3	482,6
8000	55158	55,2	551,6
9000	62053	62,1	620,5
10000	68948	68,9	689
20000	137895	147,9	1379
30000	206843	206,8	2068
40000	275790	275,8	2758

CONVERSION TABLES FROM IMPERIAL SYSTEM TO METRIC SYSTEM

Inches		mm
1/64	.0156	.397
1/32	.0312	.794
3/64	.0468	1.191
1/16	.0625	1.588
5/64	.0781	2.381
3/32	.0937	2.381
7/64	.1093	2.778
1/8	.1250	3.175
9/64	.1406	3.572
5/32	.1562	3.969
11/64	.1718	4.366
3/16	.1875	4.763
13/64	.2087	5.159
7/32	.2187	5.556
15/64	.2343	5.963
1/4	.2500	6.350

Inches		mm
17/64	.2656	6.747
9/32	.2812	7.144
19/64	.2968	7.541
15/16	.3125	7.938
21/64	.3281	8.334
11/32	.3437	8.731
23/64	.3593	9.128
3/8	.3750	9.525
25/64	.3906	9.922
13/32	.4062	10.319
27/64	.4218	10.716
7/16	.4375	11.113
29/64	.4531	11.509
15/32	.4687	11.906
31/64	.4843	12.303
1/2	.5000	12.700

Inches		mm
33/64	.5156	13.097
17/32	.5312	13.494
35/64	.5468	13.891
9/16	.5625	14.288
37/64	.5781	14.684
19/32	.5937	15.081
39/64	.6093	15.478
5/8	.6250	15.875
41/64	.6406	16.272
21/32	.6562	16.669
43/64	.6718	17.066
11/16	.6875	17.463
45/64	.7031	17.859
23/32	.7187	18.256
47/64	.7343	18.653
3/4	.7500	19.050

Inches		mm
49/64	.7656	19.447
25/32	.7812	19.844
51/64	.7968	20.241
13/16	.8125	20.638
53/64	.8281	21.034
27/32	.8437	21.431
55/64	.8593	21.828
7/8	.8750	22.225
57/64	.8906	22.622
29/32	.9062	23.019
59/64	.9218	23.416
15/16	.9375	23.813
61/64	.9531	24.209
31/32	.9687	24.606
63/64	.9843	25.003
1	1000	25.400

// ADAPTERS GUIDELINES

ADAPTER SELECTION

Selection of an appropriate DUNLOP HIFLEX adapter for a given application depends on the fluid system operating parameters listed below and the tube material and wall thickness they require:

1. Type of fluid
2. Operating temperature range
3. Type of line - pressure, return or suction
4. Maximum flow rate through the line
5. Maximum operating / service pressure
6. Severity of service
7. Environment

Then, based on the tube selected and appropriate fluid system operating parameters, determine adapter type(s) and material(s) using the features comparison table below.

FEATURES COMPARISON OF TUBE FITTINGS				
Feature		ORS	37°	BSP
Performance	Pressure capability	Very High	Medium to High	Medium to High
	Seal Reliability	Excellent	Good	Very Good
		Dependable Seal	Dependable Seal	Dependable Seal
		High tolerance to minor surface imperfections and damage. High tolerance to assembly variations.	Low tolerance to minor surface imperfections and damage. Low tolerance to assembly variations.	Low tolerance to minor surface imperfections and damage. Low tolerance to assembly variations.
	Vibration Resistance in Flight Applications	Excellent	Good	Very Good
Tube Compatibility	Wall Thickness	All	Medium	Medium
	Drilled Fasteners	OD tolerance and hardness for flat tube, OD tolerance only for round tube	ID fatigue, wall thickness critically (concentricity) critical	OD tolerance critical
Assembly	Tube Preparation	Easy and quick (clamp for clean handling)	Easy and quick	Easy and quick (clamp for orbital clipping)
	Inspection	Easy and quick	Easy and quick	Difficult, visual impossible
	Ease of Installation	Excellent; Medium-sized oscillating are necessary because of high tolerance to assembly variations	Good, Low tolerance to assembly variations. Requires skilled and trained personnel	
	Ease of Maintenance	Excellent, no tube only	Very Good, dual tube only	Good, Large tube only
Temperature Capability Adapters without O-Ring	Steel	To be used only with O-ring	-20° F to 250° F	-20° F to 250° F
	Stainless Steel		-65° F to 250° F	—
	Brass		-40° F to 400° F	— —
Temperature Capability Adapters with O-Ring**	All Styles of Adapter	-65 F to 250° F	-40 F to 250° F	-40 F to 250° F
* For details see Working Pressure Charts in the individual adapter section.				
** For details concerning O-ring see section "O-ring selection" and "Fluid Resistance Table"				

JIC 37° ADAPTER (ISO 8434-2, SAE J514)

Main Features

SAE J514 and ISO 8434-2, and commonly called 37° JIC adapters.
37° JIC adapter performs extremely well in all high pressure applications.
The seal is made by connecting a 37° flared tube surface to a 37° flare male and tightening by means of a nut and a sleeve.
The flared tube avoids welded connection, so high performances are guaranteed even in case of severe vibrations, mechanic/hydraulic shocks and multiple assembly/disassembly operations.
When tightened, sleeve provides tube and adapter self alignment and helps to reduce the vibrations on the tube during application.
An appropriate choice of sleeve gives the possibility of assembling adapters with both metric and inch-tubes

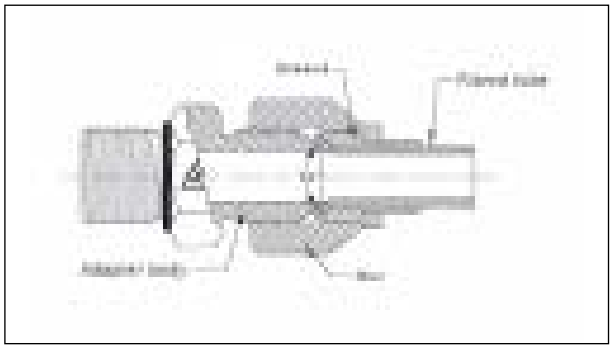

Flaring Operations

Perfect sealing is guaranteed with tubes having physical and mechanical characteristics obtained by cold-drawing and a ductility expressed as 21% of minimum elongation.

- Cut end of tube must be perpendicular to its axis . Note: cutting operation reduces the whole length of tube (almost 0,5±1mm for each end).
- Dimensions of the end of the tube shall allow the correct placing on the flaring machine.
- Flared surface must be inspected to avoid excessive roughness and defects such as cracks or exfoliation.
- Length of flared zone shall be enough to allow a sufficient sealing surface and avoid the blowing off of the tube, but not excessive to prevent the contact with thread of the nut.

A well followed flaring procedure assures no leakage even after frequent assembling and disassembling operations.

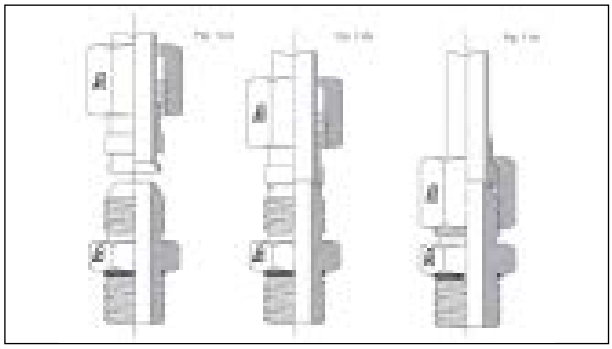

ORFS ADAPTER (ISO 8434-3, SAE J1453)

Main Features

Adapters are designed and manufactured according to standard SAE J1453 and commonly called ORFS adapters.
O-Ring Face Seal adapters performs extremely well in all high pressure applications where elastomeric seals are needed to overcome leakage and leak resistance is crucial.
A seal is made when the O-Ring in the male contacts the 180° flat face of the tube. The male connector has a straight thread and a machined flat face. The seal takes place by compressing the O-Ring onto the flat face of the female.

ORFS system is composed by:.

- Nut.
- Sleeve for flat tube and a shouldered sleeve for brazing. An appropriate choice of sleeve gives the possibility of assembling adapters with both metric and inch-tubes.
- Various kind and size of adapter body.
- O-Ring material is NBR, Shore “A”: 90, suitable for a temperature range of:- 30°C/+130°C (-22°F/+266° F).

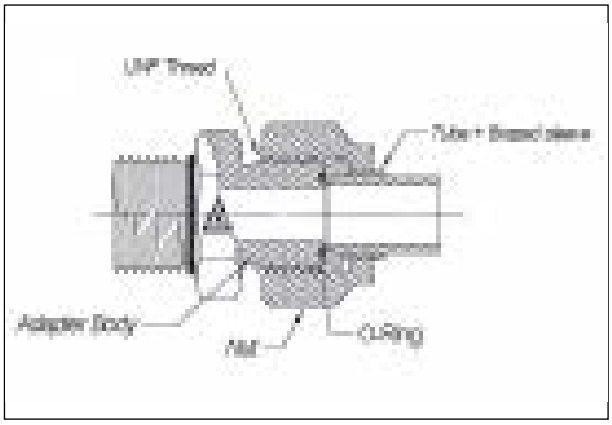

Flaring Tube Operations

Perfect sealing is guaranteed with tubes having physical and mechanical characteristics obtained by cold-drawing and a ductility expressed as 21% of minimum elongation.

- Cut end of tube must be perpendicular to its axis.
- Cutting operation reduces the whole length of tube.
- Dimensions of the end of the tube shall allow the correct placing on the flaring machine.
- Flared surface must be inspected to avoid excessive roughness and defects such as cracks or exfoliation.
- Brazing sleeve guarantees the same performances as the flared tube, and shall be used in the following cases:
- Tube is not in accordance with the above mechanical characteristics.
- The straight part of the tube is not of a sufficient length (see quote L2 and values listed in table of figure O-3).
- Tube thickness is lower than values listed in table (O-1).
- For cutting length consider shoulder of the sleeve (quote L1 of table O-1).

A well followed flaring procedure assures no leakage even after frequent assembling and disassembling operations.

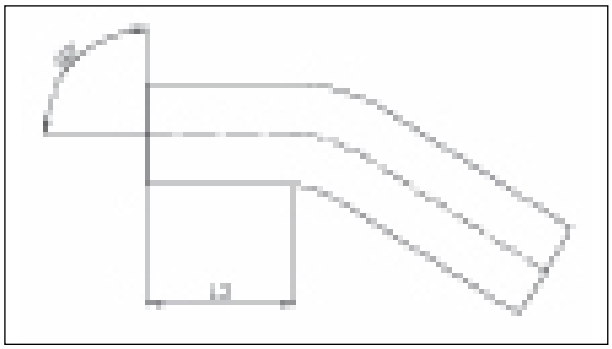

Hose mm	L2 Min mm
Ø 6 - Ø 12	73
Ø 14 - Ø 18	100
Ø 20 - Ø 22	120
Ø 25 - Ø 42	130

Only a few simple operations are required for assembling ORFS tube/adapter.

Sleeve and Tube Flared:

1a) Place nut and sleeve on the tube with the appropriate orientation.
2a) Flare the tube (see procedure)
3a) Place the tube near seal surface of the adapter and screw by hand.
4a) Lock the adapter and tighten with a torque wrench

Brazed sleeve

1b) Cut the tube considering quote L1 of the sleeve (See Figure O-5);
2b) Clean and degrease accurately the end of the tube and the sleeve;
3b) Put the brazing ring into the sleeve
4b) Apply flux at the end of the tube and in the sleeve, then assemble the sleeve on the tube;
5b) Start brazing and be aware of not overheating flux material;
6b) Clean the connecting part and verify the good quality of weld around the external diameter of the hose;
7b) Complete the assembly procedure as described in points 3a) and 4a). See the correct installation torque in the attached table (O-2).

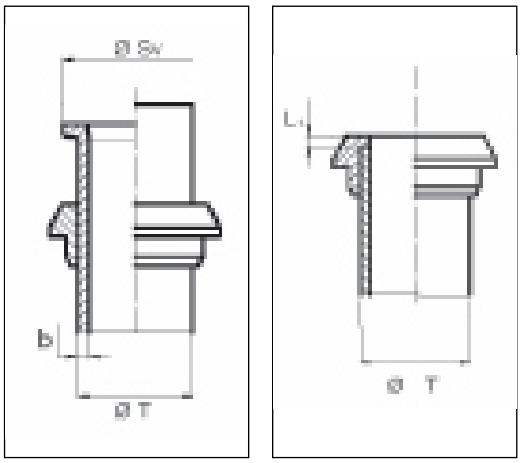

Hose		SV	
mm	In	mm	In
6	1/4	12,0	12,7
8	5/16	14,7	15,7
10	3/8	14,7	15,7
12	1/2	17,9	18,9
15		22,1	23,4
16	5/8	22,1	23,4
18		26,3	27,8
20	3/4	26,3	27,8
22		32,4	34,2
25	1	32,4	34,2
28		39,0	40,5
30		39,0	40,5
32	1.1/4	39,0	40,5
35		46,0	48,5
38	1.1/2	46,0	48,5

BSP ADAPTER (ISO 8434-6, BS 5200)

Main Features

Adapters are designed and manufactured according to standard BS 5200, ISO 8434-6 and ISO 228-1 and they are commonly called BSP adapters (British Standard Pipe)
BSP adapter is widely employed, it performs extremely well in all high pressure applications with oil and gas.
The seal is made by connecting a 60° coned seat to the 60° male surface and tightening the nut assembly. The O-Ring placed in the tube groove improves the sealing.
There are not welded part in the locking area and performances are good even after multiple assembly and disassembly operations, severe vibrations and mechanic/hydraulic shocks.

Assembling Procedure

Only a few simple operations are required for assembling BSP tube/adapter:
1) Carefully align tube and adapter. Otherwise sealing is not guaranteed.
2) Lubricate accurately sealing surfaces with mineral oil or suitable lubricant.
3) Place the tube near seal surface of the adapter and tight by hand.
4) Lock the adapter and tighten with a torque wrench.
See the correct installation torque in the attached table B-1

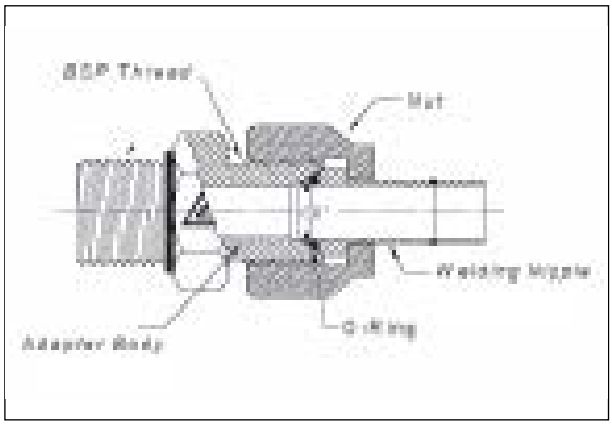

Assembly Instruction For Adjustable Adapter Thread: SAE, UNF, BSPP, Metric

Lubricate the O-Ring with mineral oil. Back off locknut as for as possible.
Make sure that washer is pushed-up as much as possible.
Screw by hand the adapter into the port until the ORing enter the port.
To align adaptor orientation to tube end or hose assembly, unscrew the adaptor by the required amount, but not more than one full turn.
Hold the adapter in desired position by mean of a wrench and tighten locknut to the suggested torque value by means of a dynamometric wrench.

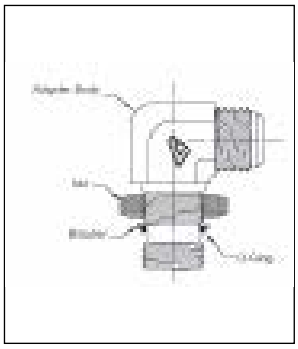

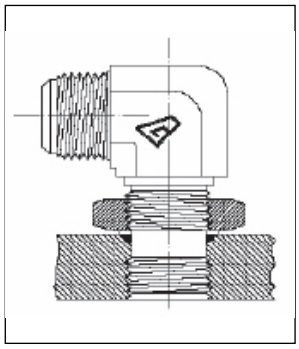

METRIC PORT - ISO 6149 - SAE 2244-1

Metric Thread	D2[2]) min	D3[3]) min	D5 +0,10	D6 +0,50	L1 +0,40	L2 min	L3 max	L4	Z° ±1°	Assembly Torque +10%
D1	mm	mm	mm	mm	mm	mm	mm	mm		Nm
M8x1	17	14	9,1	14	1,6	11,5	1	10	12°	10
M10x1	20	16	11,1	16	1,6	11,5	1	10	12°	20
M12x1,5	23	19	13,8	19	2,4	14	1,5	11,5	15°	35
M14x1,51)	25	21	15,8	21	2,4	14	1,5	11,5	15°	45
M16x1,5	28	24	17,8	24	2,4	15,5	1,5	13	15°	55
M18x1,5	30	28	19,8	26	2,4	17	2	14,5	15°	70
M22x1,5	34	29	23,8	29	2,4	18	2	15,5	15°	100
M27x3	40	34	29,4	34	3,1	22	2	19	15°	170
M33x2	49	43	35,4	43	3,1	22	2,5	19	15°	310
M42x2	60	52	44,4	52	3,1	22,5	2,5	19,5	15°	330
M48x2	66	57	50,4	57	3,1	25	2,5	22	15°	420
M60x2	76	67	52,4	67	3,1	27,5	2,5	24,5	15°	500

1) Preferred for diagnostic port application
2) Spotface diameter with identification ridge
3) Spotface diameter without identification ridge

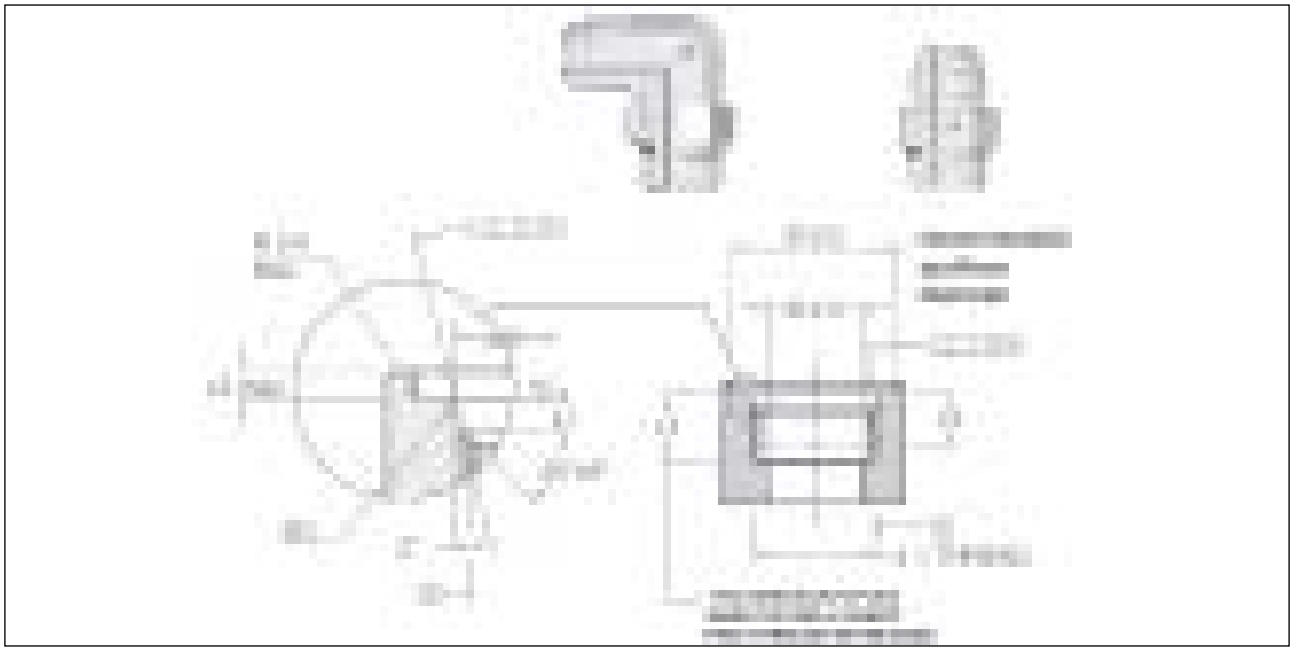

SAE UNF PORT - SAE J1926-1 - ISO 11926

ANSI B1.1	D2	D3 min	D3 +0,13	L1 +0,40	L2 min	L3 max	L4 min	Z° ±1°	Assembly Torque +10%
D1	mm	mm	mm	mm	mm	mm	mm		Nm
7/16”-20	21	4,4	12,4	2,4	14	1,6	11,5	12°	20
1/2”-20	23	6	14	2,4	14	1,6	11,5	12°	25
9/16”-18	25	7,5	15,6	2,5	15,5	1,6	12,7	12°	35
3/4”-16	30	10	20,6	2,5	17,5	2,4	14,3	15°	70
7/8”-14	34	12,5	23,9	3,3	20	2,4	16,7	15°	100
1” 1/16-12	41	16	29,2	3,3	23	2,4	19	15°	170

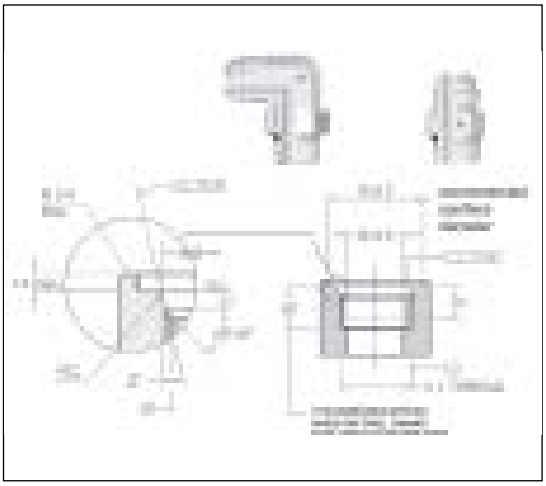

BSPP PORT - ISO 9974 - DIN 3852-1

ANSI B1.1 Thread	D3 +0.20	D4	L1 max	L2 min	Assembly Torque +10%
D1	mm	mm	mm	mm	Nm
1/8”-28	9,8	15	1	8	20
1/4”-19	13,2	20	1,5	12	50
3/8”-19	16,7	23	2	12	80
1/2”-14	21	28	2,5	14	100
3/4”-14	26,5	33	2,5	16	200
1”-11	33,3	41	2,5	18	380
1” 1/4-11	42	51	2,5	20	500
1” 1/2-11	47,9	56	2,5	22	600

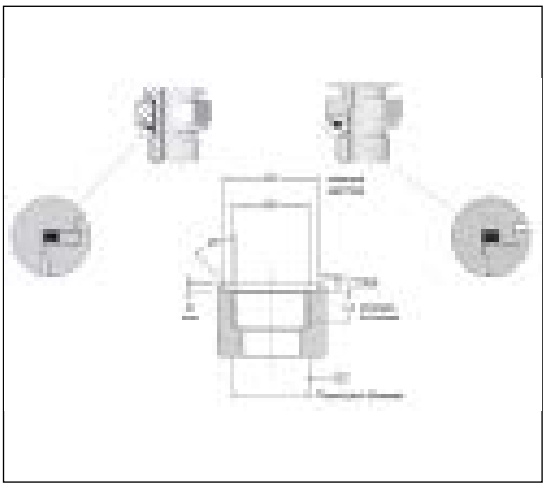

METRIC PORT - ISO 9974 - DIN 3852-1

Metric Thread	D3 +0.20	D4 min	L1 max	L2 min	Assembly Torque +10%
D1	mm	mm	mm	mm	Nm
M12x1,5	12	18	1,5	12	35
M14x1,5	14	20	1,5	12	45
M16x1,5	16	23	1,5	12	55
M18x1,5	18	25	2	12	68
M20x1,5	20	27	2	14	80
M22x1,5	22	28	2,5	14	98
M27x2	27	33	2,5	16	180
M33x2	33	41	2,5	18	310
M42x2	42	51	2,5	20	330
M48x2	48	56	2,5	22	400

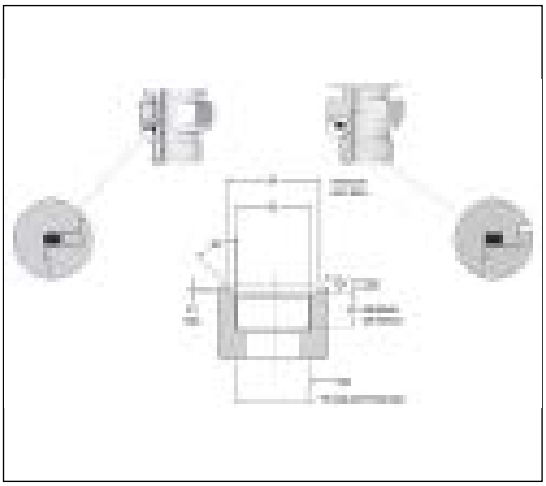

// HYDRAULIC HOSE

// THERMOPLASTIC

630 - MINIMESS 8
570A - R7 8
570A - R7 TWIN 9
580A - R8 9
550A - TWB1 10
550A - TWB1 - TWIN 10
FLEXOR VHP700 11

// TEXTILE BRAID

ARGUS 1TE/R6 PLUS 13
ARGUS 2TE PLUS 13
ARGUS 3TE/R3 PLUS 14
2TE RAILWAY 14

// WIRE BRAID

PLT - PILOT 15
121T SLIMLINE PLUS - 1SC 15
141T SUPERSLIMLINE 16
122T PLUS - 1SN/R1AT 16
221T SLIMLINE PLUS - 2SC 17
241T - SUPERSLIMLINE - HI-TUFF 17
222T PLUS - 2SN/R2AT 18
3SPT - SUPERFOREST 18

// WIRE SPIRAL

490 - POWERTRAK - AT7K - HI-TUFF 21
560 - POWERTRAK - AT8K - HI-TUFF 21
BOP - FIRESAFE 5000 22

// POWERFLEXBIO

POWERFLEXBIO 3000 - HI-TUFF 24
POWERFLEXBIO 4000 - HI-TUFF 24
POWERFLEXBIO 5000 - HI-TUFF 25
POWERFLEXBIO 5000 PLUS - HI-TUFF 25
POWERFLEXBIO 6000 - HI-TUFF 26

// TUFLEX

241X - SUPERSLIMLINE - TUFLEX 27

// HIGH TEMPERATURE

241T - SUPERSLIMLINE HIGH TEMP 28
COMMANDER 1SN 29
COMMANDER 2SN 29

// LOW TEMPERATURE

261E - HYPERCOLD SUPERSLIMLINE 30
3SPE - HYPERCOLD SUPERFOREST 30
735E - HYPERCOLD 4SP 31
795E - HYPERCOLD 4SH 31

// OIL RETURN LINES

FLEXOR R4 604 32
FLEXOR R4 634 32
FLEXOR R4 644 HT 33

// PRESSURE WASH

ALFAJET 210 34
ALFAJET 400 34
WATERBLAST - WB10L 36
WATERBLAST - WB15L 36
WATERBLAST - WB20L 37

// PTFE HOSE

9TS OM 38
9TC OM 39

// HYDRAULIC FITTING

// STANDARD

// FERRULES

H1100104 Skive Ferrule for 1SN and 241T 46
H1100SK1 Skive Ferrule for 1 Wire Braid and 2 Wire Braid Compact Hoses 46
H1200AD1 No-skive Ferrule for 1 Wire Braid and 2 Wire Braid Compact Hoses 46
H1100404 Skive Ferrule for 2SN and Wire Spiral 46
H1200204 No-skive Ferrule for R12 and Powerflexbio Hoses 46
H1200AD2 No-skive Ferrule for 2SN 46
H1200TP0 No-skive Ferrule for Thermoplastic and 1 Wire Braid Compact Hoses 47
H1200TX2 No-skive Ferrule for 3TE, R4, R5 and 241T -40 47
H2200TF0 No-skive Ferrule for PTFE Hoses 47

// HOSE MENDER

H12C5610 Hose Mender 48

// BSP INSERTS

H1210510 BSPP Male 60° Flare AGR 49
H1210610 BSPP Male Flat Seat AGR FD 49
H1210710 BSPT MaleAGR K 50
H1220813 BSPP Female 60° Cone with O-Ring DKOR 51
H1220843 45° BSPP Female 60° Cone with O-Ring DKOR 45 Solid one piece 52
H1220893 90° BSPP Female 60° Cone with O-Ring DKOR 90 Solid one piece 53
H1220581 90° Compact BSPP Female 60° Cone DKR 90 54
H1220613 BSPP Female Flat Seat DKR FD 54
H1230310 BSPP Banjo RNR 55
H10V0210 BSPP Bolt 55

// DIN METRIC INSERTS

H1211110 Metric Male 24° Seat - Light DIN 3853 - CEL 56
H1221513 Metric Female 24° Cone with O-Ring - Light DIN 3865 - DKOL 57
H1221543 45° Metric Female 24° Cone with O-Ring - Light DIN 3865 - DKOL 45 Solid one piece 58
H1221593 90° Metric Female 24° Cone with O-Ring - Light DIN 3865 - DKOL 90 Solid one piece 59
H1211210 Metric Male 24° Seat - Heavy DIN 3853 - CES 60
H1221613 Metric Female 24° Cone with O-Ring - Heavy DIN 3865 - DKOS 61
H1221643 45° Metric Female 24° Cone with O-Ring - Heavy DIN 3865 - DKOS 45 Solid one piece 62
H1221693 90° Metric Female 24° Cone with O-Ring - Heavy DIN 3865 - DKOS 90 Solid one piece 63
H1221313 Universal Metric Female 64
H1221343 45° Universal Metric Female 64
H1221393 90° Universal Metric Female 65

// HYDRAULIC FITTING

H1221013 Metric Female 60° Cone - DIN 3863 ... 65
H1221093 90° Metric Female 60° Cone - DIN 3863 Solid one piece ... 65
H1252010 Metric Straight Standpipe - DIN 2353 RSL/RSS ... 66
H1252040 45° Metric Standpipe RSL 45/RSS 45 - DIN 2353 Solid one piece ... 67
H1252090 90° Metric Standpipe RSL 90/RSS 90 - DIN 2353 Solid one piece ... 68
H1230910 Metric Banjo RNM ... 69
H10V0810 Metric Bolt ... 69

// PRESSURE WASHER

H1224914 Universal Female for Pressure Washer ... 70

// SAE INSERTS

H1226611 SAE Female Swivel 45° Seat ... 71
H1213010 SAE Male Solid O-Ring Boss ... 71
H1213011 SAE Male Swivel O-Ring Boss ... 72
H1213081 90° Compact SAE Male Swivel O-Ring Boss ... 72

// JIC 37° INSERTS

H1212510 JIC Male 37° Cone AGJ ... 73
H1222511 JIC Female 37° Seat DKJ ... 74
H1226511 JIC Female 37° Seat with Stem Hexagon DKJ ... 75
H1222541-M 45° JIC Female 37° Seat - Medium Drop DKJ 45M Solid one piece ... 76
H1222591-S 90° JIC Female 37° Seat - Short Drop DKJ 90S Solid one piece ... 77
H1222591-M 90° JIC Female 37° Seat - Medium Drop DKJ 90M Solid one piece ... 78
H1222591-L 90° JIC Female 37° Seat - Long Drop DKJ 90L Solid one piece ... 78

// NPTF INSERTS

H1212810 NPTF Male 60° Seat AGN ... 79
H1222810 NPTF Female Solid ... 80
H1212811 NPTF Male Swivel 60° Seat ... 80
H1212881 90° Compact NPTF Male Swivel 60° Seat ... 80

// NPSM INSERTS

H1227311 NPSM Female ... 81

// HYDRAULIC FITTING

// ORFS INSERTS

H1212410 ORFS Male ... 82
H1222411 ORFS Female with Stem Hexagon ... 83
H1222443-M 45° ORFS Female - Medium Drop DK ORFS 45M Solid one piece ... 84
H1222493-S 90° ORFS Female - Short Drop DK ORFS 90S Solid one piece ... 84
H1222493-M 90° ORFS Female - Medium Drop DK ORFS 90M Solid one piece ... 85
H1222493-L 90° ORFS Female - Long Drop DK ORFS 90L Solid one piece ... 85

// FRENCH INSERTS

H1211810 Metric Male French Type ... 86
H1221813 Metric Female French Type ... 86
H1221893 90° Metric Female French type ... 86

// JIS INSERTS

H1223711 JIS Female 60° Cone - B 8363 (type C) ... 87
H1223741 45° JIS Female 60° Cone - B 8363 (type C) ... 87
H1223791 90° JIS Female 60° Cone - B 8363 (type C) ... 87
H122381Z JIS Female 60° Seat Flare - B 8363 (type F) ... 88
H122384Z 45° JIS Female 60° Seat Flare - B 8363 (type F) ... 88
H122389Z 90° JIS Female 60° Seat Flare - B 8363 (type F) ... 88

// KOMATSU INSERTS

H1224011 Komatsu Female ... 89
H1244110 Komatsu Flange ... 89
H1244140 45° Komatsu Flange Solid one piece ... 90
H1244190 90° Komatsu Flange Solid one piece ... 90

// SAE FLANGES

H1243310 Flange SAE 3000 PSI J518 Code 61 - SFL ... 91
H1243320 22° Flange SAE 3000 PSI J518 Code 61 - SFL 22 Solid one piece ... 91
H1243330 30° Flange SAE 3000 PSI J518 Code 61 - SFL 30 Solid one piece ... 92
H1243340 45° Flange SAE 3000 PSI J518 Code 61 - SFL 45 Solid one piece ... 92
H1243360 60° Flange SAE 3000 PSI J518 Code 61 - SFL 60 Solid one piece ... 93
H1243390 90° Flange SAE 3000 PSI J518 Code 61 - SFL 90 Solid one piece ... 93
H1243610 Flange SAE 6000 PSI J518 Code 62 - SFS ... 94

// HYDRAULIC FITTING

H1243640 45° Flange SAE 6000 PSI J518 Code 62 - SFS 45 Solid one piece 94
H1243690 90° Flange SAE 6000 PSI J518 Code 62 - SFS 90 Solid one piece 95
H10W3320 Split Flange Clamp 3000 PSI J518 Code 61 - FHL 96
H10W3620 Split Flange Clamp 6000 PSI J518 Code 62 - FHS 96
H10W3310 4 Hole Flange Clamp 3000 PSI J518 Code 61 - VHL 97
H10W3610 4 Hole Flange Clamp 6000 PSI J518 Code 62 - VHS 97

// NEW POWERTRACK

// FERRULES

H1300SK4 Multispiral Ferrule for 4 Spiral Hoses 99
H1300NS6 Multispiral No-Skive Ferrule for 6 Spiral Hoses 99
H1300NS4 Multispiral No-Skive Ferrule for 4 Spiral Hoses 99

// BSP INSERTS

H1310510 BSPP Male 60° Flare AGR 100
H1320812 BSPP Female 60° Cone with O-Ring DKOR 100
H1320842 45° BSPP Female 60° Cone with O-Ring DKOR 45 Solid one piece 101
H1320892 90° BSPP Female 60° Cone with O-Ring DKOR 90 Solid one piece 101

// DIN METRIC INSERTS

H1311210 Metric Male 24° Seat - Heavy DIN 3853 - CES 102
H1321613 Metric Female 24° Cone with O-Ring - Heavy DIN 3865 - DKOS 102
H1321643 45° Metric Female 24° Cone with O-Ring - Heavy DIN 3865 - DKOS 45 Solid one piece 103
H1321693 90° Metric Female 24° Cone with O-Ring - Heavy DIN 3865 - DKOS 90 Solid one piece 103

// JIC 37° INSERTS

H1312510 JIC Male 37° Cone AGJ 104
H1322512 JIC Female 37° Seat DKJ 104
H1322542 45° JIC Female 37° Seat - Medium Drop DKJ 45M Solid one piece 105
H1322592 90° JIC Female 37° Seat - Medium Drop DKJ 90M Solid one piece 105

// NPTF INSERTS

H1312810 NPTF Male 60° Seat AGN 106

// ORFS INSERTS

H1312410 ORFS Male 107

// HYDRAULIC FITTING

H1322411 ORFS Female with Stem Hexagon 107
H1322441 45° ORFS Female - Medium Drop DK ORFS 45M Solid one piece 108
H1322491 90° ORFS Female - Medium Drop DK ORFS 90M Solid one piece 108

// SAE FLANGES

H1343310 Flange SAE 3000 PSI J518 Code 61 - SFL 109
H1343340 45° Flange SAE 3000 PSI J518 Code 61 - SFL 45 Solid one piece 109
H1343390 90° Flange SAE 3000 PSI J518 Code 61 - SFL 90 Solid one piece 110
H1343610 Flange SAE 6000 PSI J518 Code 62 - SFS 110
H1343640 45° Flange SAE 6000 PSI J518 Code 62 - SFS 45 Solid one piece 111
H1343690 90° Flange SAE 6000 PSI J518 Code 62 - SFS 90 Solid one piece 111

// SUPERCAT FLANGES

H1343910 Flange SUPERCAT 112
H1343940 45° Flange SUPERCAT Solid one piece 112
H1343990 90° Flange SUPERCAT Solid one piece 113

// WATERBLAST

// FERRULES

D990000 Waterblast Ferrule for WB10L - WB15L - WB20L* 115
D980000 Waterblast Ferrule for WB20L 115

// WATERBLAST INSERTS

BSP Female 60° with O-Ring 116
BSP Female 60° without O-Ring 116
UNF Type "M Swivel" 116
Metric Female 24° Cone with O-Ring - Heavy DIN 3865 - DKOS Slip on Nut with Relief Bore 117
NPTF Male 60° Seat AGN 117

// INTERLOCK

// FERRULES

H1400200 Interlock Dual Skive Ferrule for 4 Spiral Hoses 119
H1T00600 Interlock Special Dual Skive Ferrule 119
H1400301 Interlock Dual Skive Ferrule for 4-6 Spiral Hoses 119

// HOSE MENDER

H14C5610 Hose Mender 120

// HYDRAULIC FITTING

// BSP INSERTS

H1410510 BSPP Male 60° Flare AGR 121
H1410710 BSPT Male AGR K 121
H1420812 BSPP Female 60° Cone with O-Ring DKOR 121
H1420842 45° BSPP Female 60° Cone with O-Ring DKOR 45 Solid one piece 122
H1420892 90° BSPP Female 60° Cone with O-Ring DKOR 90 Solid one piece 122

// DIN METRIC INSERTS

H1411210 Metric Male 24° Seat - Heavy DIN 3853 - CES 123
H1421613 Metric Female 24° Cone with O-Ring - Heavy DIN 3865 - DKOS 123
H1421643 45° Metric Female 24° Cone with O-Ring - Heavy DIN 3865 - DKOS 45 Solid one piece 124
H1421693 90° Metric Female 24° Cone with O-Ring - Heavy DIN 3865 - DKOS 90 Solid one piece 124

// JIC 37° INSERTS

H1412510 JIC Male 37° Cone AGJ 125
H1422512 JIC Female 37° Seat DKJ 125
H1422542 45° JIC Female 37° Seat DKJ 45 Solid one piece 126
H1422592 90° JIC Female 37° Seat DKJ 90 Solid one piece 126

// NPTF INSERTS

H1412810 NPTF Male 60° Seat AGN 127

// ORFS INSERTS

H1412410 ORFS Male 128
H1422411 ORFS Female with Stem Hexagon 128
H1422441 45° ORFS Female DK ORFS 45 Solid one piece 129
H1422491 90° ORFS Female DK ORFS 90 Solid one piece 129

// SAE FLANGES

H1443310 Flange SAE 3000 PSI J518 Code 61 - SFL 130
H1443340 45° Flange SAE 3000 PSI J518 Code 61 - SFL 45 Solid one piece 130
H1443390 90° Flange SAE 3000 PSI J518 Code 61 - SFL 90 Solid one piece 130
H1443610 Flange SAE 6000 PSI J518 Code 62 - SFS 131
H1443640 45° Flange SAE 6000 PSI J518 Code 62 - SFS 45 Solid one piece 131
H1443690 90° Flange SAE 6000 PSI J518 Code 62 - SFS 90 Solid one piece 132
H1T43610 Flange SAE 6000 PSI J518 Code 62 - SFS Special version 132

// HYDRAULIC FITTING

H1T43640 45° Flange SAE 6000 PSI J518 Code 62 - SFS 45 Solid one piece Special version 132
H1T43690 90° Flange SAE 6000 PSI J518 Code 62 - SFS 90 Solid one piece Special version 133

// SUPERCAT FLANGES

H1443910 Flange SUPERCAT 134
H1443940 45° Flange SUPERCAT Solid one piece 134
H1443990 90° Flange SUPERCAT Solid one piece 134

// HAMMER UNION

H1T13F13 Male Hammer Union Fig. 1502 integral fitting with Lug Nut Special version 135
H1T23F10 Female Hammer Union Fig. 1502 integral fitting with Rubber Ring Special version 135

// HYDRAULIC ADAPTER

// JIC 37° ADAPTERS

// MALE UNION

Straight union JIC - JIC Male 137
90° union JIC - JIC Male 137
Tee union JIC - JIC Male 138
Cross union JIC - JIC Male 138

// MALE / FEMALE UNION

Straight reducing JIC Female - JIC Male 139
45° union JIC Male - JIC Female 139
90° union JIC Male - JIC Female 140
Branch Tee union JIC Male - JIC Female 140
Run Tee union JIC Male - JIC Female 141

// BULKHEAD

Straight union JIC - JIC Bulkhead 142
45° union JIC - JIC Bulkhead 142
90° union JIC - JIC Bulkhead 143
Branch Tee union JIC - JIC Bulkhead 143
Run Tee union JIC - JIC Bulkhead 144

// BSPP

Straight connector JIC Male - BSPP cylindric Male 60° 145
Straight connector JIC Male - BSPP cylindric Male with elastomer 146
Long connector JIC Male - BSPP cylindric Male with elastomer 147
45° adjustable elbow connector JIC Male - BSPP cylindric Male with O-Ring and retaining ring 148
90° adjustable elbow connector JIC Male - BSPP cylindric Male with O-Ring and retaining ring 149
90° adjustable long elbow connector JIC Male - BSPP cylindric Male with O-Ring and retaining ring 150
Branch Tee adjustable elbow connector JIC Male - BSPP cylindric Male with O-Ring and retaining ring 151
Run Tee adjustable elbow connector JIC Male - BSPP cylindric Male with O-Ring and retaining ring 152
Straight connector JIC Male - BSPT Male 153
90° elbow connector JIC Male - BSPT Male 154

// METRIC

Straight connector JIC Female - Metric Male with O-Ring 155
Straight connector JIC Male - Metric Male with O-Ring 156
Straight connector JIC Male - Metric Male with elastomer 157
Long connector JIC Male - Metric Male with elastomer 157
90° adjustable elbow connector JIC Male - Metric Male with O-Ring and retaining ring 158
90° adjustable long elbow connector JIC Male - Metric Male with O-Ring and retaining ring 159
Branch Tee adjustable elbow connector JIC Male - Metric Male with O-Ring and retaining ring 160
Run Tee adjustable elbow connector JIC Male - Metric Male with O-Ring and retaining ring 160

// SAE UNF

Straight connector JIC Male - SAE UNF/UN Male with O-Ring 161
Long connector JIC Male - SAE UNF/UN Male with O-Ring 162
Straight connector JIC Female - SAE UNF/UN Male with O-Ring 163
45° adjustable elbow connector JIC Male - SAE UNF/UN Male with O-Ring 164
90° adjustable elbow connector JIC Male - SAE UNF/UN Male with O-Ring 165
90° adjustable long elbow connector JIC Male - SAE UNF/UN Male with O-Ring 166
Branch Tee adjustable elbow connector JIC Male - SAE UNF/UN Male with O-Ring 167
Run Tee adjustable elbow connector JIC Male - SAE UNF/UN Male with O-Ring 168

// NPTF

Straight connector JIC - NPTF Male 169
Straight connector JIC Female - NPTF Male 170
45° elbow connector JIC - NPTF Male 170
90° elbow connector JIC - NPTF Male 171

// FLANGES

Straight flange SAE J518 code 61 - JIC - Low pressure 172
Straight flange SAE J518 code 62 - JIC - High pressure 172

// HYDRAULIC ADAPTER

90° flange SAE J518 code 61 - JIC - Low pressure 173
90° flange SAE J518 code 62 - JIC - High pressure 173
90° adjustable split flange SAE J518 code 61 - JIC - Low pressure 174
90° adjustable split flange SAE J518 code 62 - JIC - High pressure 174

// ACCESSORIES

Nut JIC 175
Sleeve JIC 175

// PLUG

Cap JIC Female 176
Plug JIC Male 176

// ORFS ADAPTERS

// MALE UNION

Straight union ORFS Male 178
90° union ORFS Male 178
Branch Tee union ORFS Male 179
Cross union ORFS Male 179

// MALE / FEMALE UNION

Straight union ORFS Female - ORFS Male 180
45° union ORFS Male - ORFS Female 180
90° union ORFS Male - ORFS Female 181
Branch Tee union ORFS Male - ORFS Female 181
Run Tee union ORFS Male - ORFS Female 181

// BULKHEAD

Straight union ORFS Bulkhead 182
45° union ORFS Bulkhead 182
90° union ORFS Bulkhead 183
Branch Tee union ORFS Bulkhead 183
Run Tee union ORFS Bulkhead 184

// BSPP

Straight connector ORFS Male - BSPP cylindric Male with elastomer 185
45° adjustable elbow connector ORFS Male - BSPP cylindric Male with O-Ring and retaining ring 186
90° adjustable elbow connector ORFS Male - BSPP cylindric Male with O-Ring and retaining ring 187
90° adjustable long elbow connector ORFS Male - BSPP cylindric Male with O-Ring and retaining ring 188
Branch Tee adjustable elbow connector ORFS Male - BSPP cylindric Male with O-Ring and retaining ring 188
Run Tee adjustable elbow connector ORFS Male - BSPP cylindric Male with O-Ring and retaining ring 189

// METRIC

Straight connector ORFS Male - Metric Male with O-Ring 190
Straight connector ORFS Male - Metric Male with elastomer 191
45° adjustable elbow connector ORFS Male - Metric Male with O-Ring and retaining ring 192
90° adjustable elbow connector ORFS Male - Metric Male with O-Ring and retaining ring 192
90° adjustable long elbow connector ORFS Male - Metric Male with O-Ring and retaining ring 193
Branch Tee adjustable elbow connector ORFS Male - Metric Male with O-Ring and retaining ring 193
Run Tee adjustable elbow connector ORFS Male - Metric Male with O-Ring and retaining ring 194

// SAE UNF

Straight connector ORFS Male - SAE UNF/UN Male with O-Ring 195
Long connector ORFS Male - SAE UNF/UN Male with O-Ring 195
Straight connector ORFS Female - SAE UNF/UN Male with O-Ring 196
45° adjustable elbow connector ORFS Male - SAE UNF/UN Male with O-Ring 197
90° adjustable elbow connector ORFS Male - SAE UNF/UN Male with O-Ring 198
90° adjustable long elbow connector ORFS Male - SAE UNF/UN Male with O-Ring 198
Branch Tee adjustable elbow connector ORFS Male - SAE UNF/UN Male with O-Ring 199
Run Tee adjustable elbow connector ORFS Male - SAE UNF/UN Male with O-Ring 199

// HYDRAULIC ADAPTER

// FLANGES

Straight flange SAE J518 code 61 - ORFS Male - Low pressure 200
Straight flange SAE J518 code 62 - ORFS Male - High pressure 200
90° flange SAE J518 code 61 - ORFS Male - Low pressure 201
90° flange SAE J518 code 62 - ORFS Male - High pressure 201
90° adjustable flange SAE J518 code 61 - ORFS Male - Low pressure 202
90° adjustable flange SAE J518 code 62 - ORFS Male - High pressure 202

// ACCESSORIES

Nut ORFS 203

// PLUG

Cap ORFS Female 204
Plug ORFS Male 204

// BSP ADAPTERS

// MALE UNION

Straight union BSP 60° Male 206
90° union BSP 60° Male 207
Branch Tee union BSP 60° Male 207
Cross union BSP 60° Male 207

// MALE / FEMALE UNION

Straight union BSP 60° Male - Female 208
45° union BSP 60° Male - Female 208
90° union BSP 60° Male - Female 209
Branch Tee union BSP 60° Male - Female 209
Run Tee union BSP 60° Male - Female 209

// FEMALE UNION

Straight union BSP 60° Female 210
90° union BSP 60° Female 210
Branch Tee union BSP 60° Female 210

// BULKHEAD

Straight union BSP 60° Bulkhead 211
90° elbow connector BSP 60° Bulkhead 211
Branch Tee union BSP 60° Bulkhead 212
Run Tee union BSP 60° Bulkhead 212

// BSPP

Straight connector BSP 60° Male - BSPP cylindric Male with O-Ring and retaining ring 213
45° adjustable elbow connector BSP 60° Male - BSPP cylindric Male with O-Ring and retaining ring 214
90° adjustable elbow connector BSP 60° Male - BSPP cylindric Male with O-Ring and retaining ring 215
Branch Tee adjustable elbow connector BSP 60° Male - BSPP cylindric Male with O-Ring and retaining ring 215
Run Tee adjustable elbow connector BSP 60° Male - BSPP cylindric Male with O-Ring and retaining ring 216

// FLANGES

Straight flange SAE J518 code 61 - BSP - Low pressure 217
Straight flange SAE J518 code 62 - BSP - High pressure 217
90° flange SAE J518 code 61 - BSP - Low pressure 218
90° flange SAE J518 code 62 - BSP - High pressure 218
90° adjustable flange SAE J518 code 61 - BSP - Low pressure 219
90° adjustable flange SAE J518 code 62 - BSP - High pressure 219

// PLUG

Cap BSP 60° Female 220
Plug BSP 60° Male 220

// HYDRAULIC ADAPTER

// DIN 24° ADAPTERS

// ACCESSORIES

Nut DIN 24° - Light series 222
Nut DIN 24° - Heavy series 222
Double cutting ring DIN 24° - Light series 223
Double cutting ring DIN 24° - Heavy series 223
Double cutting ring with tight sealing DIN 24° - Light seriesDIN 2353 224
Double cutting ring with tight sealing DIN 24° - Heavy seriesDIN 2353 224

// MALE UNION

Straight union DIN 24° Male - Light series 225
Straight union DIN 24° Male - Heavy series 225
90° union DIN 24° Male - Light series 226
90° union DIN 24° Male - Heavy series 226
Branch Tee union DIN 24° Male - Light series 227
Branch Tee union DIN 24° Male - Heavy series 227
Cross union DIN 24° Male - Light series 228
Cross union DIN 24° Male - Heavy series 228

// MALE / FEMALE UNION

Reducers DIN 24° pre-assembled - Light series 229
Reducers DIN 24° pre-assembled - Heavy series 230
Reducers DIN 24° with O-Ring - Light series 231
Reducers DIN 24° with O-Ring - Heavy series 232
45° adjustable elbow connector DIN 24° Male - Female with O-Ring - Light series 233
45° adjustable elbow connector DIN 24° Male - Female with O-Ring - Heavy series 233
90° adjustable elbow connector DIN 24° Male - Female pre-assembled - Light series 234
90° adjustable elbow connector DIN 24° Male - Female pre-assembled - Heavy series 234
90° adjustable elbow connector DIN 24° Male - Female with O-Ring - Light series 235
90° adjustable elbow connector DIN 24° Male - Female with O-Ring - Heavy series 235
Branch Tee adjustable elbow connector DIN 24° Male - Female pre-assembled - Light series 236
Branch Tee adjustable elbow connector DIN 24° Male - BSPP Male with O-Ring - Heavy series 236
Branch Tee adjustable elbow connector DIN 24° Male - Female with O-Ring - Light series 237
Branch Tee adjustable elbow connector DIN 24° Male - Female with O-Ring - Heavy series 237
Run Tee adjustable elbow connector DIN 24° Male - Female pre-assembled - Light series 238
Run Tee adjustable elbow connector DIN 24° Male - Female pre-assembled - Heavy series 238
Run Tee adjustable elbow connector DIN 24° Male - Female with O-Ring - Light series 239
Run Tee adjustable elbow connector DIN 24° Male - Female with O-Ring - Heavy series 239

// BULKHEAD

Straight union DIN 24° Bulkhead - Light series 240
Straight union DIN 24° Bulkhead - Heavy series 240
90° union DIN 24° Bulkhead - Light series 241
90° union DIN 24° Bulkhead - Heavy series 241

// METRIC

Straight connector DIN 24° Male - Metric cylindric Male - Light series 242
Straight connector DIN 24° Male - Metric cylindric Male - Heavy series 242
90° elbow connector DIN 24° Male - Metric cylindric Male - Light series 243
90° elbow connector DIN 24° Male - Metric cylindric Male - Heavy series 243
45° adjustable elbow connector DIN 24° Male - Metric Male with O-Ring and retaining ring - Light series 244
45° adjustable elbow connector DIN 24° Male - Metric Male with O-Ring and retaining ring - Heavy series 244
90° adjustable elbow connector DIN 24° Male - Metric Male with O-Ring and retaining ring - Light series 245
90° adjustable elbow connector DIN 24° Male - Metric Male with O-Ring and retaining ring - Heavy series 245
Branch Tee adjustable elbow connector DIN 24° Male - Metric Male with O-Ring and retaining ring - Light series 246
Branch Tee adjustable elbow connector DIN 24° Male - Metric Male with O-Ring and retaining ring - Heavy series 246
Run Tee adjustable elbow connector DIN 24° Male - Metric Male with O-Ring and retaining ring - Light series 247
Run Tee adjustable elbow connector DIN 24° Male - Metric Male with O-Ring and retaining ring - Heavy series 247
Straight connector DIN 24° Male - Metric cylindric Male with elastomer - Light series 248
Straight connector DIN 24° Male - Metric cylindric Male with elastomer - Heavy series 248
Straight connector DIN 24° Female pre-assembled - Metric cylindric Male with elastomer - Light series 249
Straight connector DIN 24° Female pre-assembled - Metric cylindric Male with elastomer - Heavy series 249
Straight connector DIN 24° Female with O-Ring - Metric cylindric Male with elastomer - Light series 250
Straight connector DIN 24° Female with O-Ring - Metric cylindric Male with elastomer - Heavy series 250
90° elbow connector DIN 24° Male - Metric conic Male - Light series 251
90° elbow connector DIN 24° Male - Metric conic Male - Heavy series 251

// HYDRAULIC ADAPTER

Banjo adjustable - Type A - Metric cylindric DIN 24° - Light series 252
Banjo adjustable - Type A - Metric cylindric DIN 24° - Heavy series 252
Banjo adjustable - Type B - Metric cylindric DIN 24° - Light series 253
Banjo adjustable - Type B - Metric cylindric DIN 24° - Heavy series 253

// BSPP

Straight connector DIN 24° Male - BSPP cylindric flat Male - Light series 254
Straight connector DIN 24° Male - BSPP cylindric flat Male - Heavy series 254
Straight connector DIN 24° Male - BSPP cylindric Female - Light series 255
Straight connector DIN 24° Male - BSPP cylindric Female - Heavy series 255
Straight connector DIN 24° Male - BSPP cylindric Male with elastomer - Light series 256
Straight connector DIN 24° Male - BSPP cylindric Male with elastomer - Heavy series 256
45° adjustable elbow connector DIN 24° Male - BSPP cylindric Male with O-Ring and retaining ring - Light series 257
45° adjustable elbow connector DIN 24° Male - BSPP cylindric Male with O-Ring and retaining ring - Heavy series 257
90° adjustable elbow connector DIN 24° Male - BSPP cylindric Male with O-Ring and retaining ring - Light series 258
90° adjustable elbow connector DIN 24° Male - BSPP cylindric Male with O-Ring and retaining ring - Heavy series 258
Branch Tee adjustable elbow connector DIN 24° Male - BSPP Male with O-Ring and retaining ring - Light series 259
Branch Tee adjustable elbow connector DIN 24° Male - BSPP Male with O-Ring and retaining ring - Heavy series 259
Run Tee adjustable elbow connector DIN 24° Male - BSPP Male with O-Ring and retaining ring - Light series 260
Run Tee adjustable elbow connector DIN 24° Male - BSPP Male with O-Ring and retaining ring - Heavy series 260
Straight connector DIN 24° Female with O-Ring - BSPP cylindric Male with elastomer - Light series 261
Straight connector DIN 24° Female with O-Ring - BSPP cylindric Male with elastomer - Heavy series 261
Straight connector DIN 24° Female pre-assembled - BSPP cylindric Male with elastomer - Light series 262
Straight connector DIN 24° Female pre-assembled - BSPP cylindric Male with elastomer - Heavy series 262
Banjo elbow - Type B - BSPP Male DIN 24° - Light series 263
Banjo elbow - Type B - BSPP Male DIN 24° - Heavy series 263
Banjo elbow - Type A - BSPP Male DIN 24° - Light series 264
Banjo elbow - Type A - BSPP Male DIN 24° - Heavy series 264
Straight connector BSPP Female - BSPP Male with elastomer 265

// BSPT

Straight connector DIN 24° Male - BSPT cylindric flat Male - Light series 266
Straight connector DIN 24° Male - BSPT cylindric flat Male - Heavy series 267
90° connector DIN 24° Male - BSPT Male - Light series 268
90° connector DIN 24° Male - BSPT Male - Heavy series 268
Branch Tee connector DIN 24° Male - BSPT Male - Light series 269
Branch Tee connector DIN 24° Male - BSPT Male - Heavy series 269
Run Tee connector DIN 24° Male - BSPT Male - Light series 270
Run Tee connector DIN 24° Male - BSPT Male - Heavy series 270

// BUTT WELD

Butt Weld straight coupling DIN 24° - Light series 271
Butt Weld straight coupling DIN 24° - Heavy series 271
Butt Weld long straight coupling DIN 24° - Light series 272
Butt Weld long straight coupling DIN 24° - Heavy series 272

// PLUG

Plug with O-Ring 24° DIN 2353 - Light series 273
Plug with O-Ring 24° DIN 2353 - Heavy series 273
Socket head plug Metric cylindric with elastomer 274
Socket head plug BSPP cylindric with elastomer 274