

**NEW MULTISPIRAL - NO SKIVE**



## // NEW MULTISPIRAL FITTINGS - NO SKIVE

The new fittings range is a no-skive solution for high pressure spiral hoses. Replace the former fittings range POWERTRAK.

### ➤ MAIN FEATURES

// No-skive

// Range: from 3/8" to 2"

// Working pressures: up to 6000 psi (420 bar)

// Main applications: construction equipment, agricultural machines, mining

// Suitable for: aftermarket and maintenance activities, on-site repairs especially

### ➤ ADVANTAGES

// H18, No Skive, only one Ferrule suitable for both 4 spiral and 6 spiral hose –warehouse optimization

// No need of skiving equipment, no odor and dust (consequence of the hose cover removal)

## // FERRULE SELECTION CHART

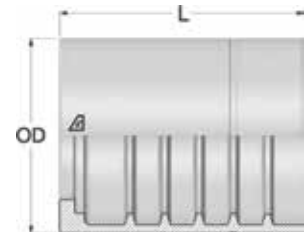
### // NO SKIVE FERRULE FOR MULTISPIRAL FITTINGS

Hose	Table n°	-06 DN 10 3/8"	-08 DN 12 1/2"	-10 DN 16 5/8"	-12 DN 19 3/4"	-16 DN 25 1"	-20 DN 32 1 1/4"	-24 DN 38 1 1/2"	-32 DN 51 2"
POWERFLEXBIO 4000	275							H1300NS4	H1300NS4
POWERFLEXBIO 5000 - 4S	276				H1300NS4	H1300NS4	H1300NS4		
POWERFLEXBIO 5000 - 6S	280							H1300NS6	H1300NS6
POWERFLEXBIO 5000 PLUS	277				H1300NS4	H1300NS4			
POWERFLEXBIO 6000 - 4S	278				H1300NS4	H1300NS4			
POWERFLEXBIO 6000 - 6S	282						H1300NS6		
POWERFLEXBIO EXTRA 4000	325							H1300NS4	H1300NS4
	726							H1800NSS	H1800NSS
POWERFLEXBIO EXTRA 5000	326				H1300NS4	H1300NS4	H1300NS4	H1300NS6	H1300NS6
	727			H1800NSS	H1800NSS	H1800NSS	H1800NSS	H1800NSS	H1800NSS
POWERFLEXBIO EXTRA 5500	327				H1300NS4	H1300NS4			
	728				H1800NSS	H1800NSS			
POWERFLEXBIO EXTRA 6000	328				H1300NS4	H1300NS4	H1300NS6		
	729	H1800NSS	H1800NSS	H1800NSS	H1800NSS	H1800NSS	H1800NSS	H1800NSS	

## // FERRULES

// H1800NSS **NEW**

Multispiral No-Skive Ferrule

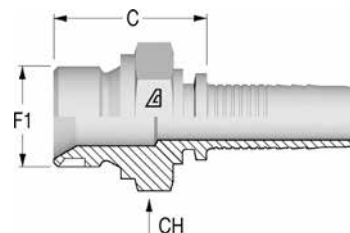


Item Code	DHFI Item Code	Product Code	ID	ID	ID	Ferrule OD	L
			Dash	mm	in		
1255743	230000-06-06	H1800NSS-060000	6	10,0	3/8"	29,0	37,0
1255796	230000-08-08	H1800NSS-080000	8	13,0	1/2"	31,0	40,0
1255833	230000-10-10	H1800NSS-100000	10	16,0	5/8"	38,0	44,3
1255868	230000-12-12	H1800NSS-120000	12	19,0	3/4"	43,0	52,5
1253826	230000-16-16	H1800NSS-160000	16	25,0	1"	50,0	63,0
1255880	230000-20-20	H1800NSS-200000	20	31,0	1 1/4"	62,0	73,0
1258472	230000-24-24	H1800NSS-240000	24	38,0	1 1/2"	70,0	78,5
1257089	230000-32-32	H1800NSS-320000	32	51,0	2"	85,0	94,0

# // BSP INSERTS

## // H1810510 **NEW**

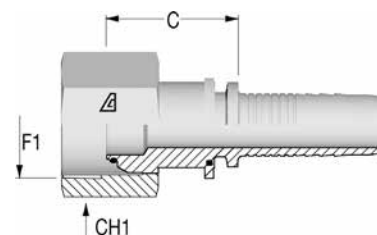
**BSP Male 60° Flare  
AGR**



Item Code	DHFI Item Code	Product Code	ID	ID	ID	F1 Dash	F1	C	CH
			Dash	mm	in			mm	mm
1258250	230120-12-12	H1810510-121200	12	19,0	3/4"	12	3/4-14	38,1	32,0
1258251	230120-16-16	H1810510-161600	16	25,0	1"	16	1-11	46,1	41,0
1258548	230120-20-20	H1810510-202000	20	32,0	1 1/4"	20	1 1/4-11	50,0	50,0
1258336	230120-24-24	H1810510-242400	24	38,0	1 1/2"	24	1 1/2-11	55,0	55,0
1258410	230120-32-32	H1810510-323200	32	51,0	2"	32	2-11	66,7	70,0

## // H1820812 **NEW**

**BSP Female 60° Cone with O-Ring  
DKOR**

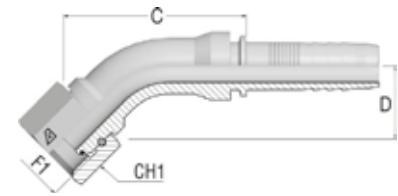


Item Code	DHFI Item Code	Product Code	Nut Type	ID	ID	ID	F1 Dash	F1	C	CH1
				Dash	mm	in			mm	mm
1259162	A23001-08-08*	H1820811-080800	Crimped	8	13,0	1/2"	8	1/2-14	19,6	27,0
1259163	A23001-10-10*	H1820811-101000	Crimped	10	16,0	5/8"	10	5/8-14	18,8	27,0
1257104	A23001-12-12	H1820812-121200	Thrust wire nut	12	19,0	3/4"	12	3/4-14	25,8	32,0
1258306	A23001-16-12	H1820812-121600	Thrust wire nut	12	19,0	3/4"	16	1-11	28,3	38,0
1257054	A23001-16-16	H1820812-161600	Thrust wire nut	16	25,0	1"	16	1-11	31,6	38,0
1258338	A23001-20-16	H1820812-162000	Thrust wire nut	16	25,0	1"	20	1 1/4-11	34,1	50,0
1258497	A23001-20-20	H1820812-202000	Thrust wire nut	20	32,0	1 1/4"	20	1 1/4-11	33,9	50,0
1258300	A23001-24-24	H1820812-242400	Thrust wire nut	24	38,0	1 1/2"	24	1 1/2-11	37,8	55,0
1258287	A23001-32-32	H1820812-323200	Thrust wire nut	32	51,0	2"	32	2-11	43,2	70,0

\*AVAILABLE ON REQUEST.

// H1820842 **NEW**

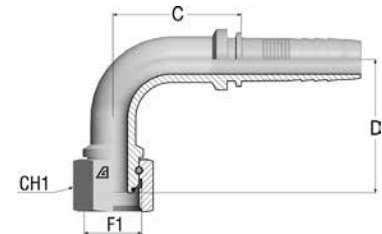
45° BSPP Female 60° Cone with O-Ring  
DKOR 45  
Solid one piece



Item Code	DHFI Item Code	Product Code	Nut Type	ID	ID	ID	F1 Dash	F1	C	D Drop	CH1
				Dash	mm	in			mm	mm	
1259198	A23061-08-08*	H1820841-080800	Crimped	8	13,0	1/2"	8	1/2-14	53,0	21,0	27,0
1259170	A23061-10-10*	H1820841-101000	Crimped	10	16,0	5/8"	10	5/8-14	61,0	21,5	27,0
1258249	A23061-12-12	H1820842-121200	Thrust wire nut	12	19,0	3/4"	12	3/4-14	76,0	30,0	32,0
1258275	A23061-16-16	H1820842-161600	Thrust wire nut	16	25,0	1"	16	1-11	92,0	40,0	38,0
1258506	A23061-20-20	H1820842-202000	Thrust wire nut	20	32,0	1 1/4"	20	1 1/4-11	90,0	40,0	50,0
1258407	A23061-24-24	H1820842-242400	Thrust wire nut	24	38,0	1 1/2"	24	1 1/2-11	116,0	46,0	55,0
1258595	A23061-32-32	H1820842-323200	Thrust wire nut	32	51,0	2"	32	2-11	153,0	60,0	70,0

// H1820892 **NEW**

90° BSPP Female 60° Cone with O-Ring  
DKOR 90  
Solid one piece



Item Code	DHFI Item Code	Product Code	Nut Type	ID	ID	ID	F1 Dash	F1	C	D Drop	CH1
				Dash	mm	in			mm	mm	
1259199	A23051-08-08*	H1820891-080800	Crimped	8	13,0	1/2"	8	1/2-14	37,0	41,0	27,0
1259172	A23051-10-10*	H1820891-101000	Crimped	10	16,0	5/8"	10	5/8-14	48,0	47,0	27,0
1258248	A23051-12-12	H1820892-121200	Thrust wire nut	12	19,0	3/4"	12	3/4-14	60,0	61,0	32,0
1258408	A23051-16-12	H1820892-121600	Thrust wire nut	12	19,0	3/4"	16	1-11	69,0	68,0	38,0
1258267	A23051-16-16	H1820892-161600	Thrust wire nut	16	25,0	1"	16	1-11	74,0	71,0	38,0
1258505	A23051-20-20	H1820892-202000	Thrust wire nut	20	32,0	1 1/4"	20	1 1/4-11	83,0	83,0	50,0
1258376	A23051-24-24	H1820892-242400	Thrust wire nut	24	38,0	1 1/2"	24	1 1/2-11	100,0	96,0	55,0
1258426	A23051-32-32	H1820892-323200	Thrust wire nut	32	51,0	2"	32	2-11	140,0	130,0	70,0

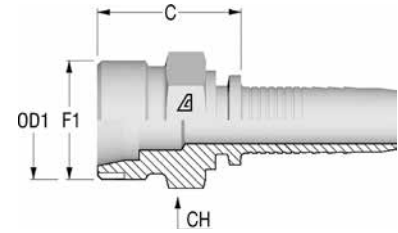
Image: insert with Slip on Nut.

\*AVAILABLE ON REQUEST.

# // DIN METRIC INSERTS

## // H1811210 **NEW**

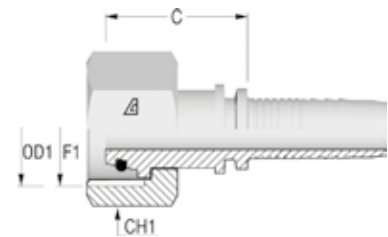
**Metric Male 24° Seat  
DIN 3853 - Heavy Series  
CES**



Item Code	DHFI Item Code	Product Code	ID	ID	ID	F1	OD1	C	CH
			Dash	mm	in			mm	mm
1257032	231700-12-12	H1811210-123600	12	19,0	3/4"	M36X2	25	30,0	36,0
1257041	231700-16-16	H1811210-164200	16	25,0	1"	M42X2	30	41,1	46,0
1257093	231700-20-20	H1811210-205200	20	32,0	1 1/4"	M52X2	38	49,9	55,0

## // H1821613 **NEW**

**Metric Female 24° Cone with O-Ring  
ISO 8434-1 - Heavy Series  
DKOS**



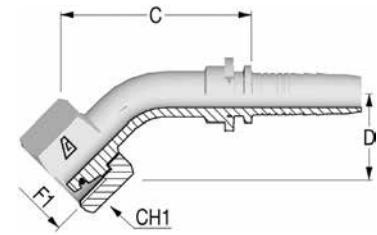
Item Code	DHFI Item Code	Product Code	Nut Type	ID	ID	ID	F1	OD1	C	CH1
				Dash	mm	in			mm	mm
1259271	A23177-08-08*	H1821612-082400	Thrust wire nut	8	13,0	1/2"	M24X1.5	16	27,3	30,0
1259301	A23177-10-10*	H1821613-103000	Slip on nut	10	16,0	5/8"	M30X2	20	37,2	36,0
1257103	A23177-10-12	H1821612-123000	Thrust wire nut	12	19,0	3/4"	M30X2	20	37,4	36,0
1257094	A23177-12-12	H1821613-123600	Slip on nut	12	19,0	3/4"	M36X2	25	41,7	46,0
1257051	A23177-12-16	H1821612-163600	Thrust wire nut	16	25,0	1"	M36X2	25	46,6	46,0
1257055	A23177-16-16	H1821613-164200	Slip on nut	16	25,0	1"	M42X2	30	45,8	50,0
1258543	A23177-16-20	H1821612-204200	Thrust wire nut	20	32,0	1 1/4"	M42X2	30	50,0	50,0
1255917	A23177-20-20	H1821613-205200	Slip on nut	20	32,0	1 1/4"	M52X2	38	50,0	60,0
1258302	A23177-20-24	H1821612-245200	Thrust wire nut	24	38,0	1 1/2"	M52X2	38	57,0	60,0

Image: insert with Slip on Nut.

\*AVAILABLE ON REQUEST.

// H1821643 **NEW**

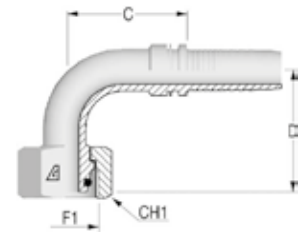
**45° Metric Female 24° Cone with O-Ring**  
**ISO 8434-1 - Heavy Series**  
**DKOS 45**  
**Solid one piece**



Item Code	DHFI Item Code	Product Code	Nut Type	ID	ID	ID	F1	OD1	C	D Drop	CH1
				Dash	mm	in			mm	mm	mm
1259275	A23987-08-08*	H1821642-082400	Thrust wire nut	8	13,0	1/2"	M24X1.5	16	66,7	33,0	30,0
1259304	A23987-10-10*	H1821643-103000	Slip on nut	10	16,0	5/8"	M30X2	20	66,0	30,0	36,0
1258305	A23987-10-12	H1821642-123000	Thrust wire nut	12	19,0	3/4"	M30X2	20	74,0	33,0	36,0
1257064	A23987-12-12	H1821643-123600	Slip on nut	12	19,0	3/4"	M36X2	25	71,0	33,0	46,0
1258315	A23987-12-16	H1821642-163600	Thrust wire nut	16	25,0	1"	M36X2	25	94,0	37,5	46,0
1257048	A23987-16-16	H1821643-164200	Slip on nut	16	25,0	1"	M42X2	30	110,0	35,5	50,0
1255919	A23987-20-20	H1821643-205200	Slip on nut	20	32,0	1 1/4"	M52X2	38	111,0	45,0	60,0

// H1821693 **NEW**

**90° Metric Female 24° Cone with O-Ring**  
**ISO 8434-1 - Heavy Series**  
**DKOS 90**  
**Solid one piece**



Item Code	DHFI Item Code	Product Code	Nut Type	ID	ID	ID	F1	OD1	C	D Drop	CH1
				Dash	mm	in			mm	mm	mm
1259273	A23977-08-08*	H1821692-082400	Thrust wire nut	8	13,0	1/2"	M24X1.5	16	48,5	59,0	30,0
1259305	A23977-10-10*	H1821693-103000	Slip on nut	10	16,0	5/8"	M30X2	20	48,0	55,0	36,0
1258253	A23977-10-12	H1821692-123000	Thrust wire nut	12	19,0	3/4"	M30X2	20	66,1	67,5	36,0
1257067	A23977-12-12	H1821693-123600	Slip on nut	12	19,0	3/4"	M36X2	25	51,0	59,5	46,0
1257060	A23977-12-16	H1821692-163600	Thrust wire nut	16	25,0	1"	M36X2	25	76,0	82,0	46,0
1257045	A23977-16-16	H1821693-164200	Slip on nut	16	25,0	1"	M42X2	30	85,0	70,0	50,0
1258503	A23977-20-20	H1821693-205200	Slip on nut	20	32,0	1 1/4"	M52X2	38	95,0	92,0	60,0
1258334	A23977-20-24	H1821692-245200	Thrust wire nut	24	38,0	1 1/2"	M52X2	38	105,0	95,0	60,0

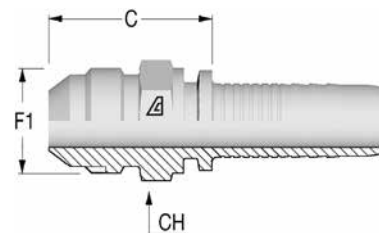
Image: insert with Slip on Nut.

\*AVAILABLE ON REQUEST.

# // JIC 37° INSERTS

## // H1812510 **NEW**

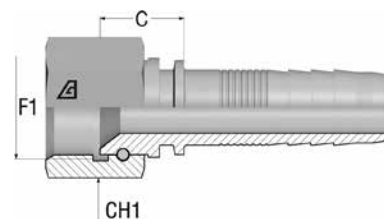
JIC Male 37° Cone  
AGJ



Item Code	DHFI Item Code	Product Code	ID	ID	ID	F1 Dash	F1	C	CH
			Dash	mm	in			mm	mm
1255939	230200-06-06	H1812510-060600	6	10,0	3/8"	6	9/16-18	27,0	17,0
1255965	230200-08-08	H1812510-080800	8	13,0	1/2"	8	3/4-16	30,6	19,0
1255988	230200-10-10	H1812510-101000	10	16,0	5/8"	10	7/8-14	35,3	24,0
1256038	230200-12-12	H1812510-121200	12	19,0	3/4"	12	1 1/16-12	39,1	27,0
1255826	230200-16-16	H1812510-161600	16	25,0	1"	16	1 5/16-12	46,1	36,0
1257092	230200-20-20	H1812510-202000	20	32,0	1 1/4"	20	1 5/8-12	50,4	46,0
1258599	230200-24-24	H1812510-242400	24	38,0	1 1/2"	24	1 7/8-12	56,5	50,0

## // H1822512 **NEW**

JIC Female 37° Seat  
DKJ



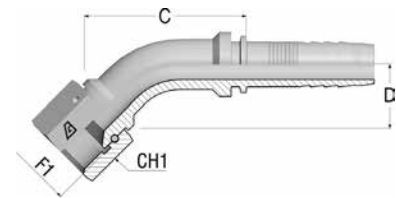
Item Code	DHFI Item Code	Product Code	Nut Type	ID	ID	ID	F1 Dash	F1	C	CH1
				Dash	mm	in			mm	mm
1258632	A23005-06-06*	H1822511-060600	Crimped	6	10,0	3/8"	6	9/16-18	16,0	19,0
1258633	A23005-08-08*	H1822511-080800	Crimped	8	13,0	1/2"	8	3/4-16	18,6	25,0
1258634	A23005-10-10*	H1822511-101000	Crimped	10	16,0	5/8"	10	7/8-14	20,3	27,0
1258252	A23005-12-12	H1822512-121200	Thrust wire nut	12	19,0	3/4"	12	1 1/16-12	22,8	32,0
1258307	A23005-16-12	H1822512-121600	Thrust wire nut	12	19,0	3/4"	16	1 5/16-12	24,6	38,0
1258265	A23005-16-16	H1822512-161600	Thrust wire nut	16	25,0	1"	16	1 5/16-12	18,5	38,0
1258328	A23005-20-16	H1822512-162000	Thrust wire nut	16	25,0	1"	20	1 5/8-12	29,2	50,0
1258498	A23005-20-20	H1822512-202000	Thrust wire nut	20	32,0	1 1/4"	20	1 5/8-12	30,0	50,0
1258507	A23005-24-20	H1822512-202400	Thrust wire nut	20	32,0	1 1/4"	24	1 7/8-12	34,0	55,0
1258332	A23005-24-24	H1822512-242400	Thrust wire nut	24	38,0	1 1/2"	24	1 7/8-12	23,5	55,0

Image: insert with Thrust Wire Nut.

\*AVAILABLE ON REQUEST.

// H1822541 **NEW**

45° JIC Female 37° Seat  
Medium Drop  
DKJ 45M  
Solid one piece

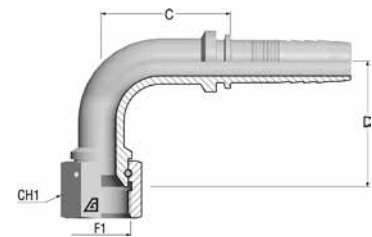


Item Code	DHFI Item Code	Product Code	Nut Type	ID	ID	ID	F1 Dash	F1	C	D Drop	CH1
				Dash	mm	in			mm	mm	
1255928	A23064-04-04*	H1822541-040400	Crimped	4	6,0	1/4"	4	7/16-20	38,0	15,5	16,0
1255956	A23064-06-06*	H1822541-060600	Crimped	6	10,0	3/8"	6	9/16-18	50,0	17,5	19,0
1255969	A23064-08-08*	H1822541-080800	Crimped	8	13,0	1/2"	8	3/4-16	52,0	20,0	25,0
1256026	A23064-10-10	H1822541-101000	Crimped	10	16,0	5/8"	10	7/8-14	57,0	29,0	27,0
1256047	A23064-12-12	H1822542-121200	Thrust wire nut	12	19,0	3/4"	12	1 1/16-12	70,0	27,5	32,0
1258345	A23064-16-12	H1822542-121600	Thrust wire nut	12	19,0	3/4"	16	1 5/16-12	69,0	33,5	38,0
1255873	A23064-16-16	H1822542-161600	Thrust wire nut	16	25,0	1"	16	1 5/16-12	85,0	31,0	38,0
1257075	A23064-20-20	H1822542-202000	Thrust wire nut	20	32,0	1 1/4"	20	1 5/8-12	98,0	37,0	50,0
1258438	A23064-24-24	H1822542-242400	Thrust wire nut	24	38,0	1 1/2"	24	1 7/8-12	118,0	43,5	55,0

Image: insert with Thrust Wire Nut.

// H1822591 **NEW**

90° JIC Female 37° Seat  
Medium Drop  
DKJ 90M  
Solid one piece



Item Code	DHFI Item Code	Product Code	Nut Type	ID	ID	ID	F1 Dash	F1	C	D Drop	CH1
				Dash	mm	in			mm	mm	
1255958	A23054-06-06*	H1822591-060600	Crimped	6	10,0	3/8"	6	9/16-18	32,0	35,0	19,0
1255971	A23054-08-08*	H1822591-080800	Crimped	8	13,0	1/2"	8	3/4-16	36,0	40,0	25,0
1256024	A23054-10-10	H1822591-101000	Crimped	10	16,0	5/8"	10	7/8-14	46,0	52,0	27,0
1258264	A23054-12-12	H1822592-121200	Thrust wire nut	12	19,0	3/4"	12	1 1/16-12	60,0	57,0	32,0
1258342	A23054-16-12	H1822592-121600	Thrust wire nut	12	19,0	3/4"	16	1 5/16-12	58,0	63,5	38,0
1255867	A23054-16-16	H1822592-161600	Thrust wire nut	16	25,0	1"	16	1 5/16-12	76,0	67,0	38,0
1257204	A23054-20-20	H1822592-20200M	Thrust wire nut	20	32,0	1 1/4"	20	1 5/8-12	84,0	78,0	50,0
1257207	A23054-24-24	H1822592-242400	Thrust wire nut	24	38,0	1 1/2"	24	1 7/8-12	104,0	92,0	55,0

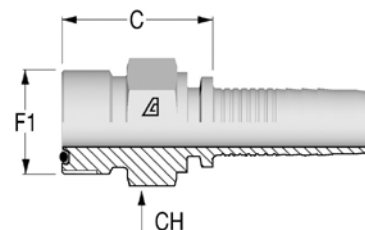
Image: insert with Thrust Wire Nut.

\*AVAILABLE ON REQUEST.

# // ORFS INSERTS

## // H1812410 **NEW**

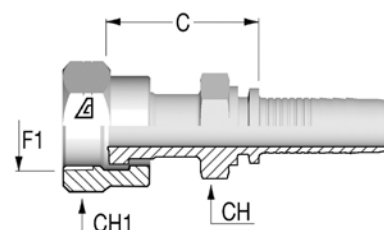
ORFS Male



Item Code	DHF1 Item Code	Product Code	ID	ID	ID	F1 Dash	F1	C	CH
			Dash	mm	in			mm	mm
1255954	23A290-06-06	H1812410-060600	6	10,0	3/8"	6	11/16-16	25,0	19,0
1255975	23A290-08-08	H1812410-080800	8	13,0	1/2"	8	13/16-16	27,1	22,0
1256029	23A290-10-10	H1812410-101000	10	16,0	5/8"	10	1-14	31,3	27,0
1256049	23A290-12-12	H1812410-121200	12	19,0	3/4"	12	1 3/16-12	36,1	32,0
1257070	23A290-16-16	H1812410-161600	16	25,0	1"	16	1 7/16-12	40,6	38,0
1257090	23A290-20-20	H1812410-202000	20	32,0	1 1/4"	20	1 11/16-12	43,4	46,0

## // H1822411 **NEW**

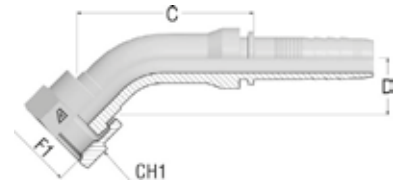
ORFS Female with Stem Hexagon



Item Code	DHF1 Item Code	Product Code	Nut Type	ID	ID	ID	F1 Dash	F1	C	CH	CH1
				Dash	mm	in			mm	mm	mm
1255952	A23A26-06-06	H1822411-060600	Crimped	6	10,0	3/8"	6	11/16-16	31,0	17,0	22,0
1255982	A23A26-08-08	H1822411-080800	Crimped	8	13,0	1/2"	8	13/16-16	36,1	22,0	24,0
1256031	A23A26-10-10	H1822411-101000	Crimped	10	16,0	5/8"	10	1-14	40,3	24,0	30,0
1256053	A23A26-12-12	H1822411-121200	Crimped	12	19,0	3/4"	12	1 3/16-12	44,1	30,0	36,0
1256932	A23A26-16-12	H1822411-121600	Crimped	12	19,0	3/4"	16	1 7/16-12	50,1	36,0	41,0
1255812	A23A26-16-16	H1822411-161600	Crimped	16	25,0	1"	16	1 7/16-12	53,1	36,0	41,0
1255814	A23A26-20-16	H1822411-162000	Crimped	16	25,0	1"	20	1 11/16-12	54,1	41,0	50,0
1255911	A23A26-20-20	H1822411-202000	Crimped	20	32,0	1 1/4"	20	1 11/16-12	56,0	46,0	50,0
1256933	A23A26-24-24	H1822411-242400	Crimped	24	38,0	1 1/2"	24	2-12	61,5	50,0	60,0

**// H1822441 NEW**

**45° ORFS Female**  
**Medium Drop**  
**DK ORFS 45M**  
**Solid one piece**

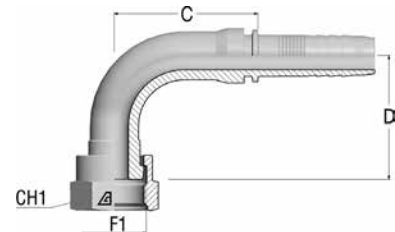


Item Code	DHF1 Item Code	Product Code	Nut Type	ID	ID	ID	F1 Dash	F1	C	D Drop	CH1
				Dash	mm	in					
1255963	A23A27-06-06	H1822443-060600	Slip on nut	6	10,0	3/8"	6	11/16-16	48,0	17,0	22,0
1255986	A23A27-08-08	H1822441-080800	Crimped	8	13,0	1/2"	8	13/16-16	54,0	22,0	24,0
1256036	A23A27-10-10	H1822441-101000	Crimped	10	16,0	5/8"	10	1-14	58,0	17,0	30,0
1256059	A23A27-12-12	H1822443-121200	Slip on nut	12	19,0	3/4"	12	1 3/16-12	67,0	21,0	36,0
1258416	A23A27-16-12	H1822441-121600	Crimped	12	19,0	3/4"	16	1 7/16-12	81,0	28,0	41,0
1255837	A23A27-16-16	H1822441-161600	Crimped	16	25,0	1"	16	1 7/16-12	95,0	28,0	41,0
1258440	A23A27-20-16	H1822441-162000	Crimped	16	25,0	1"	20	1 11/16-12	88,0	28,0	50,0
1255915	A23A27-20-20	H1822441-202000	Crimped	20	32,0	1 1/4"	20	1 11/16-12	108,0	36,5	50,0

Image: insert with Crimped Nut.

**// H1822491 NEW**

**90° ORFS Female**  
**Medium Drop**  
**DK ORFS 90M**  
**Solid one piece**



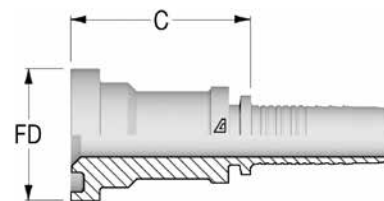
Item Code	DHF1 Item Code	Product Code	Nut Type	ID	ID	ID	F1 Dash	F1	C	D Drop	CH1
				Dash	mm	in					
1255960	A23A28-06-06	H1822493-060600	Slip on nut	6	10,0	3/8"	6	11/16-16	43,0	38,0	22,0
1255984	A23A28-08-08	H1822491-080800	Crimped	8	13,0	1/2"	8	13/16-16	35,0	42,0	24,0
1256034	A23A28-10-10	H1822491-101000	Slip on nut	10	16,0	5/8"	10	1-14	56,0	44,0	30,0
1256055	A23A28-12-12	H1822493-121200	Slip on nut	12	19,0	3/4"	12	1 3/16-12	63,0	58,0	36,0
1258325	A23A28-16-12	H1822491-121600	Crimped	12	19,0	3/4"	16	1 7/16-12	70,0	58,0	36,0
1255835	A23A28-16-16	H1822491-161600	Crimped	16	25,0	1"	16	1 7/16-12	80,0	66,0	41,0
1255913	A23A28-20-20	H1822491-202000	Crimped	20	32,0	1 1/4"	20	1 11/16-12	101,0	81,0	50,0

Image: insert with Crimped Nut.

# // SAE FLANGES

## // H1843310 **NEW**

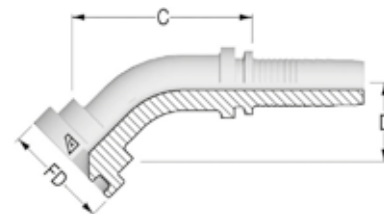
Flange SAE 3000 psi J518 Code 61  
SFL



Item Code	DHFI Item Code	Product Code	ID	ID	ID	F1 Dash	F1	FD	C	WP
			Dash	mm	in			mm	mm	psi
1256975	230250-12-12	H1843310-121200	12	19,0	3/4"	12	3/4	38,1	39,5	5000
1255817	230250-16-16	H1843310-161600	16	25,0	1"	16	1	44,5	54,1	5000
1255819	230250-20-16	H1843310-162000	16	25,0	1"	20	1 1/4	50,8	56,6	5000
1255886	230250-20-20	H1843310-202000	20	32,0	1 1/4"	20	1 1/4	50,8	57,5	3000
1258560	230250-24-20	H1843310-202400	20	32,0	1 1/4"	24	1 1/2	60,3	60,4	5000
1258432	230250-20-24	H1843310-242000	24	38,0	1 1/2"	20	1 1/4	50,8	54,5	5000
1256999	230250-24-24	H1843310-242400	24	38,0	1 1/2"	24	1 1/2	60,3	62,5	5000
1258422	230250-32-24	H1843310-243200	24	38,0	1 1/2"	32	2	71,4	62,5	5000
1258299	230250-32-32	H1843310-323200	32	50,0	2"	32	2	71,4	79,2	3000

## // H1843340 **NEW**

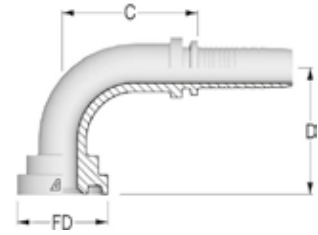
45° Flange SAE 3000 psi J518 Code 61  
SFL 45  
Solid one piece



Item Code	DHFI Item Code	Product Code	ID	ID	ID	F1 Dash	F1	FD	C	D Drop	WP
			Dash	mm	in			mm	mm	mm	psi
1258340	23B370-20-16	H1843340-162000	16	25,0	1"	20	1 1/4	50,8	99,0	32,5	3000
1255892	23B370-20-20	H1843340-202000	20	32,0	1 1/4"	20	1 1/4	50,8	103,0	38,5	5000
1257023	23B370-24-20	H1843340-202400	20	32,0	1 1/4"	24	1 1/2	60,3	99,0	40,0	3000
1257002	23B370-24-24	H1843340-242400	24	38,0	1 1/2"	24	1 1/2	60,3	111,0	43,0	3000
1258414	23B370-32-32	H1843340-323200	32	50,0	2"	32	2	71,4	154,0	54,0	5000

**// H1843390 NEW**

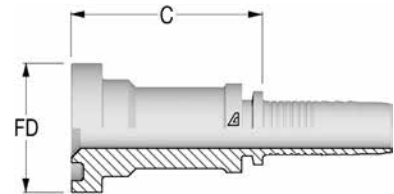
90° Flange SAE 3000 psi J518 Code 61  
SFL 90  
Solid one piece



Item Code	DHFI Item Code	Product Code	ID	ID	ID	F1 Dash	F1	FD	C	D Drop	WP
			Dash	mm	in						
1255849	23B380-16-16	H1843390-161600	16	25,0	1"	16	1	44,5	79,0	64,0	5000
1257007	23B380-20-16	H1843390-162000	16	25,0	1"	20	1 1/4	50,8	75,0	69,0	3000
1255890	23B380-20-20	H1843390-202000	20	32,0	1 1/4"	20	1 1/4	50,8	91,0	81,0	5000
1258622	23B380-24-20	H1843390-202400	20	32,0	1 1/4"	24	1 1/2	60,3	87,0	85,0	5000
1257000	23B380-24-24	H1843390-242400	24	38,0	1 1/2"	24	1 1/2	60,3	103,0	93,0	3000
1258385	23B380-32-32	H1843390-323200	32	50,0	2"	32	2	71,4	139,0	130,0	5000

**// H1843610 NEW**

Flange SAE 6000 psi J518 Code 61  
SFS

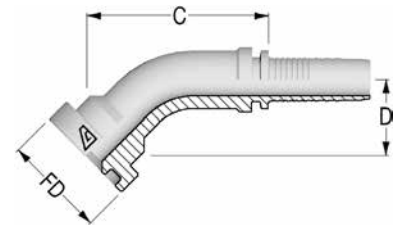


Item Code	DHFI Item Code	Product Code	ID	ID	ID	F1 Dash	F1	FD	C	WP
			Dash	mm	in					
1259205	23B810-08-08*	H1843610-080800	8	13,0	1/2"	8	1/2	31,8	43,6	6000
1250893	23B810-12-12	H1843610-121200	12	19,0	3/4"	12	3/4	41,3	53,1	6000
1256988	23B810-16-12	H1843610-121600	12	19,0	3/4"	16	1	47,6	56,5	6000
1255824	23B810-12-16	H1843610-161200	16	25,0	1"	12	3/4	41,3	59,1	6000
1250885	23B810-16-16	H1843610-161600	16	25,0	1"	16	1	47,6	59,1	6000
1255821	23B810-20-16	H1843610-162000	16	25,0	1"	20	1 1/4	54,0	66,1	6000
1257998	23B810-24-16	H1843610-162400	16	25,0	1"	24	1 1/2	63,5	71,1	6000
1255884	23B810-16-20	H1843610-201600	20	32,0	1 1/4"	16	1	47,6	60,0	6000
1250350	23B810-20-20	H1843610-202000	20	32,0	1 1/4"	20	1 1/4	54,0	59,0	6000
1257017	23B810-24-20	H1843610-202400	20	32,0	1 1/4"	24	1 1/2	63,5	74,0	6000
1257009	23B810-20-24	H1843610-242000	24	38,0	1 1/2"	20	1 1/4	54,0	70,0	6000
1250857	23B810-24-24	H1843610-242400	24	38,0	1 1/2"	24	1 1/2	63,5	63,0	6000
1257028	23B810-32-24	H1843610-243200	24	38,0	1 1/2"	32	2	79,4	88,0	6000
1250340	23B810-32-32	H1843610-323200	32	50,0	2"	32	2	79,4	97,2	6000

\*AVAILABLE ON REQUEST.

**// H1843640 *NEW***

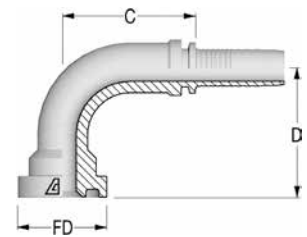
**45° Flange SAE 6000 psi J518 Code 61**  
**SFS 45**  
**Solid one piece**



Item Code	DHFI Item Code	Product Code	ID	ID	ID	F1 Dash	F1	FD	C	D Drop	WP
			Dash	mm	in						
1259211	23B470-08-08*	H1843640-080800	8	13,0	1/2"	8	1/2	31,8	56,0	23,0	6000
1256966	23B470-12-12	H1843640-121200	12	19,0	3/4"	12	3/4	41,3	75,0	30,0	6000
1256964	23B470-16-12	H1843640-121600	12	19,0	3/4"	16	1	47,6	81,0	33,0	6000
1257026	23B470-12-16	H1843640-161200	16	25,0	1"	12	3/4	41,3	77,0	29,5	6000
1255845	23B470-16-16	H1843640-161600	16	25,0	1"	16	1	47,6	98,0	38,5	6000
1255847	23B470-20-16	H1843640-162000	16	25,0	1"	20	1 1/4	54,0	96,0	44,0	6000
1257027	23B470-16-20	H1843640-201600	20	32,0	1 1/4"	16	1	47,6	97,0	34,0	6000
1255896	23B470-20-20	H1843640-202000	20	32,0	1 1/4"	20	1 1/4	54,0	102,0	41,0	6000
1257021	23B470-24-20	H1843640-202400	20	32,0	1 1/4"	24	1 1/2	63,5	117,0	48,0	6000
1256962	23B470-24-24	H1843640-242400	24	38,0	1 1/2"	24	1 1/2	63,5	143,0	48,0	6000
1258583	23B470-32-32	H1843640-323200	32	50,0	2"	32	2	79,4	177,0	61,0	6000

**// H1843690 *NEW***

**90° Flange SAE 6000 psi J518 Code 61**  
**SFS 90**  
**Solid one piece**



Item Code	DHFI Item Code	Product Code	ID	ID	ID	F1 Dash	F1	FD	C	D Drop	WP
			Dash	mm	in						
1256934	23B480-12-12	H1843690-121200	12	19,0	3/4"	12	3/4	41,3	65,0	64,0	6000
1256935	23B480-16-12	H1843690-121600	12	19,0	3/4"	16	1	47,6	65,0	66,0	6000
1258335	23B480-12-16	H1843690-161200	16	25,0	1"	12	3/4	41,3	75,0	61,0	6000
1255841	23B480-16-16	H1843690-161600	16	25,0	1"	16	1	47,6	75,0	74,0	6000
1256939	23B480-20-16	H1843690-162000	16	25,0	1"	20	1 1/4	54,0	79,0	85,0	6000
1255907	23B480-16-20	H1843690-201600	20	32,0	1 1/4"	16	1	47,6	86,0	72,0	6000
1257011	23B480-20-20	H1843690-202000	20	32,0	1 1/4"	20	1 1/4	54,0	96,0	91,0	6000
1257016	23B480-24-20	H1843690-202400	20	32,0	1 1/4"	24	1 1/2	63,5	99,0	103,5	6000
1256936	23B480-24-24	H1843690-242400	24	38,0	1 1/2"	24	1 1/2	63,5	114,0	109,0	6000
1257029	23B480-32-32	H1843690-323200	32	50,0	2"	32	2	79,4	168,0	134,0	6000

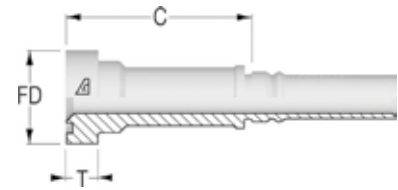
\*AVAILABLE ON REQUEST.

FITTINGS

# // SUPERCAT FLANGES

## // H1843910 **NEW**

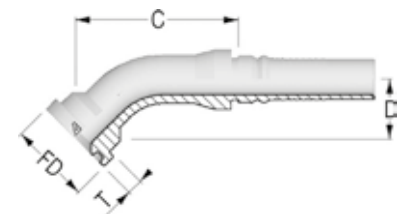
Flange SUPERCAT



Item Code	DHFI Item Code	Product Code	ID	ID	ID	F1 Dash	F1	FD	T	C
			Dash	mm	in					
1256983	23B810-12-12CAT*	H1843910-121200	12	19,0	3/4"	12	3/4	41,3	14,3	85,5
1256984	23B810-16-12CAT*	H1843910-121600	12	19,0	3/4"	16	1	47,6	14,3	87,0
1255830	23B810-16-16CAT	H1843910-161600	16	25,0	1"	16	1	47,6	14,3	95,1
1255832	23B810-20-16CAT*	H1843910-162000	16	25,0	1"	20	1 1/4	54,0	14,3	95,1
1255888	23B810-20-20CAT*	H1843910-202000	20	32,0	1 1/4"	20	1 1/4	54,0	14,3	91,0
1257018	23B810-24-20CAT*	H1843910-202400	20	32,0	1 1/4"	24	1 1/2	63,5	14,3	87,0

## // H1843940 **NEW**

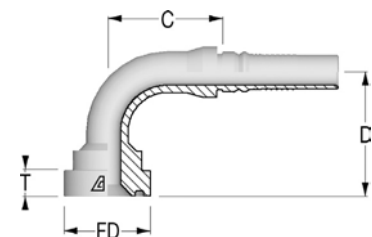
45° Flange SUPERCAT  
Solid one piece



Item Code	DHFI Item Code	Product Code	ID	ID	ID	F1 Dash	F1	FD	T	C	D Drop
			Dash	mm	in						
1256996	23B470-12-12CAT*	H1843940-121200	12	19,0	3/4"	12	3/4	41,3	14,3	107,0	33,7
1258113	23B470-16-12CAT*	H1843940-121600	12	19,0	3/4"	16	1	47,6	14,3	112,0	34,0
1255857	23B470-16-16CAT*	H1843940-161600	16	25,0	1"	16	1	47,6	14,3	129,0	42,5
1255859	23B470-20-16CAT*	H1843940-162000	16	25,0	1"	20	1 1/4	54,0	14,3	128,0	40,0
1257024	23B470-20-20CAT*	H1843940-202000	20	32,0	1 1/4"	20	1 1/4	54,0	14,3	149,0	45,0

## // H1843990 **NEW**

90° Flange SUPERCAT  
Solid one piece



Item Code	DHFI Item Code	Product Code	ID	ID	ID	F1 Dash	F1	FD	T	C	D Drop
			Dash	mm	in						
1256994	23B480-12-12CAT*	H1843990-121200	12	19,0	3/4"	12	3/4	41,3	14,3	67,0	67,0
1256995	23B480-12-16CAT*	H1843990-121600	12	19,0	3/4"	16	1	47,6	14,3	69,0	70,0
1255853	23B480-16-16CAT	H1843990-161600	16	25,0	1"	16	1	47,6	14,3	85,0	79,0
1255855	23B480-20-16CAT*	H1843990-162000	16	25,0	1"	20	1 1/4	54,0	14,3	80,0	82,5
1255902	23B480-20-20CAT*	H1843990-202000	20	32,0	1 1/4"	20	1 1/4	54,0	14,3	96,0	93,0
1257019	23B480-24-40CAT*	H1843990-202400	20	32,0	1 1/4"	24	1 1/2	63,5	14,3	97,0	101,0

\*AVAILABLE ON REQUEST.

## // DUNLOP HIFLEX SUOMESSA JA VIROSSA

### DUNLOP HIFLEX HÄMEENLINNA

Luukkaankatu 2 B, 13110 Hämeenlinna  
puh. 020 762 5740

### DUNLOP HIFLEX IMATRA

Retikankuja 8, 55800 Imatra  
puh. 020 762 5750

### DUNLOP HIFLEX JOENSUU

Telitie 1 C, 80100 Joensuu  
puh. 020 762 5760

### DUNLOP HIFLEX JYVÄSKYLÄ

Kuormaajantie 46, 40320 Jyväskylä  
puh. 020 762 5770

24h päivystys puh. 020 762 5770

### DUNLOP HIFLEX KOTKA

Kyyhkylänkuja 2, 48600 Kotka  
puh. 020 762 5780

24h päivystys puh. 020 762 5780

### DUNLOP HIFLEX KOUVOLA

Korjalankatu 1, 45130 Kouvola  
puh. 020 762 5790

24h päivystys puh. 020 762 5790

### DUNLOP HIFLEX MIKKELI

Ketunniementie 1, 50130 Mikkeli  
puh. 020 762 5850

### DUNLOP HIFLEX PIRKKALA

– Keskusvarasto / Myymälä  
Jasperintie 320, 33960 Pirkkala  
puh. 020 762 5700

### DUNLOP HIFLEX ROVANIEMI

Ahjotie 27, 96320 Rovaniemi  
puh. 020 762 5890

24h päivystys puh. 020 762 5890

### DUNLOP HIFLEX TURKU

Orikedonkatu 8, 20380 Turku  
puh. 020 762 5800

### DUNLOP HIFLEX VANTAA | Petikko

Tiilenpolttajankuja 4, 01720 Vantaa  
puh. 020 762 5660

24h päivystys puh. 020 762 5656




### MYYMÄLÄT VIROSSA:

#### DUNLOP HIFLEX TALLINNA

Läike tee 32/1, Peetri alevik, Rae vald  
EE-75312 Tallinn  
puh. +372 605 4911

#### DUNLOP HIFLEX TARTTO

Sepa 15C, EE-50113 Tartu  
puh. +372 734 1301



Dunlop Hiflex Oy  
Jasperintie 320  
33960 Pirkkala (Finland)  
Tel +358 20 762 5600  
info@dunlophiflex.fi – www.dunlophiflex.fi